

Diploma, Associate Degree, and Certificate Student Outcomes

Summary of Survey Results: 2021 to 2025



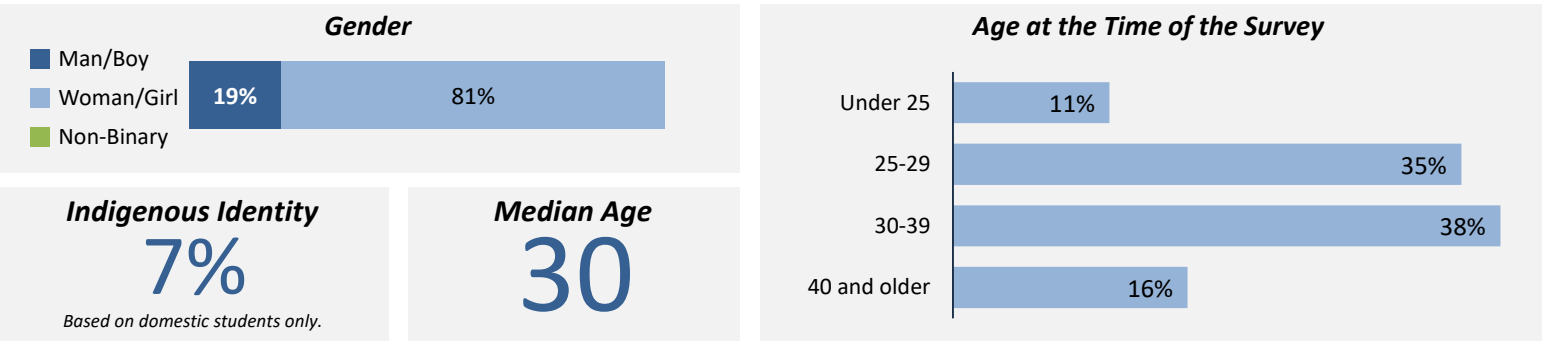
Applied filters:

CPC: VCC: Jewellery Art & Design;

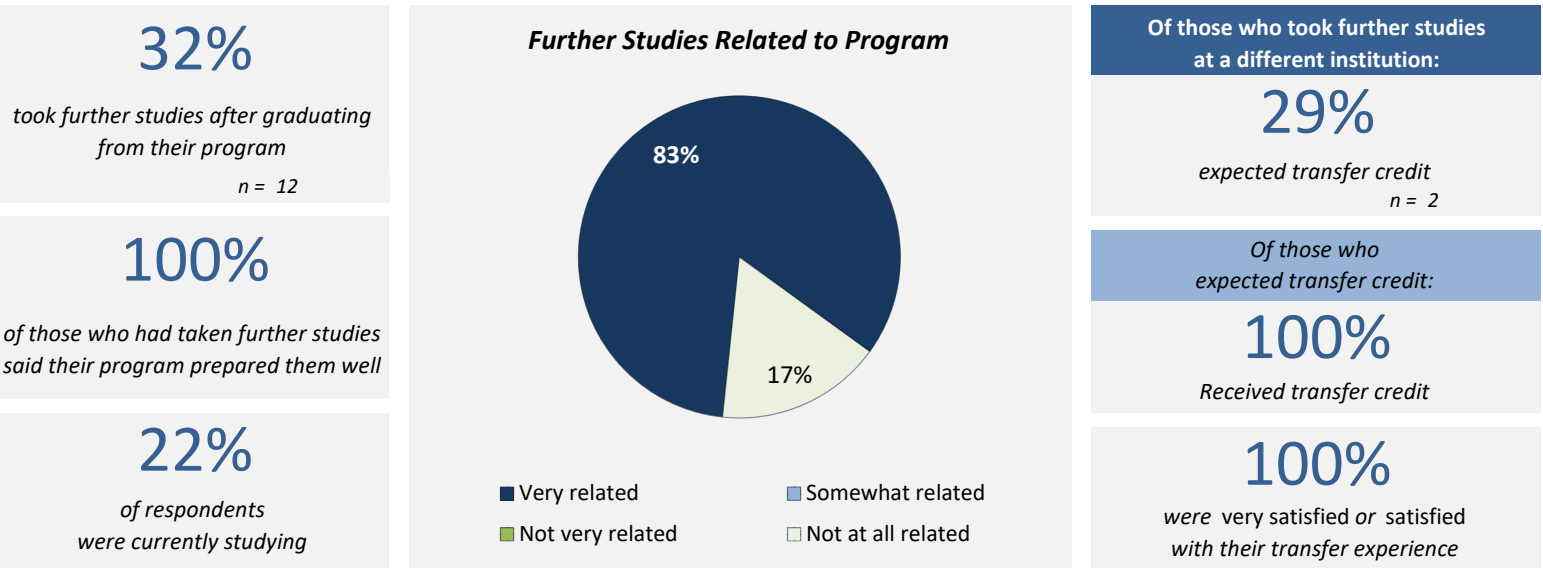
Cohort	66
Respondents	37
Response Rate	56%

Description of Survey Respondents

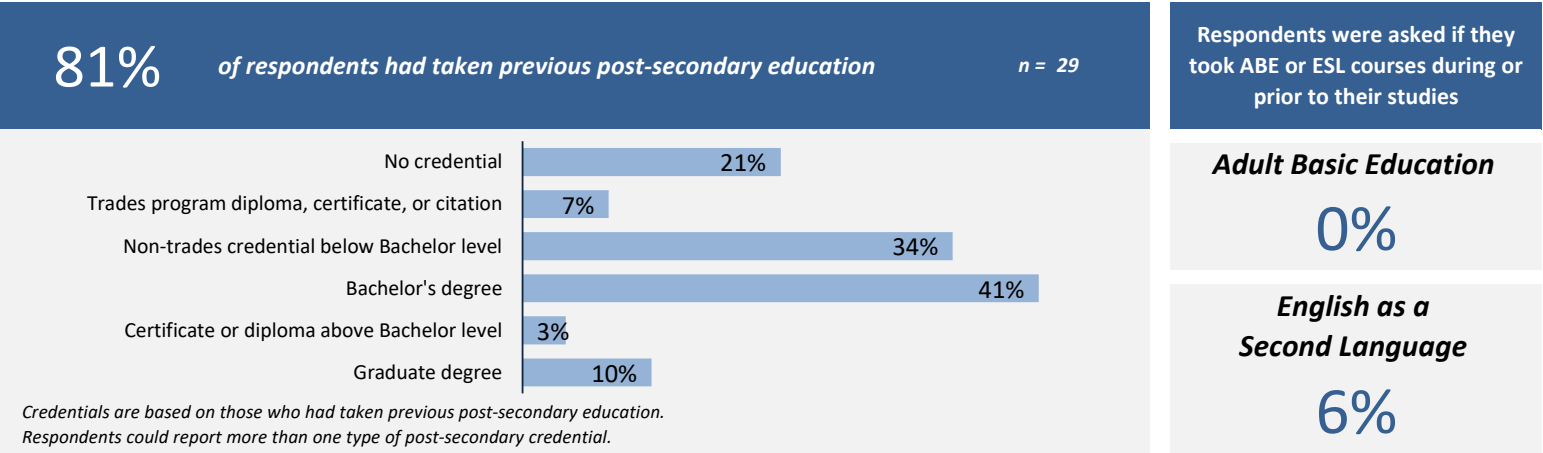
Demographics



Further Education



Past Education



Diploma, Associate Degree, and Certificate Student Outcomes

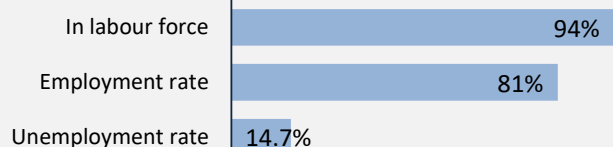
Summary of Survey Results: 2021 to 2025

Applied filters:

CPC: VCC: Jewellery Art & Design;

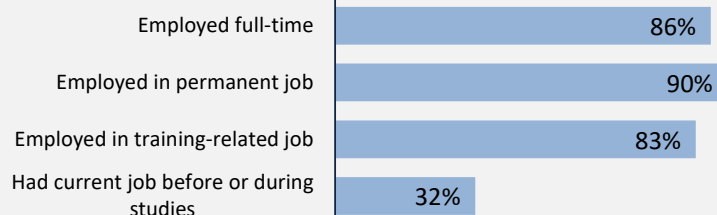
Cohort 66
Respondents 37
Response Rate 56%

Employment Outcomes



The "Employment rate" is the number employed as a percentage of all respondents. The "Unemployment rate" is the number of unemployed as a percentage of respondents in the labour force.

Of those employed: n = 29



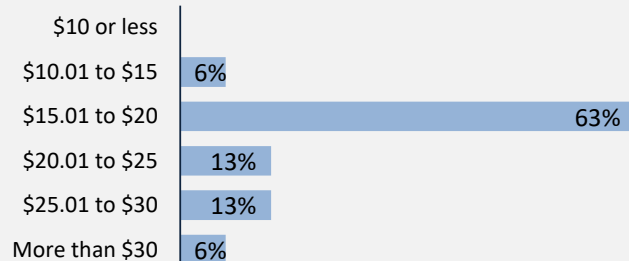
Weekly Hours Worked (median, main job)

36

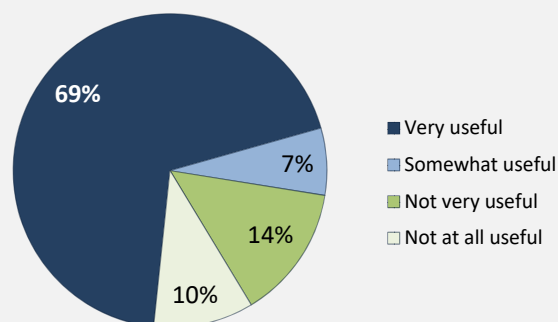
Hourly Wage (median, main job)

\$20

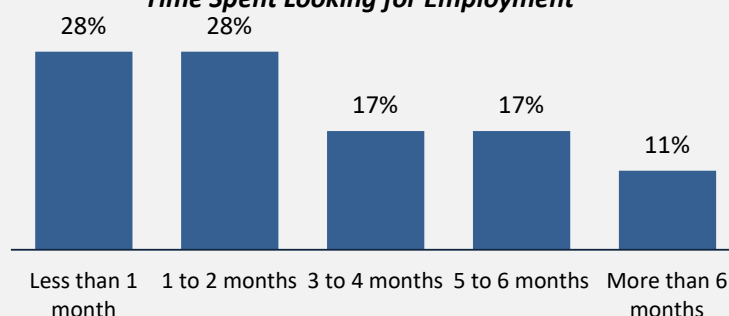
Hourly Wage Group (main job)



Skills and Knowledge Gained Useful in Performing Job



Time Spent Looking for Employment



Top Occupations (5-digit NOC)

	# Employed	% of those employed
62202: Jewellers, jewellery and watch repairers and related occupations	10	34%
53124: Artisans and craftspersons	7	24%
64100: Retail salespersons and visual merchandisers	4	14%
31204: Kinesiologists and other professional occupations in therapy and assessment	1	3%
XXXXX: Unclassified occupations	1	3%
64300: Maîtres d'hôtel and hosts/hostesses	1	3%
64410: Security guards and related security service occupations	1	3%
74101: Letter carriers	1	3%
60020: Retail and wholesale trade managers	1	3%
14101: Receptionists	1	3%
Total of top occupations	28	97%
Total employed	29	

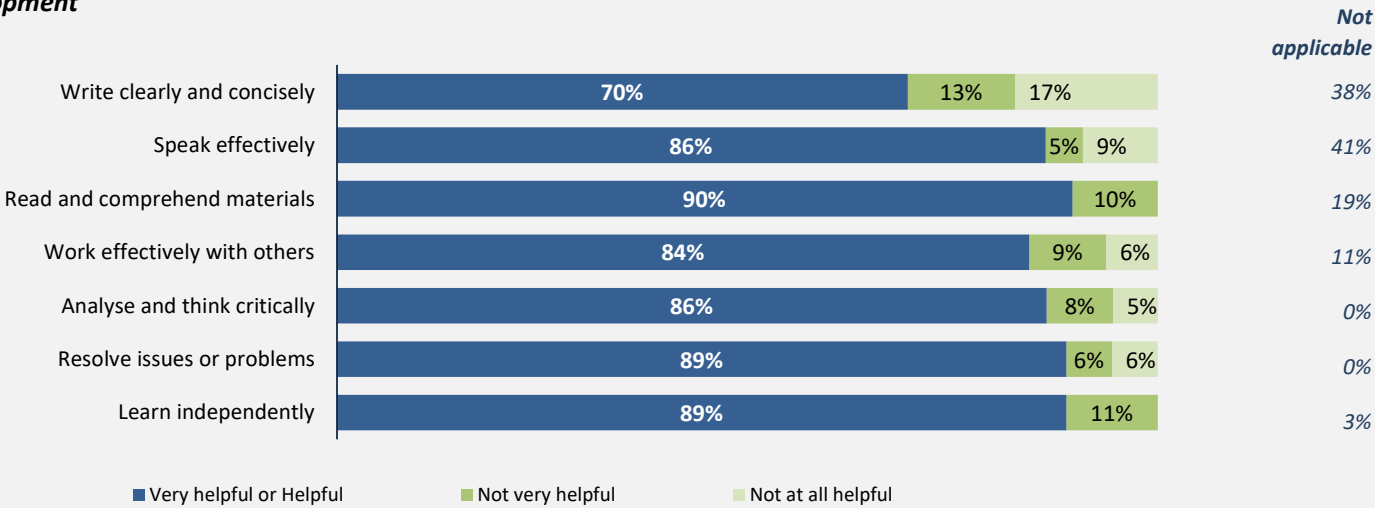
Applied filters:
CPC: VCC: Jewellery Art & Design;

Cohort	66
Respondents	37
Response Rate	56%

Skill Development and Post-Secondary Experience

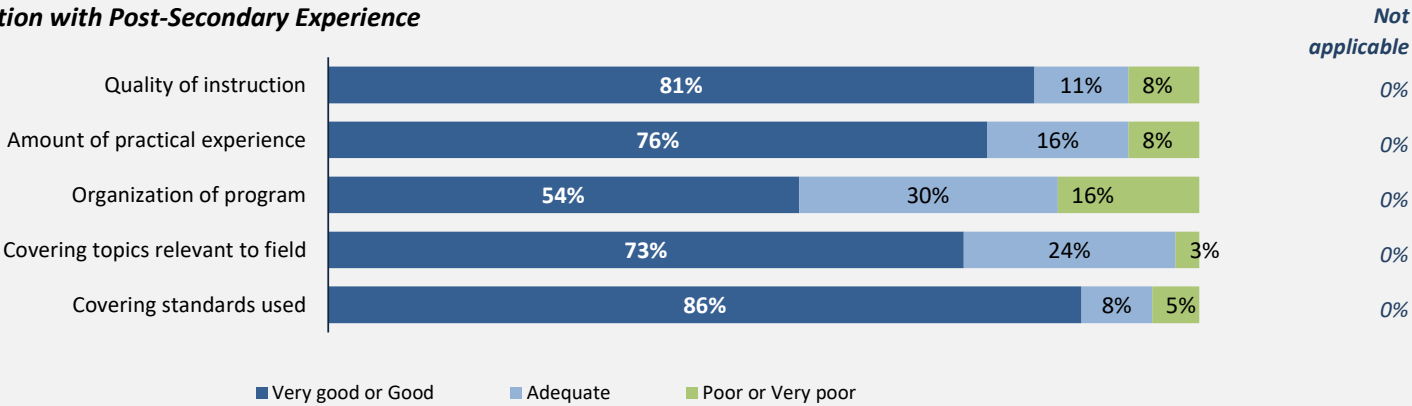
89% said they were very satisfied or satisfied with the education they received.

Skill Development



Percentages are based on those who gave a valid rating, excluding those who said Not applicable.

Satisfaction with Post-Secondary Experience



Percentages are based on those who gave a valid rating, excluding those who said Not applicable.