


Applied filters:
 CPC: VCC: Leadership;

Cohort 36
Respondents 14
Response Rate 39%

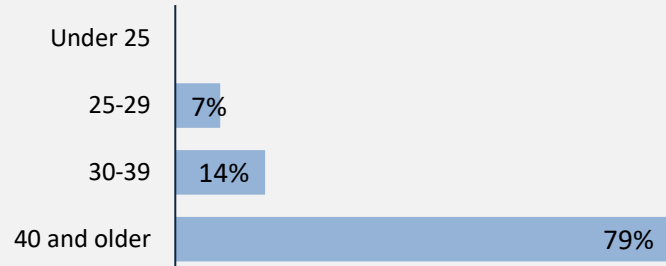
Description of Survey Respondents

Demographics

Gender



Age at the Time of the Survey



Indigenous Identity

-

Based on domestic students only.

Median Age

46

Further Education

21%

took further studies after graduating from their program
n = 3

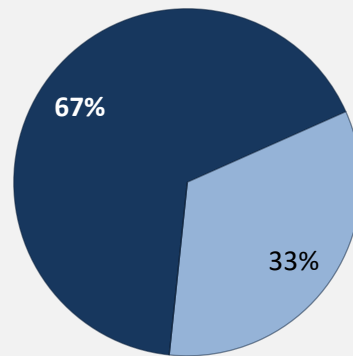
100%

of those who had taken further studies said their program prepared them well

21%

of respondents were currently studying

Further Studies Related to Program



Very related Somewhat related
 Not very related Not at all related

Of those who took further studies at a different institution:

0%

expected transfer credit
n = 0

Of those who expected transfer credit:

-

Received transfer credit

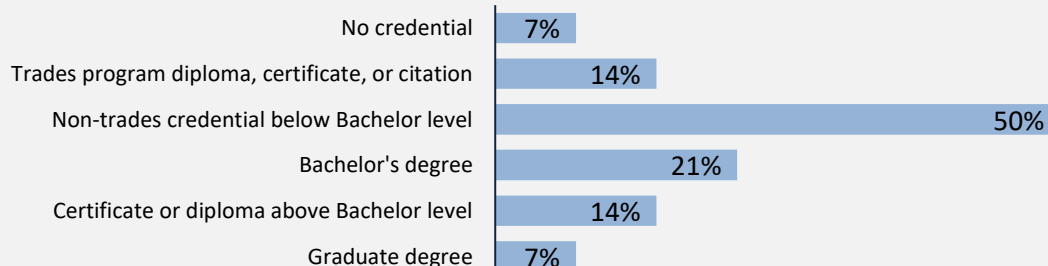
-

were very satisfied or satisfied with their transfer experience

Past Education

100% of respondents had taken previous post-secondary education *n = 14*

Respondents were asked if they took ABE or ESL courses during or prior to their studies



Credentials are based on those who had taken previous post-secondary education. Respondents could report more than one type of post-secondary credential.

Adult Basic Education

7%

English as a Second Language

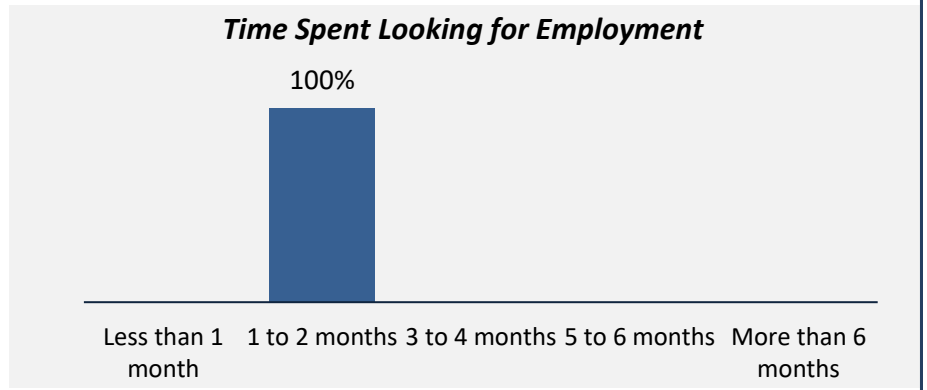
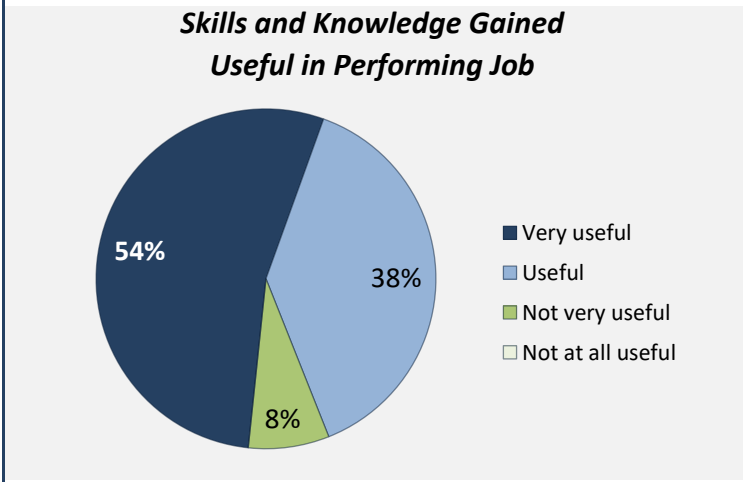
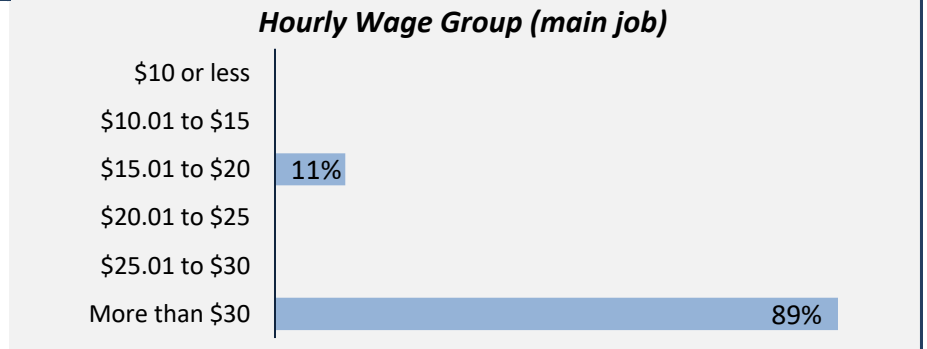
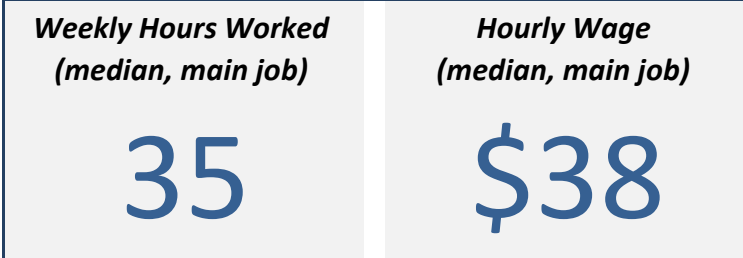
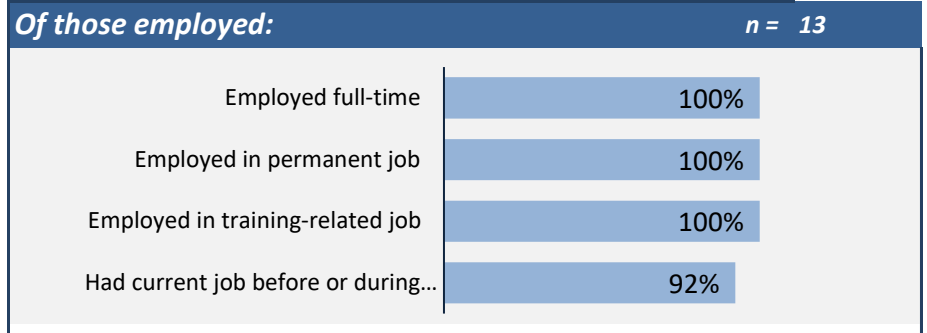
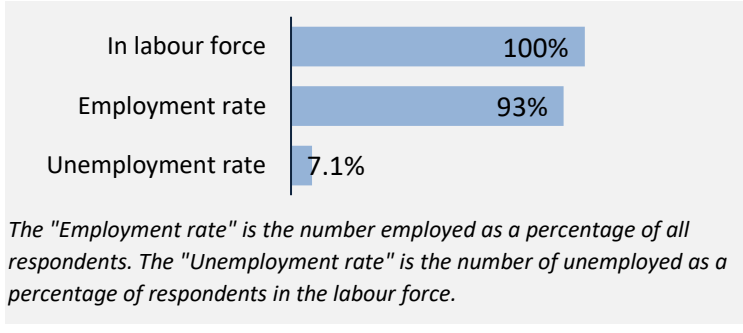
0%

Applied filters:

CPC: VCC: Leadership;

Cohort 36
Respondents 14
Response Rate 39%

Employment Outcomes



Top Occupations (5-digit NOC)

	# Employed	% of those employed
13110: Administrative assistants	2	15%
21202: Urban and land use planners	2	15%
72021: Contractors and supervisors, heavy equipment operator crews	1	8%
54100: Program leaders and instructors in recreation, sport and fitness	1	8%
43202: By-law enforcement and other regulatory officers	1	8%
20010: Engineering managers	1	8%
60020: Retail and wholesale trade managers	1	8%
82031: Contractors and supervisors, landscaping, grounds maintenance and horticulture services	1	8%
10010: Financial managers	1	8%
00013: Senior managers - health, education, social and community services and membership organizations	1	8%
<i>Total of top occupations</i>	12	92%
Total employed	13	

Applied filters:
 CPC: VCC: Leadership;

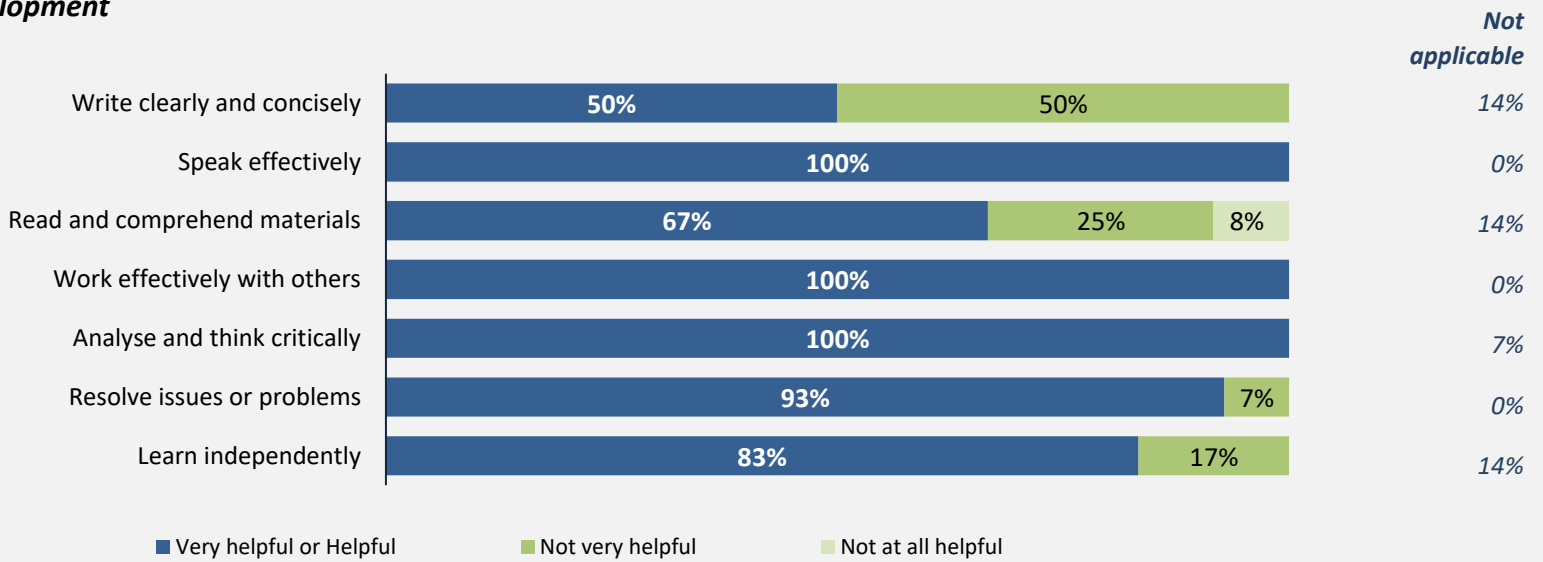
Cohort	36
Respondents	14
Response Rate	39%

Skill Development and Post-Secondary Experience

93%

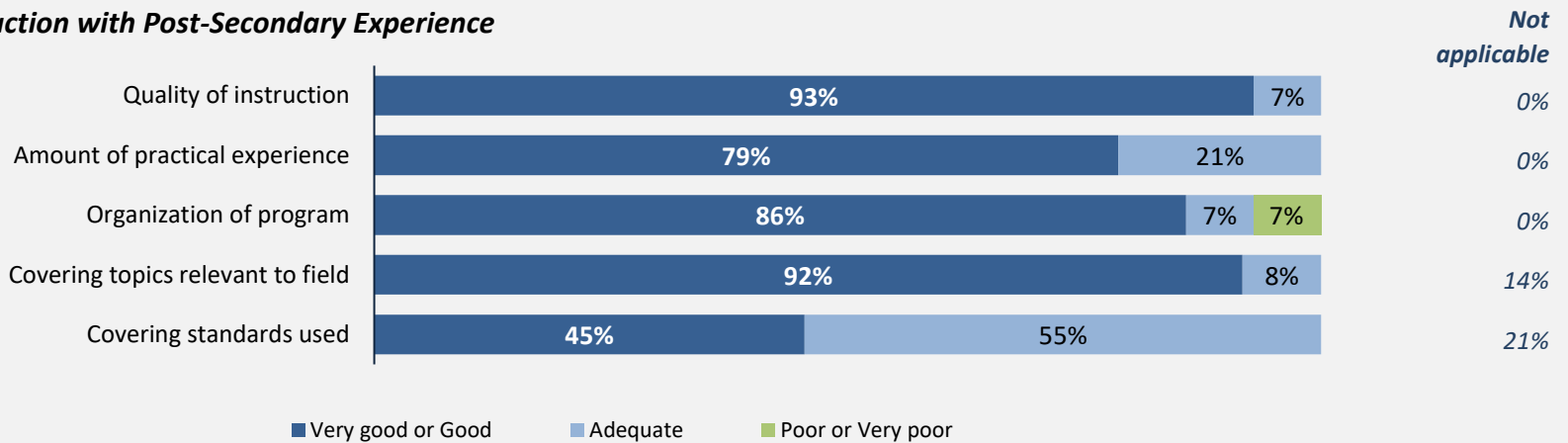
said they were very satisfied or satisfied with the education they received.

Skill Development



Percentages are based on those who gave a valid rating, excluding those who said Not applicable.

Satisfaction with Post-Secondary Experience



Percentages are based on those who gave a valid rating, excluding those who said Not applicable.

Applied filters:


CPC: VCC: Leadership Business;

Cohort	16
Respondents	7
Response Rate	44%

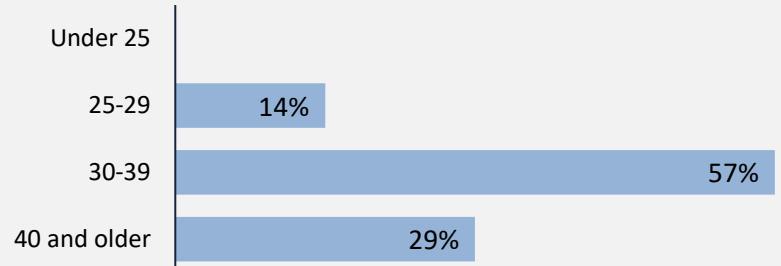
Description of Survey Respondents

Demographics

Gender



Age at the Time of the Survey



Indigenous Identity

-

Based on domestic students only.

Median Age

34

Further Education

29%

took further studies after graduating from their program
n = 2

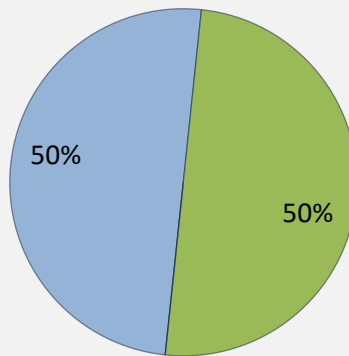
100%

of those who had taken further studies said their program prepared them well

14%

of respondents were currently studying

Further Studies Related to Program



Very related Somewhat related
 Not very related Not at all related

Of those who took further studies at a different institution:

0%

expected transfer credit
n = 0

Of those who expected transfer credit:

-

Received transfer credit

-

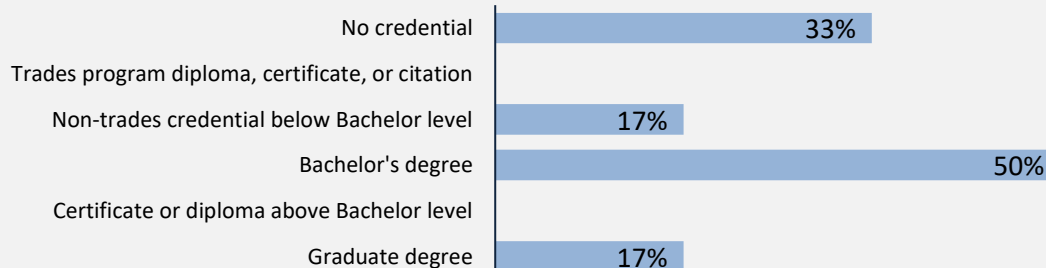
were very satisfied or satisfied with their transfer experience

Past Education

86%

of respondents had taken previous post-secondary education

n = 6



Credentials are based on those who had taken previous post-secondary education.
 Respondents could report more than one type of post-secondary credential.

Respondents were asked if they took ABE or ESL courses during or prior to their studies

Adult Basic Education

0%

English as a Second Language

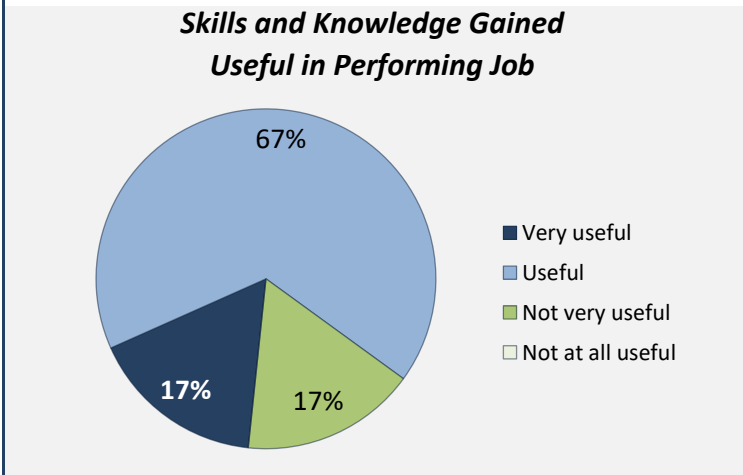
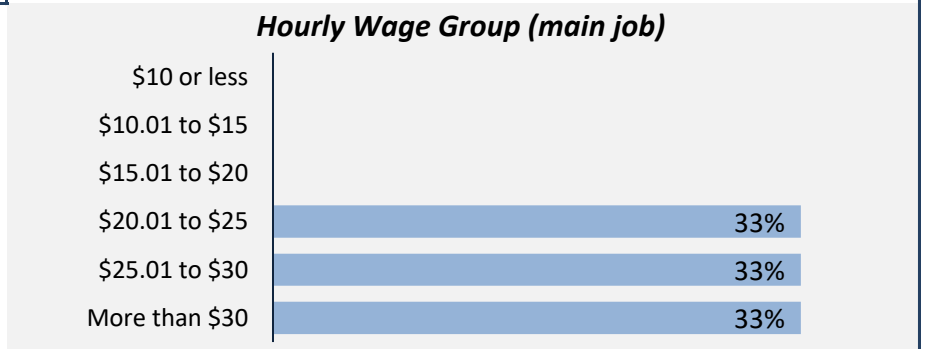
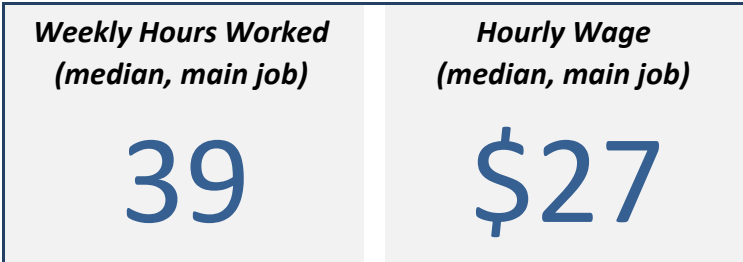
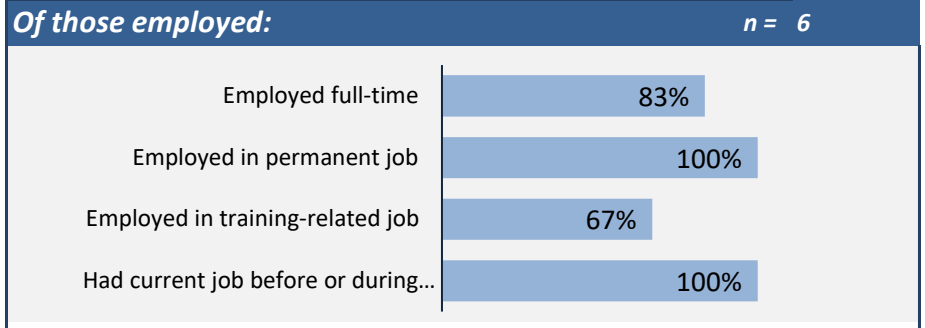
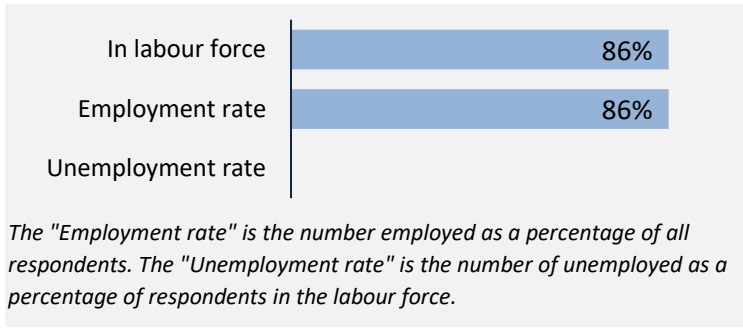
0%

Applied filters:

CPC: VCC: Leadership Business;

Cohort	16
Respondents	7
Response Rate	44%

Employment Outcomes



Top Occupations (5-digit NOC)

	# Employed	% of those employed
42201: Social and community service workers	1	17%
XXXXX: Unclassified occupations	1	17%
54100: Program leaders and instructors in recreation, sport and fitness	1	17%
13100: Administrative officers	1	17%
00013: Senior managers - health, education, social and community services and membership organizations	1	17%
13110: Administrative assistants	1	17%
Total of top occupations	6	100%
Total employed	6	

Applied filters:

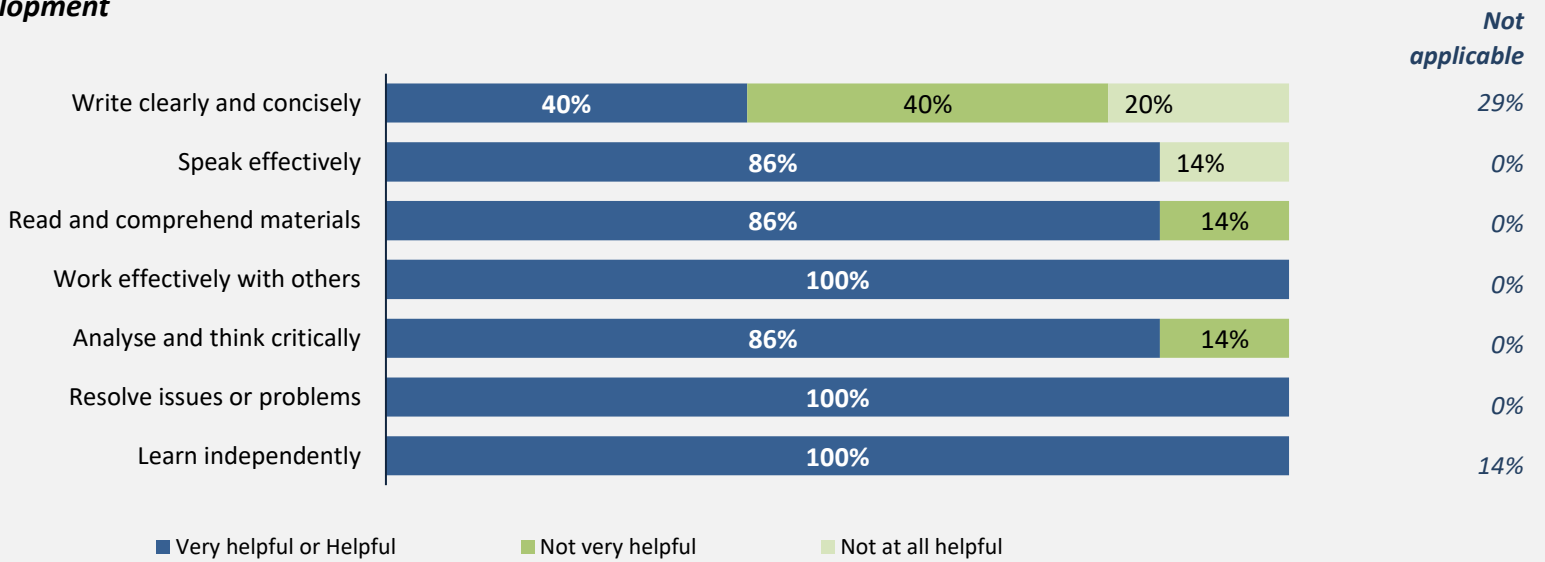
CPC: VCC: Leadership Business;

Cohort	16
Respondents	7
Response Rate	44%

Skill Development and Post-Secondary Experience

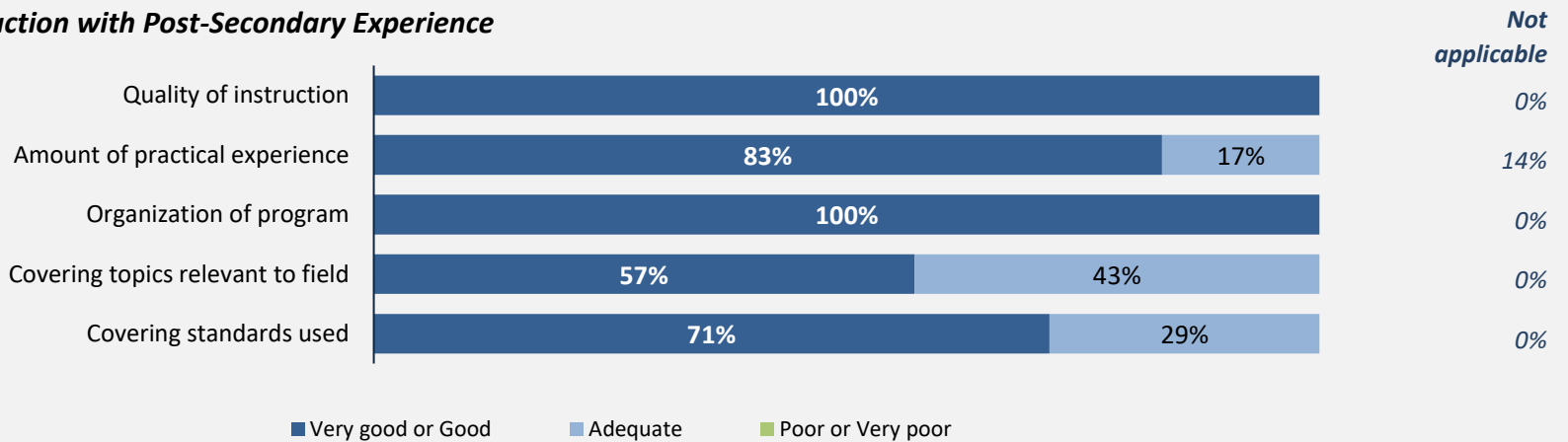
100% said they were very satisfied or satisfied with the education they received.

Skill Development



Percentages are based on those who gave a valid rating, excluding those who said Not applicable.

Satisfaction with Post-Secondary Experience



Percentages are based on those who gave a valid rating, excluding those who said Not applicable.

Applied filters:

CPC: VCC: Leadership Coaching;

Cohort	8
Respondents	4
Response Rate	50%

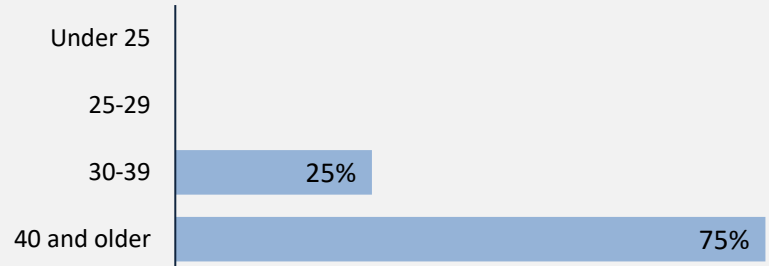
Description of Survey Respondents

Demographics

Gender



Age at the Time of the Survey



Indigenous Identity

-

Based on domestic students only.

Median Age

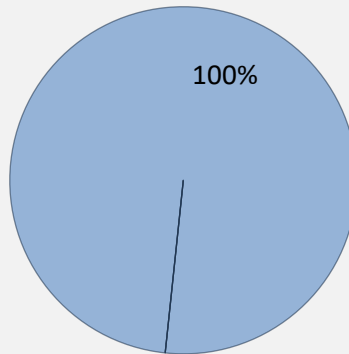
44

Further Education

25%

took further studies after graduating from their program
n = 1

Further Studies Related to Program



Very related, Somewhat related, Not very related, Not at all related

Of those who took further studies at a different institution:

0%

expected transfer credit
n = 0

Of those who expected transfer credit:

-

Received transfer credit

-

were very satisfied or satisfied with their transfer experience

100%

of those who had taken further studies said their program prepared them well

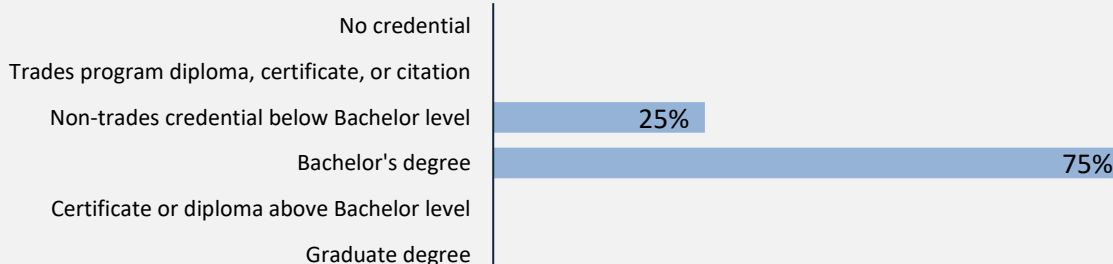
0%

of respondents were currently studying

Past Education

100% of respondents had taken previous post-secondary education *n = 4*

Respondents were asked if they took ABE or ESL courses during or prior to their studies



Credentials are based on those who had taken previous post-secondary education. Respondents could report more than one type of post-secondary credential.

Adult Basic Education

0%

English as a Second Language

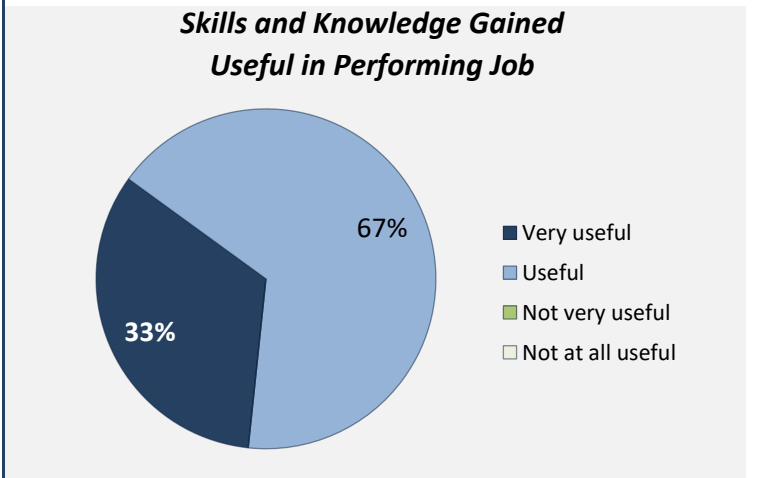
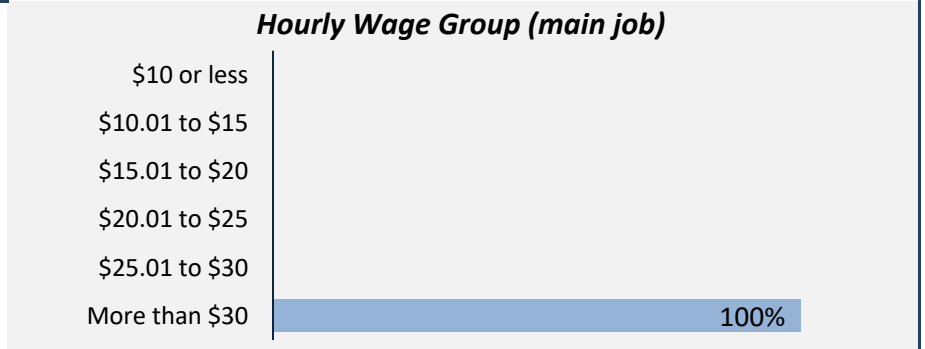
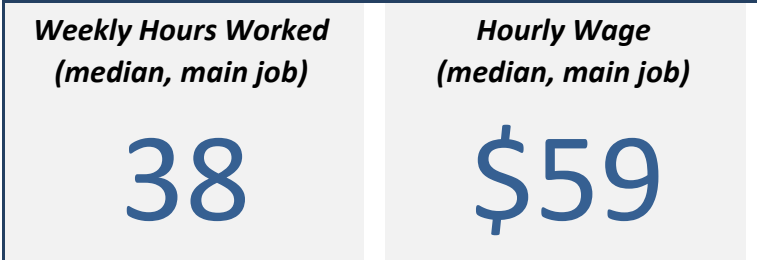
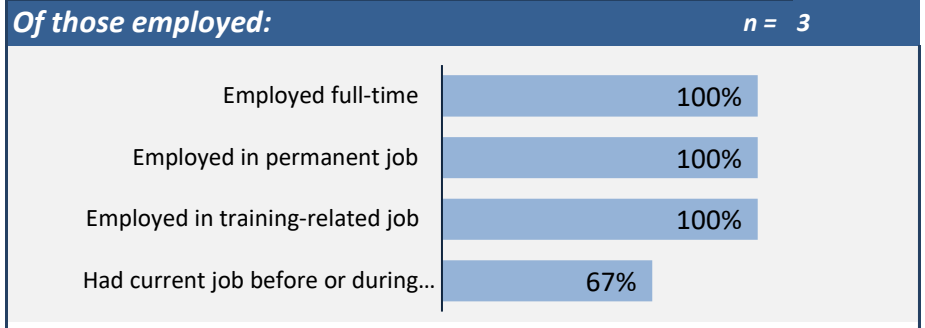
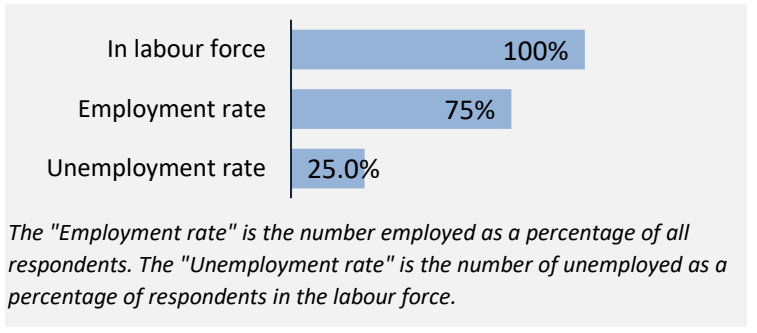
25%

Applied filters:

CPC: VCC: Leadership Coaching;

Cohort 8
 Respondents 4
 Response Rate 50%

Employment Outcomes



Top Occupations (5-digit NOC)

	# Employed	% of those employed
41320: Educational counsellors	1	33%
XXXXX: Unclassified occupations	1	33%
50012: Recreation, sports and fitness program and service directors	1	33%
<i>Total of top occupations</i>	3	100%
Total employed	3	

Applied filters:

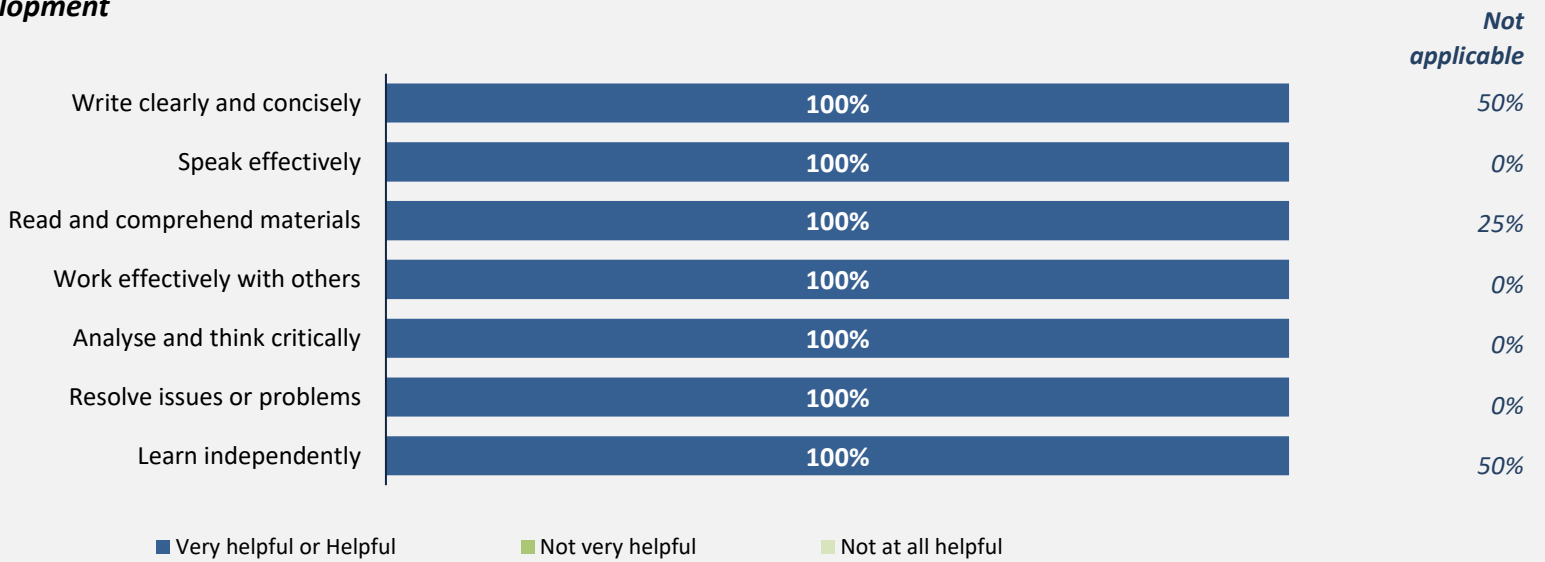
CPC: VCC: Leadership Coaching;

Cohort	8
Respondents	4
Response Rate	50%

Skill Development and Post-Secondary Experience

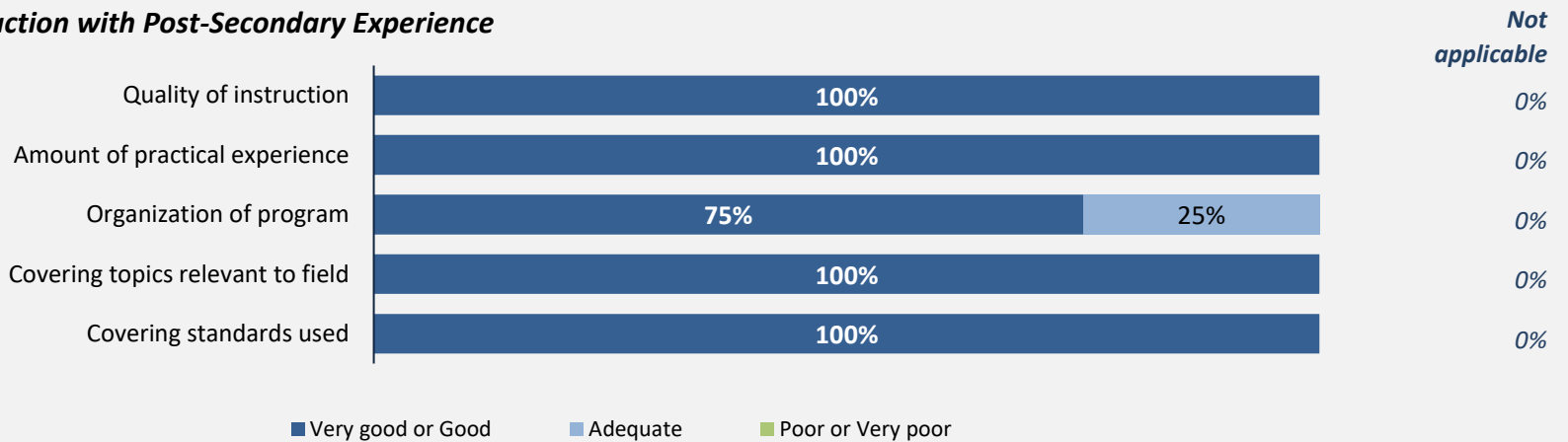
100% said they were very satisfied or satisfied with the education they received.

Skill Development



Percentages are based on those who gave a valid rating, excluding those who said Not applicable.

Satisfaction with Post-Secondary Experience



Percentages are based on those who gave a valid rating, excluding those who said Not applicable.

Applied filters:

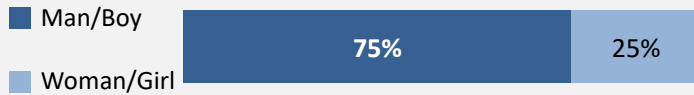
CPC: VCC: Leadership Coaching Associate Certificate;

Cohort	5
Respondents	4
Response Rate	80%


Description of Survey Respondents

Demographics

Gender



Age at the Time of the Survey



Indigenous Identity

25%

Based on domestic students only.

Median Age

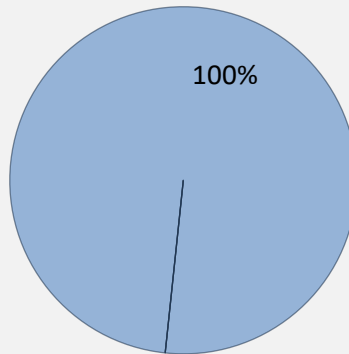
58

Further Education

50%

took further studies after graduating from their program
n = 2

Further Studies Related to Program



■ Very related ■ Somewhat related
 ■ Not very related ■ Not at all related

Of those who took further studies at a different institution:

0%

expected transfer credit
n = 0

Of those who expected transfer credit:

—

Received transfer credit

—

were very satisfied or satisfied with their transfer experience

100%

of those who had taken further studies said their program prepared them well

50%

of respondents were currently studying


Past Education

75%

of respondents had taken previous post-secondary education

n = 3

Respondents were asked if they took ABE or ESL courses during or prior to their studies



Credentials are based on those who had taken previous post-secondary education. Respondents could report more than one type of post-secondary credential.

Adult Basic Education

0%

English as a Second Language

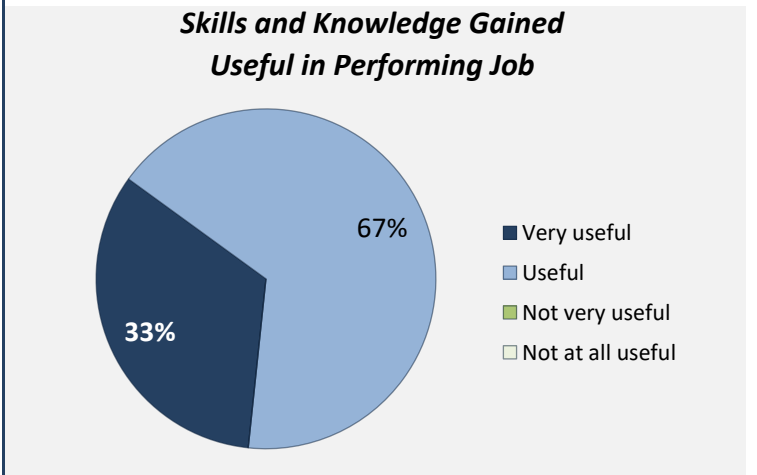
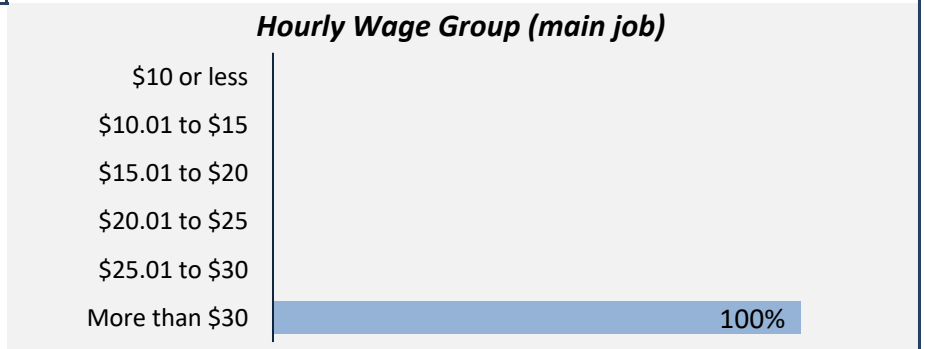
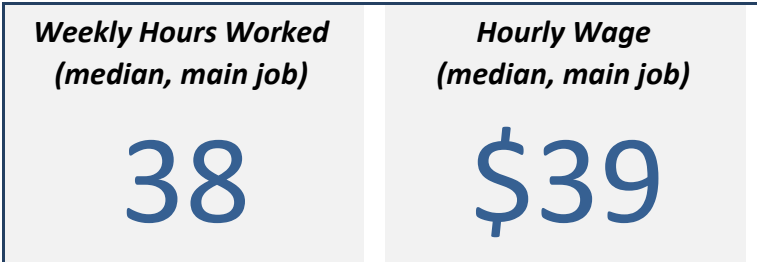
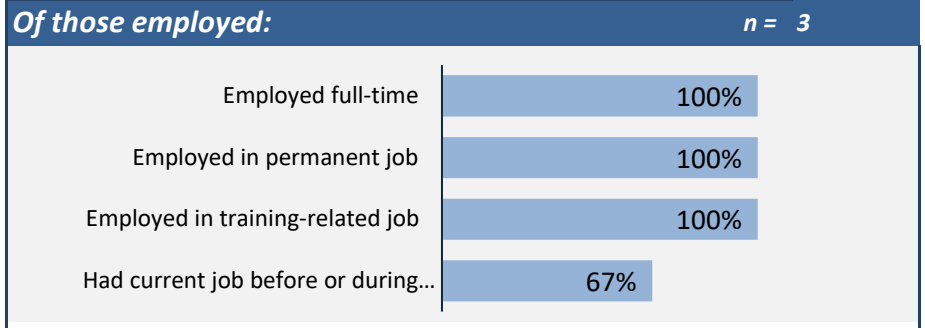
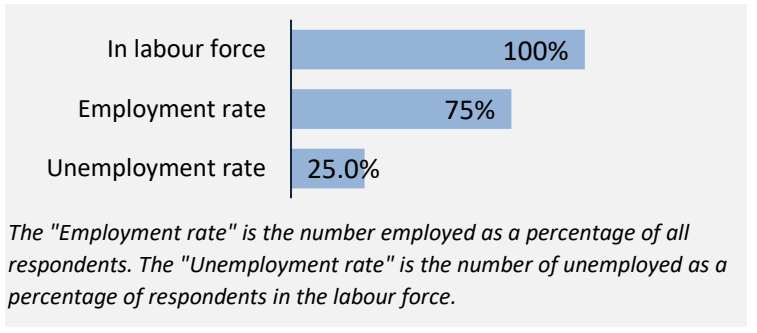
0%

Applied filters:

CPC: VCC: Leadership Coaching Associate Certificate;

Cohort	5
Respondents	4
Response Rate	80%

Employment Outcomes



Top Occupations (5-digit NOC)

	# Employed	% of those employed
11201: Professional occupations in business management consulting	1	33%
64101: Sales and account representatives - wholesale trade (non-technical)	1	33%
41403: Social policy researchers, consultants and program officers	1	33%
Total of top occupations	3	100%
Total employed	3	

Applied filters:

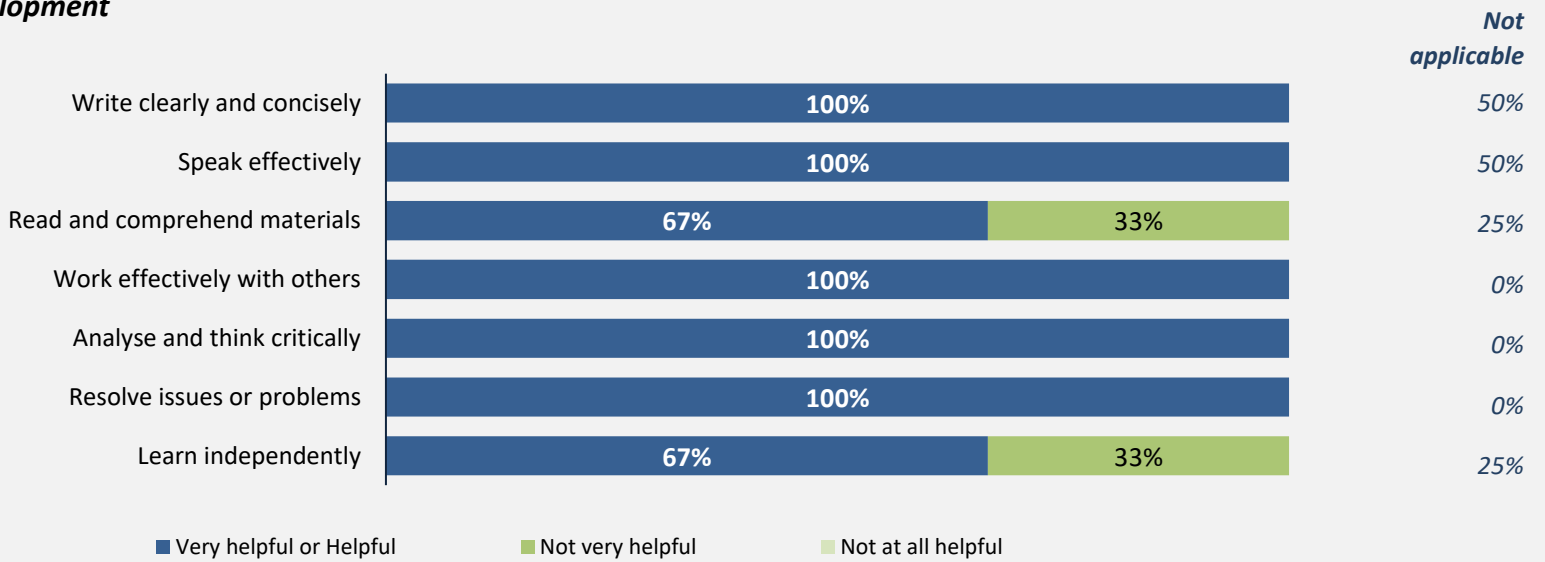
CPC: VCC: Leadership Coaching Associate Certificate;

Cohort	5
Respondents	4
Response Rate	80%

Skill Development and Post-Secondary Experience

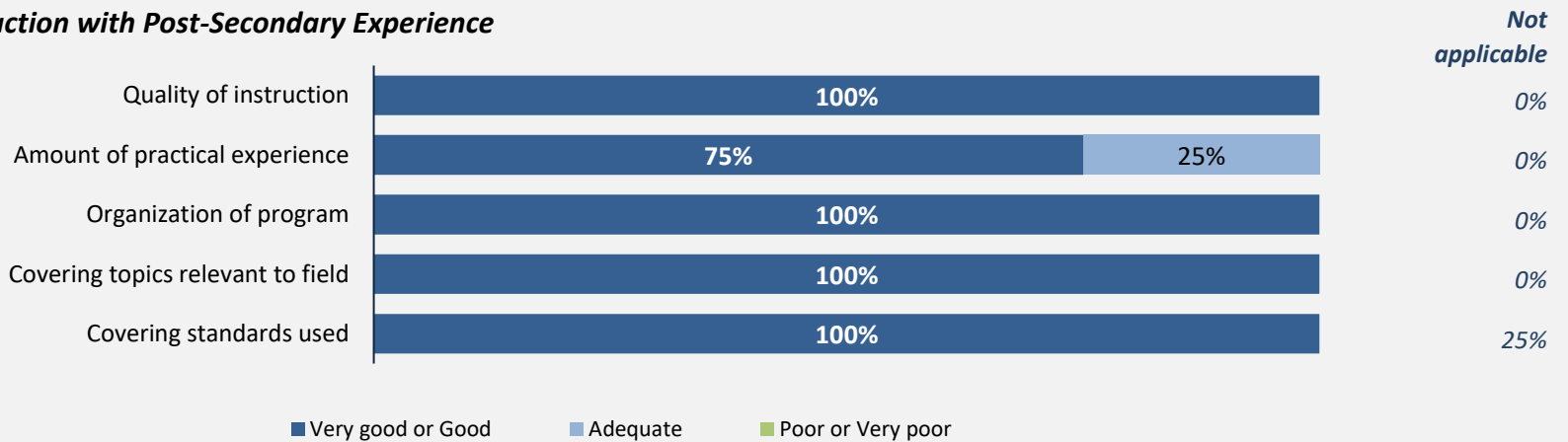
100% said they were very satisfied or satisfied with the education they received.

Skill Development



Percentages are based on those who gave a valid rating, excluding those who said Not applicable.

Satisfaction with Post-Secondary Experience



Percentages are based on those who gave a valid rating, excluding those who said Not applicable.