

Summary of Survey Results: 2021-2025

Trades Training Type:
Progressive apprenticeship, Traditional apprenticeship, Trades foundation, and Trades-related vocational programs

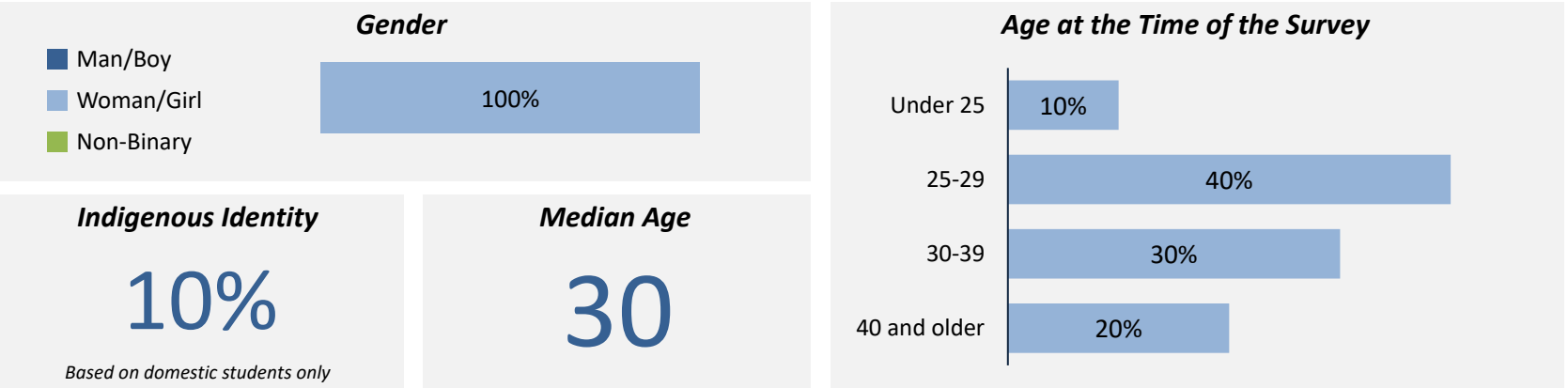
Applied filters:

CPC: VCC: Make-up Artistry;

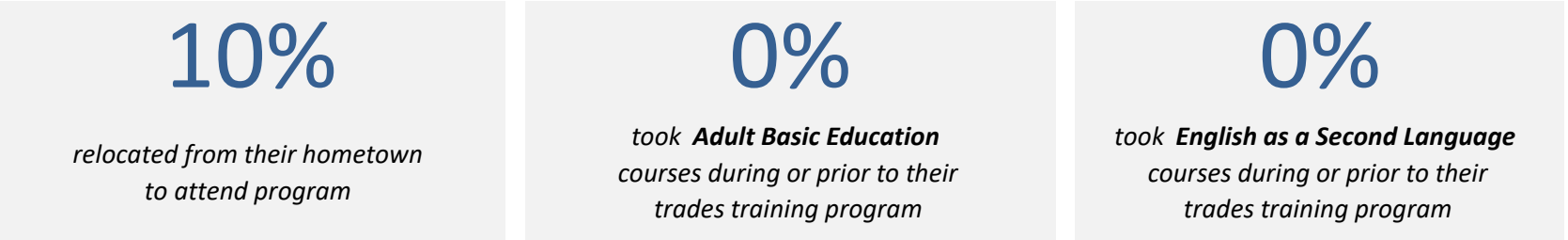
Cohort	15
Respondents	10
Response Rate	67%

Description of Survey Respondents


Demographics



About the Respondents



Region respondents were living in at the time of the survey



Summary of Survey Results: 2021-2025

Trades Training Type:
Progressive apprenticeship, Traditional apprenticeship, Trades foundation, and Trades-related vocational programs

Applied filters:

CPC: VCC: Make-up Artistry;

Cohort	15
Respondents	10
Response Rate	67%

Employment Outcomes

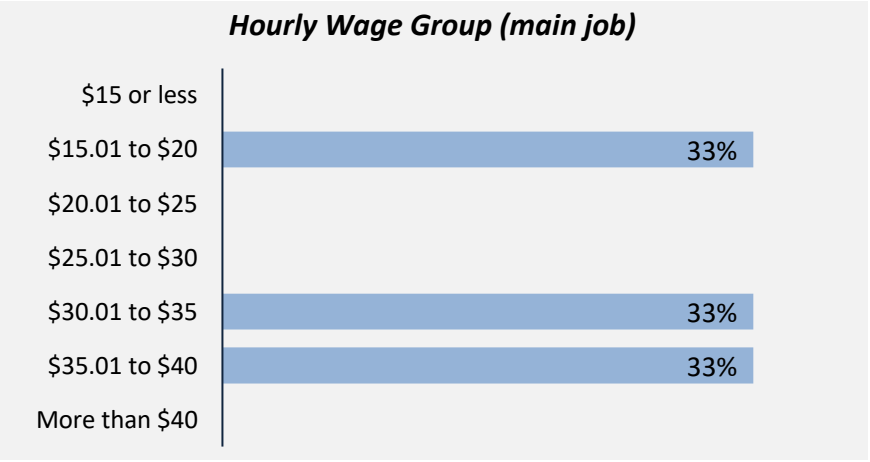
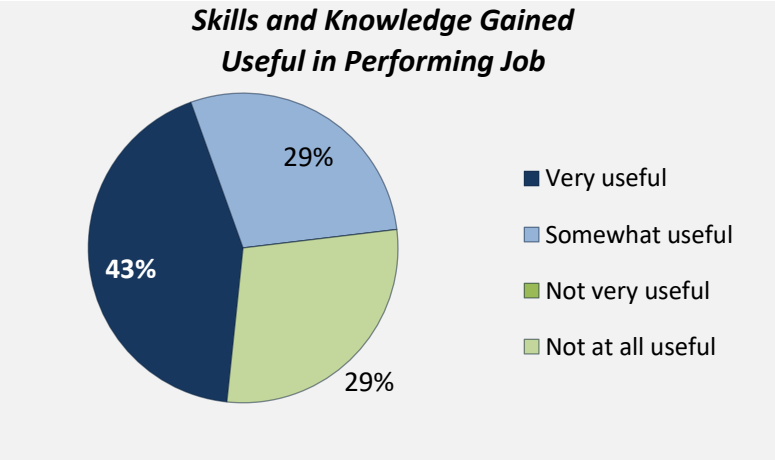
In the labour force 100%	Employment rate 80%	Unemployment rate 11.1%
---	--------------------------------------	--

The "Employment rate" is the number employed as a percentage of all respondents.
The "Unemployment rate" is the number of unemployed as a percentage of respondents in the labour force.

Of those employed:

n = 8

Employed full-time	60%	Hourly Wage (median, main job) \$34	Hours Worked (median, main job) 38
Employed in training-related job	29%		
Employed in permanent position	100%		



Top Occupations (5-digit NOC)	# employed	% of those employed
XXXXX: Unclassified occupations	2	25%
63211: Estheticians, electrologists and related occupations	2	25%
64100: Retail salespersons and visual merchandisers	2	25%
64311: Pursers and flight attendants	1	13%
14404: Dispatchers	1	13%
Total of top occupations	8	100%
Total employed	8	

Summary of Survey Results: 2021-2025

Trades Training Type:

*Progressive apprenticeship, Traditional apprenticeship,
Trades foundation, and Trades-related vocational programs*

Applied filters:

CPC: VCC: Make-up Artistry;

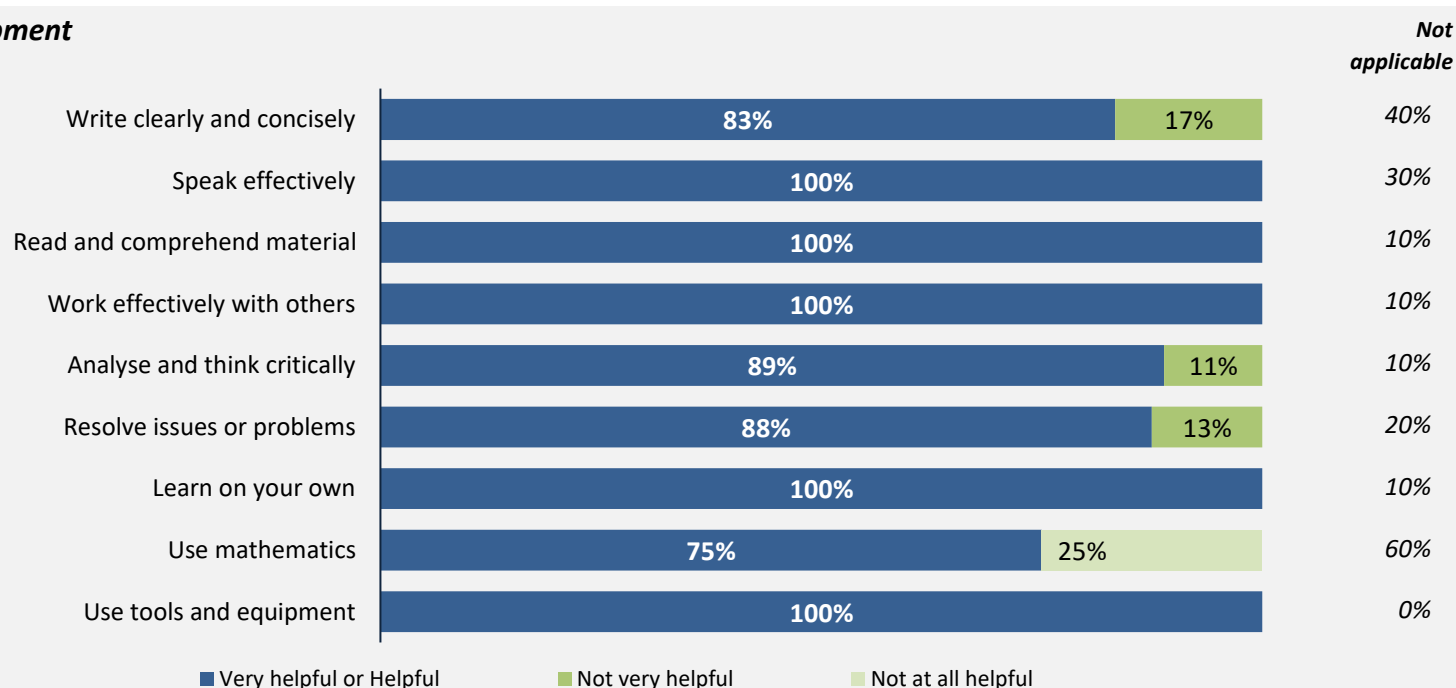
Cohort 15
Respondents 10
Response Rate 67%

Skill Development and Post-Secondary Experience

100%

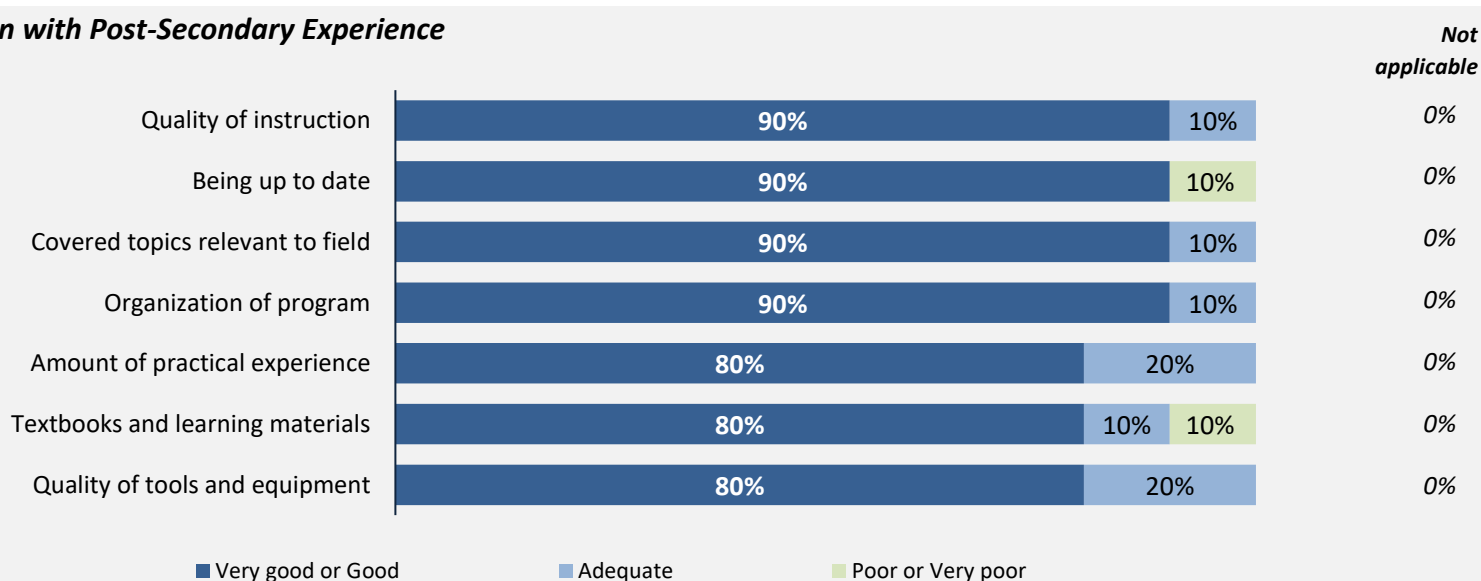
said they were very satisfied or satisfied with the education they received.

Skill Development



Percentages are based on those who gave a valid rating, excluding those who said not applicable.

Satisfaction with Post-Secondary Experience



Percentages are based on those who gave a valid rating, excluding those who said not applicable.

Summary of Survey Results: 2021-2025

Trades Training Type:
Trades foundation, Trades-related vocational programs

Applied filters:
CPC: VCC: Make-up Artistry;

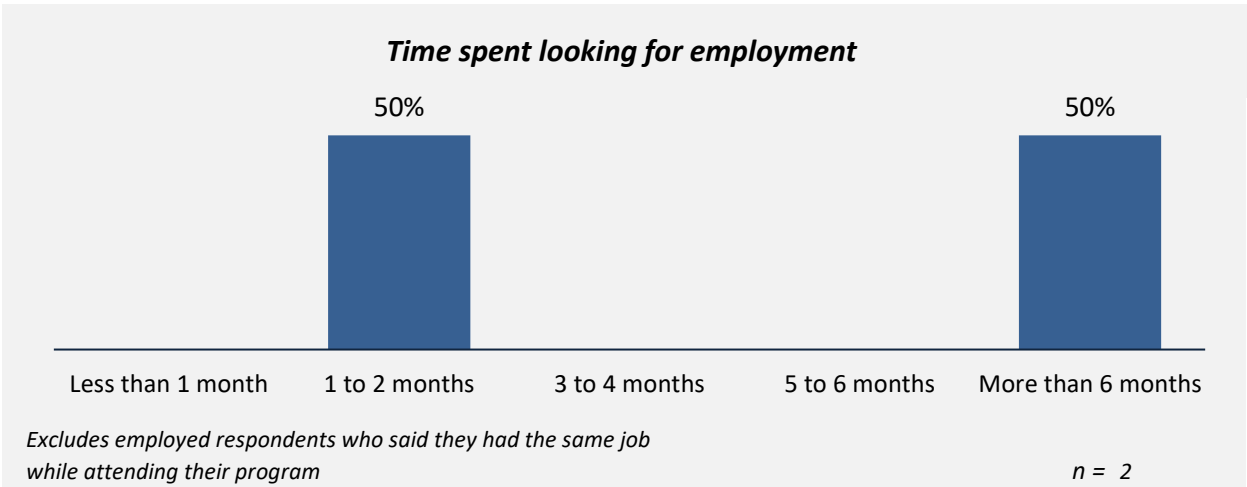
Cohort	15
Respondents	10
Response Rate	67%

Trades foundation & Trades-related vocational programs

Employment After Leaving School

43%
had the same job
before or while they were
attending school

75%
said their education was
useful in getting their job

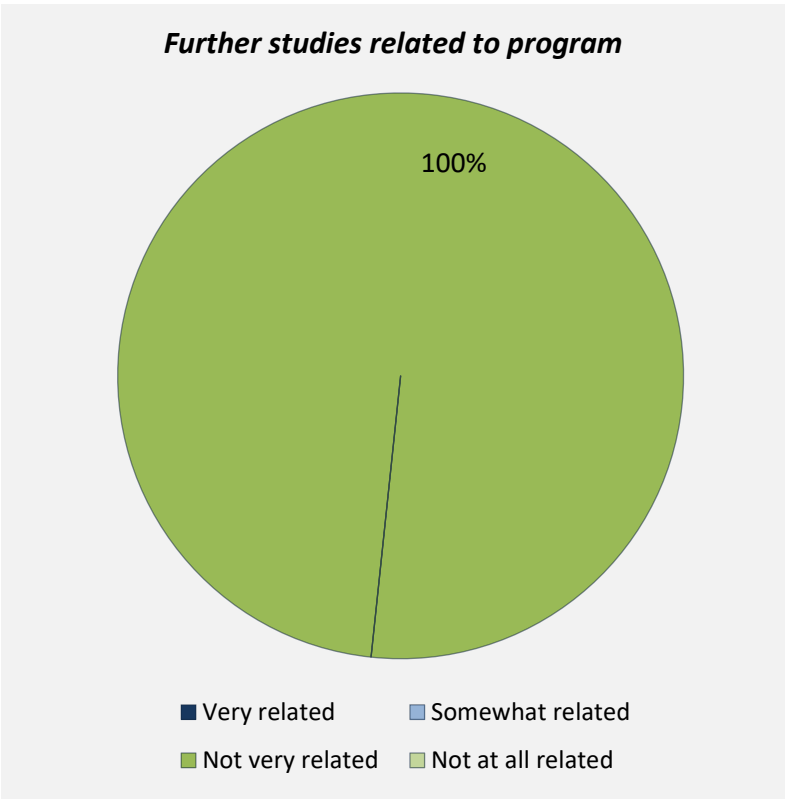


Other Education
Trades-related vocational respondents only, results are shown for the education they took before and after their program.
*Not asked since 2023

11%
took further studies after
completing their program
n = 1

100%
of those who had taken further
studies said their program
prepared them well

10%
of respondents
were currently studying
n = 1



Of those who took further studies
at a different institution:

100%
expected transfer credit*
n = 1

Of those who expected
transfer credit:

—
received transfer credit*

100%
were very satisfied or satisfied
with their transfer experience*

Summary of Survey Results: 2021-2025

Trades Training Type:
Trades foundation, Trades-related vocational programs

Applied filters:
CPC: VCC: Make-up Artistry;

Cohort	15
Respondents	10
Response Rate	67%

