

Summary of Survey Results: 2020-2024

Trades Training Type:
Progressive apprenticeship, Traditional apprenticeship, Trades foundation, and Trades-related vocational programs

Applied filters:

CPC: VCC: Make-up Artistry;


Cohort	37
Respondents	22
Response Rate	59%

Description of Survey Respondents

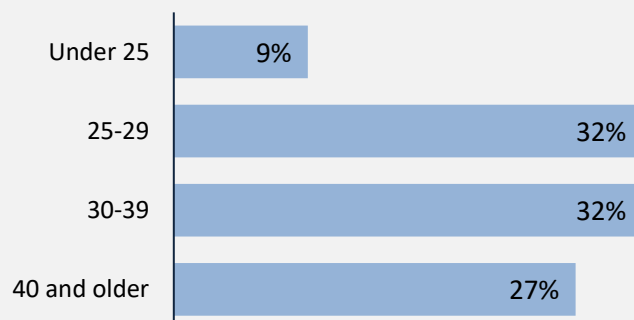
Demographics

Gender

- Man/Boy
- Woman/Girl
- Non-Binary



Age at the Time of the Survey



Aboriginal Identity

5%

Based on domestic students only

Median Age

31

About the Respondents

14%

relocated from their hometown to attend program


0%

*took **Adult Basic Education** courses during or prior to their trades training program*

5%

*took **English as a Second Language** courses during or prior to their trades training program*

Region respondents were living in at the time of the survey



Summary of Survey Results: 2020-2024

Trades Training Type:

Progressive apprenticeship, Traditional apprenticeship, Trades foundation, and Trades-related vocational programs

Applied filters:

CPC: VCC: Make-up Artistry;

Cohort	37
Respondents	22
Response Rate	59%

Employment Outcomes

In the labour force

95%

Employment rate

77%

Unemployment rate

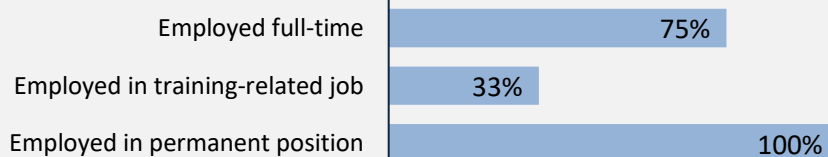
15.0%

The "Employment rate" is the number employed as a percentage of all respondents.

The "Unemployment rate" is the number of unemployed as a percentage of respondents in the labour force.

Of those employed:

n = 17



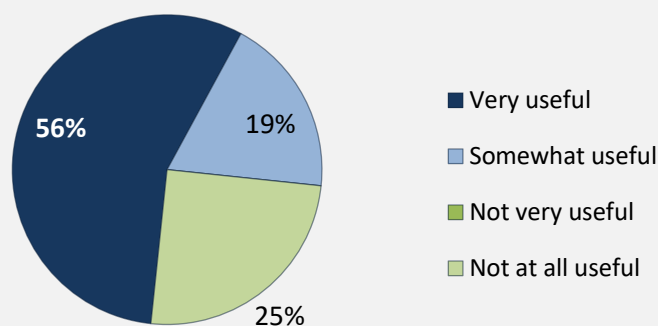
Hourly Wage (median, main job)

\$23

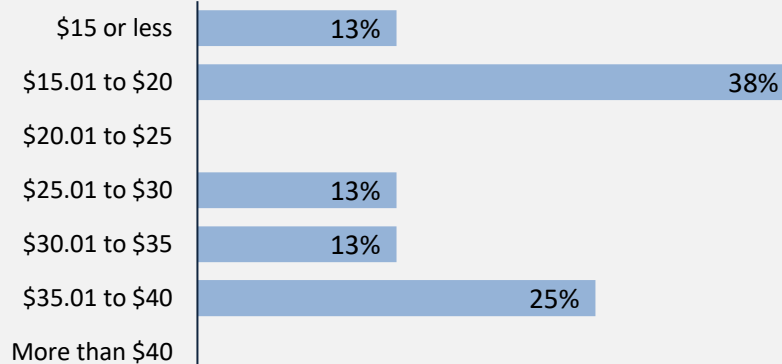
Hours Worked (median, main job)

38

Skills and Knowledge Gained Useful in Performing Job



Hourly Wage Group (main job)



Top Occupations (5-digit NOC)

Occupation	# employed	% of those employed
64100: Retail salespersons and visual merchandisers	4	24%
63211: Estheticians, electrologists and related occupations	4	24%
XXXXX: Unclassified occupations	2	12%
40019: Other managers in public administration	1	6%
64311: Purser and flight attendants	1	6%
40030: Managers in social, community and correctional services	1	6%
41201: Post-secondary teaching and research assistants	1	6%
14200: Accounting and related clerks	1	6%
14404: Dispatchers	1	6%
62010: Retail sales supervisors	1	6%
Total of top occupations	17	100%
Total employed	17	

Summary of Survey Results: 2020-2024

Trades Training Type:

Progressive apprenticeship, Traditional apprenticeship, Trades foundation, and Trades-related vocational programs

Applied filters:

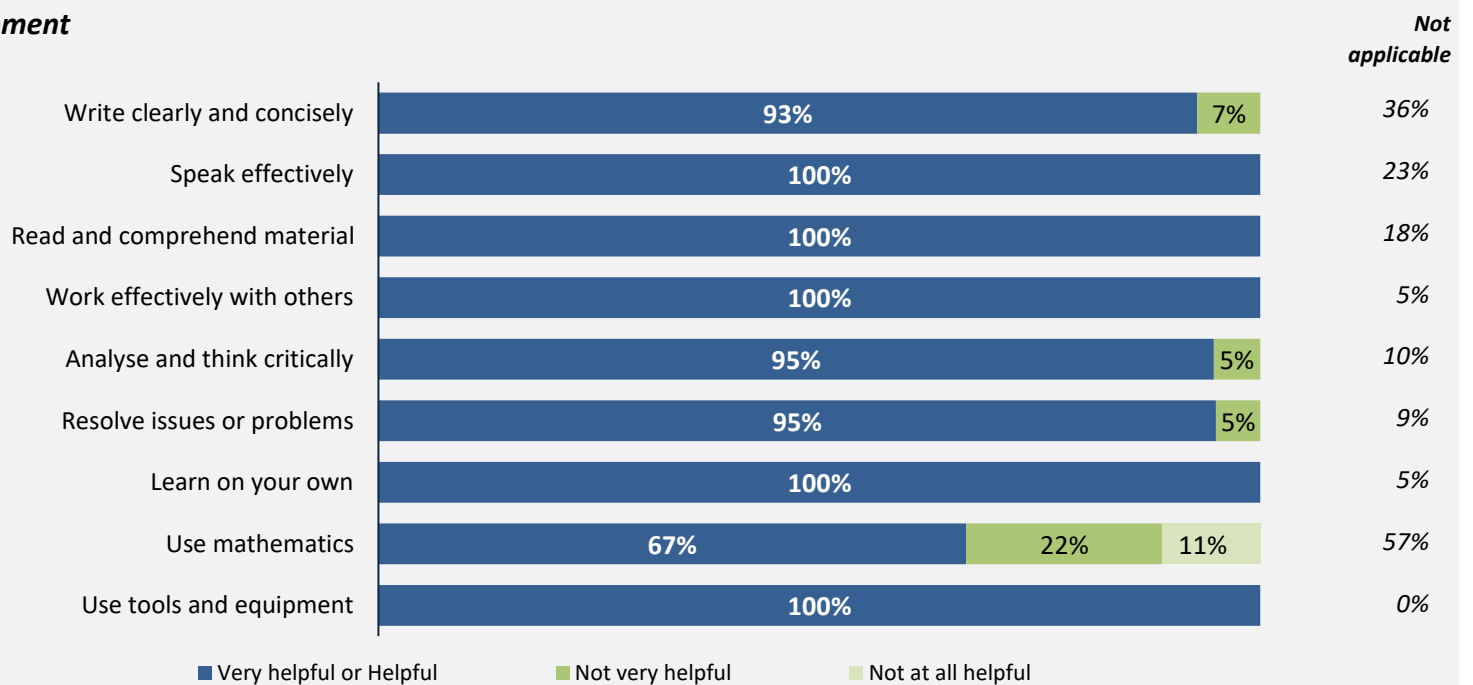
CPC: VCC: Make-up Artistry;

Cohort	37
Respondents	22
Response Rate	59%

Skill Development and Post-Secondary Experience

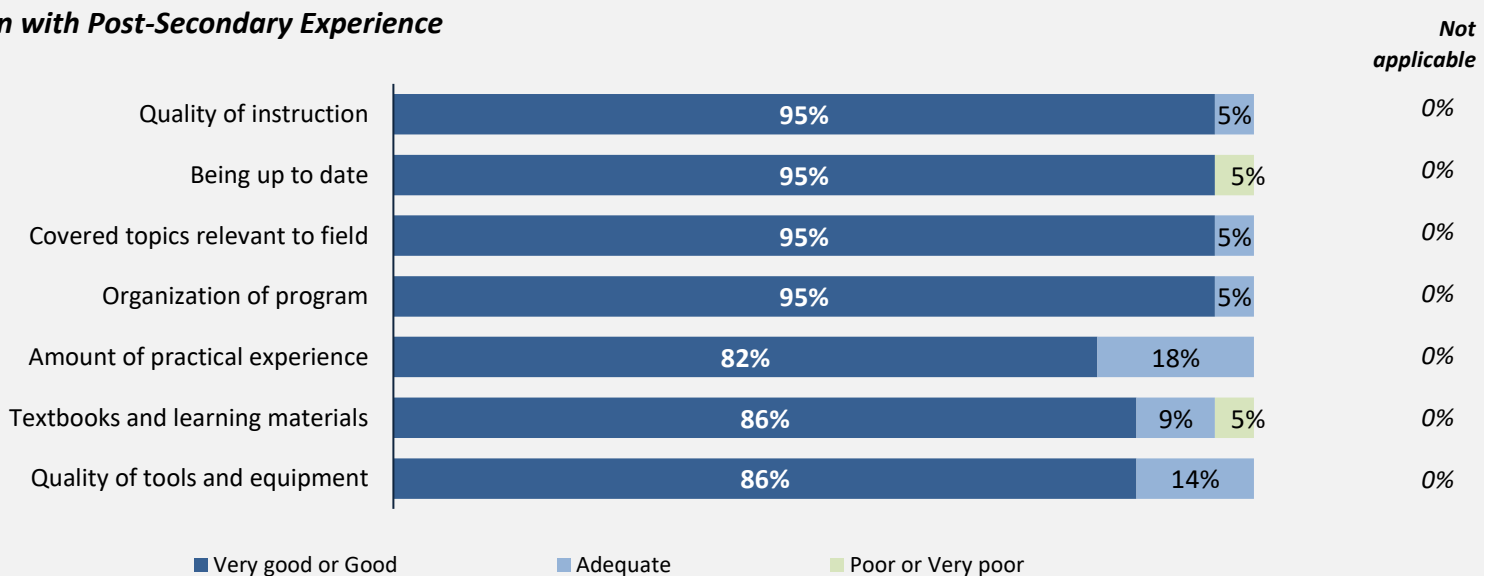
100% said they were very satisfied or satisfied with the education they received.

Skill Development



Percentages are based on those who gave a valid rating, excluding those who said not applicable.

Satisfaction with Post-Secondary Experience



Percentages are based on those who gave a valid rating, excluding those who said not applicable.

Trades Training Type:

Trades foundation, Trades-related vocational programs

Applied filters:

CPC: VCC: Make-up Artistry;

Cohort	37
Respondents	22
Response Rate	59%

Trades foundation & Trades-related vocational programs

Employment After Leaving School

69%

had the same job before or while they were attending school

80%

said their education was useful in getting their job

Time spent looking for employment



Excludes employed respondents who said they had the same job while attending their program

n = 2

Other Education

Trades-related vocational respondents only, results are shown for the education they took before and after their program.

*Not asked in 2024

11%

took further studies after completing their program
n = 2

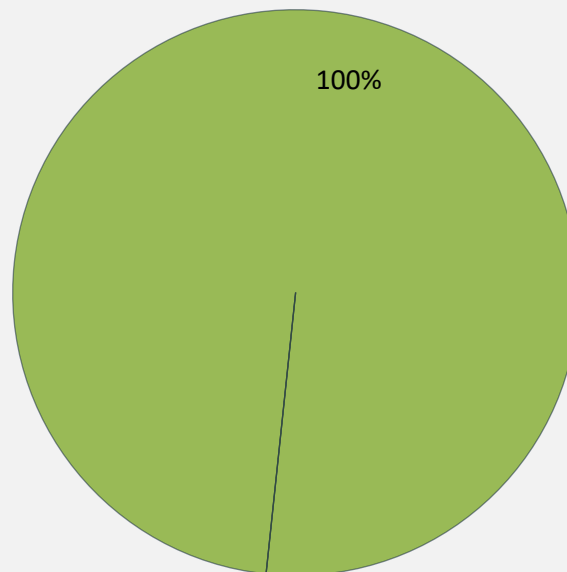
100%

of those who had taken further studies said their program prepared them well

9%

of respondents were currently studying
n = 2

Further studies related to program



Very related Somewhat related
Not very related Not at all related

Of those who took further studies at a different institution:

50%

expected transfer credit*
n = 1

Of those who expected transfer credit:

—

received transfer credit*

100%

were very satisfied or satisfied with their transfer experience*

Summary of Survey Results: 2020-2024

Trades Training Type:

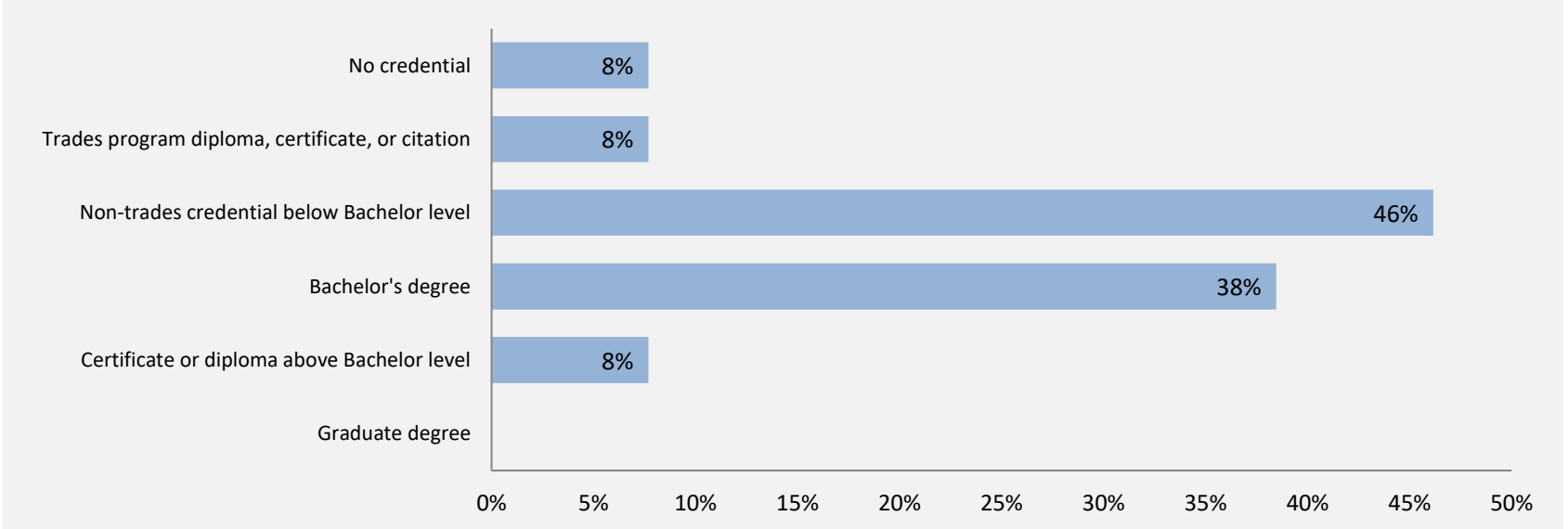
Trades foundation, Trades-related vocational programs

Applied filters:

CPC: VCC: Make-up Artistry;

Cohort	37
Respondents	22
Response Rate	59%

59% had taken *previous* post-secondary education n = 13



*Based on those who had taken previous post-secondary education.
Respondents could report more than one type of post-secondary credential.*

Transition to Apprenticeship n = -
The following results are for Trades foundation respondents only.

—
of Trades foundation respondents tried to get employment as an apprentice after they left their program

—
of those who tried to get employment as an apprentice were successful

