

Diploma, Associate Degree, and Certificate Student Outcomes

Summary of Survey Results: 2021 to 2025



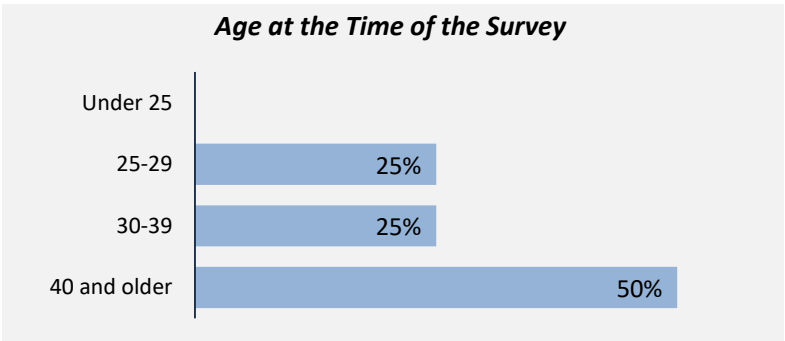
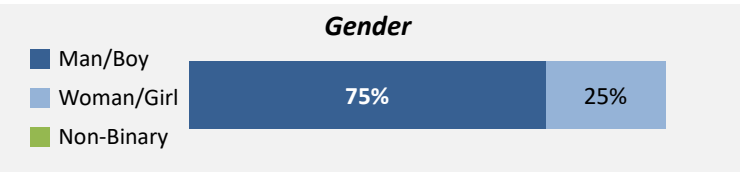
Applied filters:

CPC: VCC: Management Skills for Supervisors;

Cohort	12
Respondents	8
Response Rate	67%

Description of Survey Respondents

Demographics



Indigenous Identity

-

Based on domestic students only.

Median Age

39

Further Education

50%

took further studies after graduating from their program

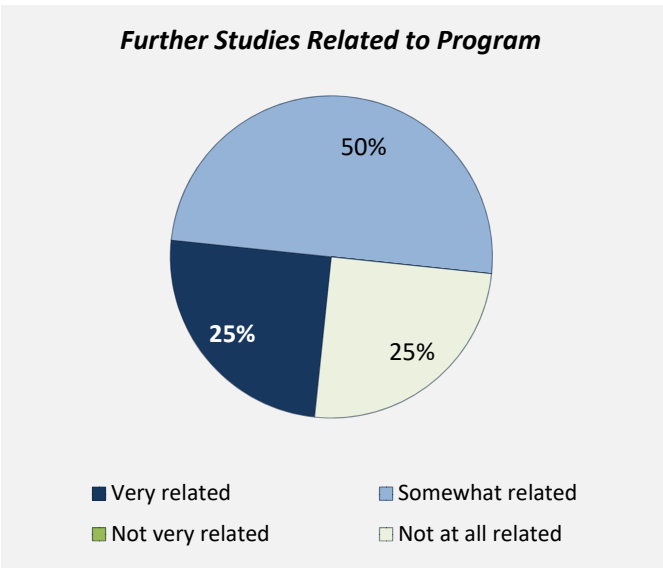
n = 4

75%

of those who had taken further studies said their program prepared them well

25%

of respondents were currently studying



Of those who took further studies at a different institution:

50%

expected transfer credit

n = 1

Of those who expected transfer credit:

0%

Received transfer credit

0%

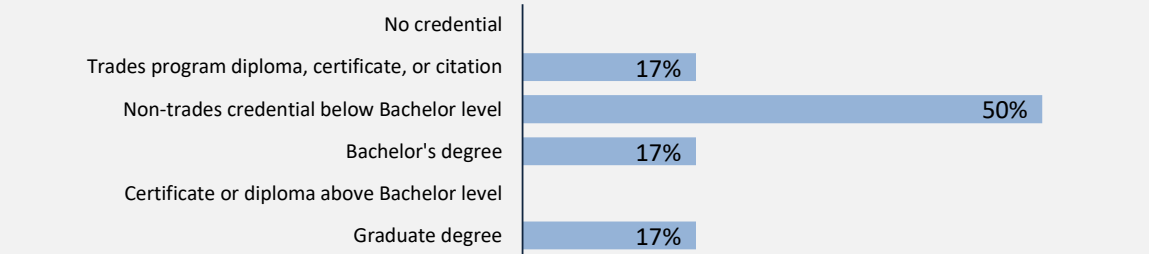
were very satisfied or satisfied with their transfer experience

Past Education

75%

of respondents had taken previous post-secondary education

n = 6



Credentials are based on those who had taken previous post-secondary education.

Respondents could report more than one type of post-secondary credential.

Respondents were asked if they took ABE or ESL courses during or prior to their studies

Adult Basic Education

0%

English as a Second Language

13%

	# Employed	% of those employed
70012: Facility operation and maintenance managers	1	17%
XXXXX: Unclassified occupations	1	17%
72021: Contractors and supervisors, heavy equipment operator crews	1	17%
13100: Administrative officers	1	17%
11201: Professional occupations in business management consulting	1	17%
13201: Production and transportation logistics coordinators	1	17%
Total of top occupations	6	100%
Total employed	6	

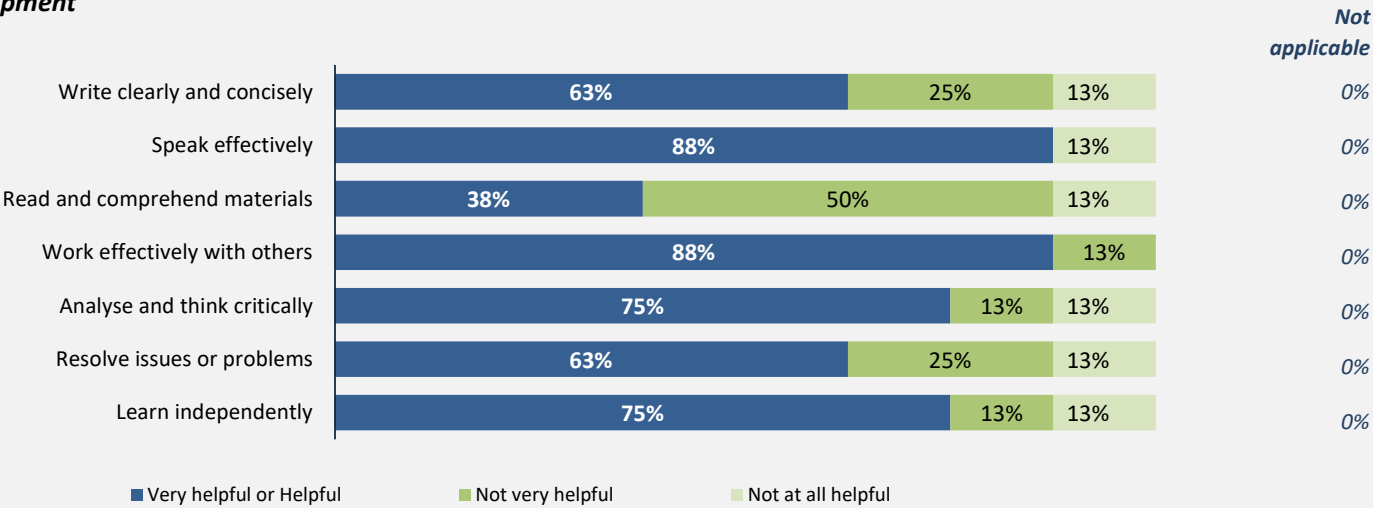
Applied filters:
CPC: VCC: Management Skills for Supervisors;

Cohort 12
Respondents 8
Response Rate 67%

Skill Development and Post-Secondary Experience

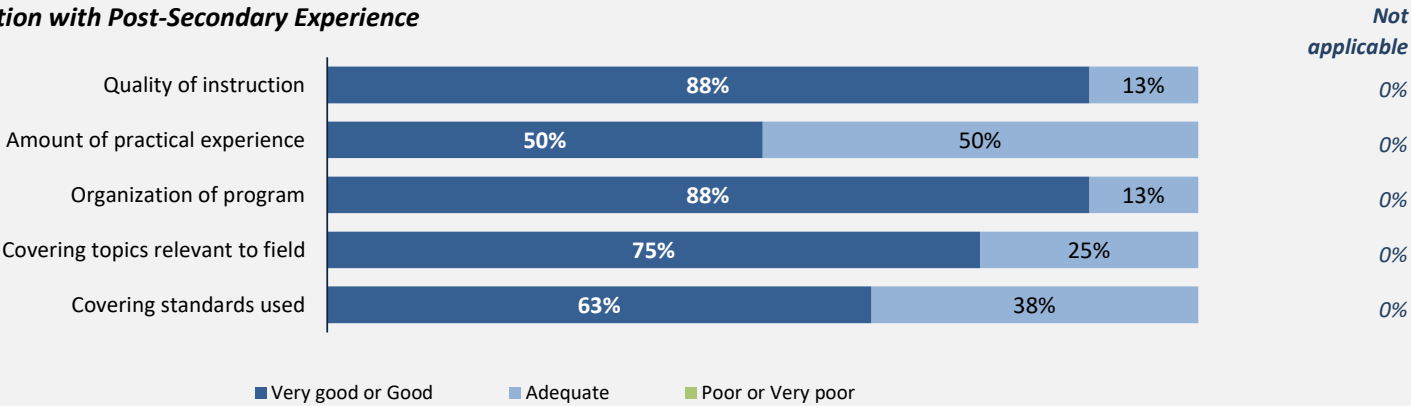
100% said they were very satisfied or satisfied with the education they received.

Skill Development



Percentages are based on those who gave a valid rating, excluding those who said Not applicable.

Satisfaction with Post-Secondary Experience



Percentages are based on those who gave a valid rating, excluding those who said Not applicable.