

Applied filters:

CPC: VCC: Medical Device Reprocess Tech;

Cohort	414
Respondents	214
Response Rate	52%

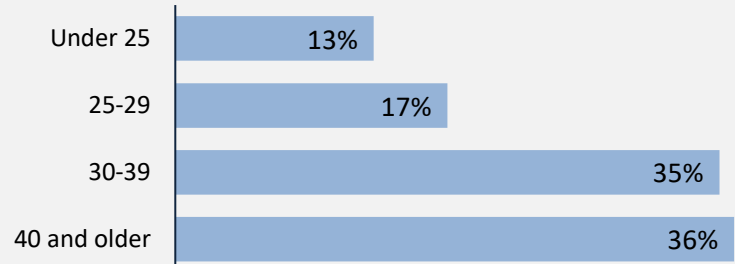
Description of Survey Respondents

Demographics

Gender



Age at the Time of the Survey



Indigenous Identity

1%

Based on domestic students only.

Median Age

35

Further Education

9%

took further studies after graduating from their program

n = 18

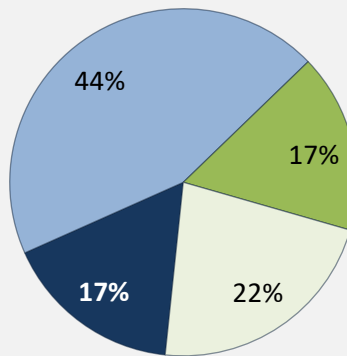
100%

of those who had taken further studies said their program prepared them well

4%

of respondents were currently studying

Further Studies Related to Program



Very related Somewhat related
 Not very related Not at all related

Of those who took further studies at a different institution:

0%

expected transfer credit
n = 0

Of those who expected transfer credit:

-

Received transfer credit

-

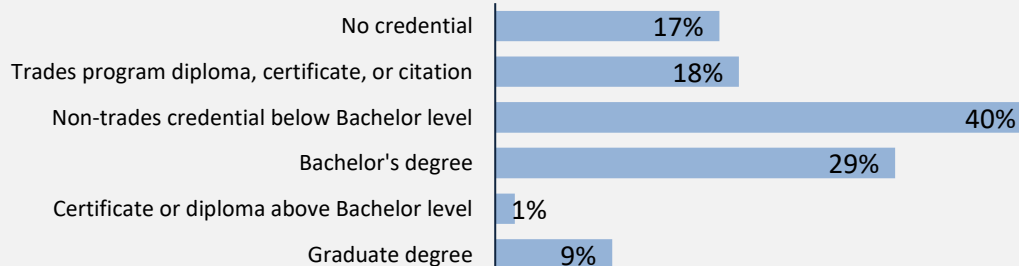
were very satisfied or satisfied with their transfer experience

Past Education

70%

of respondents had taken previous post-secondary education

n = 146



Credentials are based on those who had taken previous post-secondary education. Respondents could report more than one type of post-secondary credential.

Respondents were asked if they took ABE or ESL courses during or prior to their studies

Adult Basic Education

15%

English as a Second Language

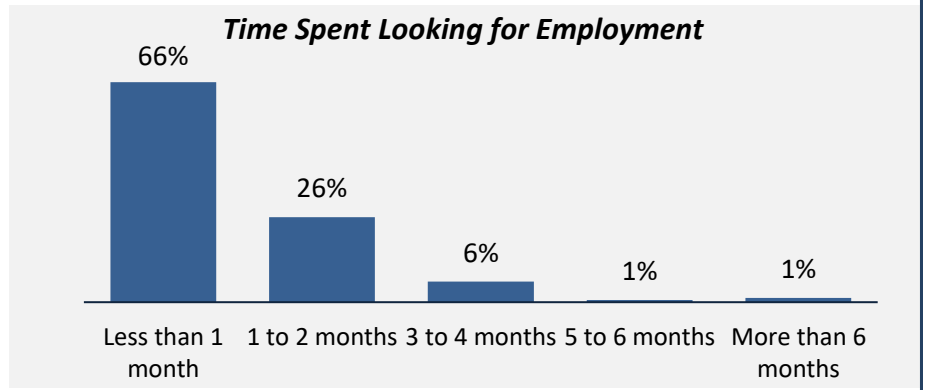
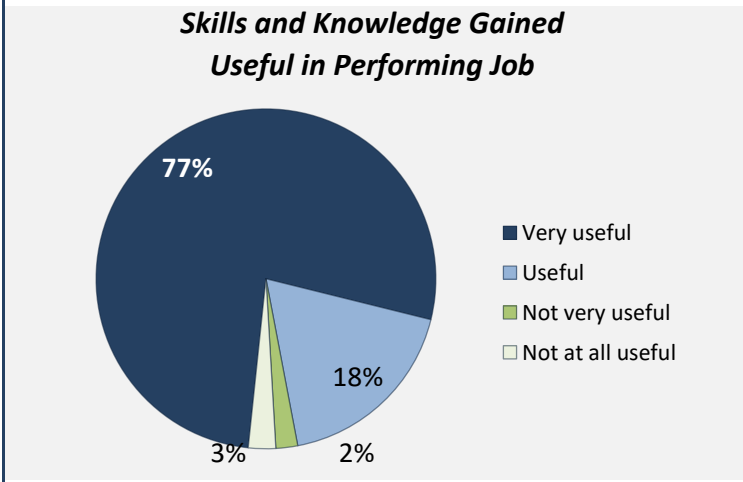
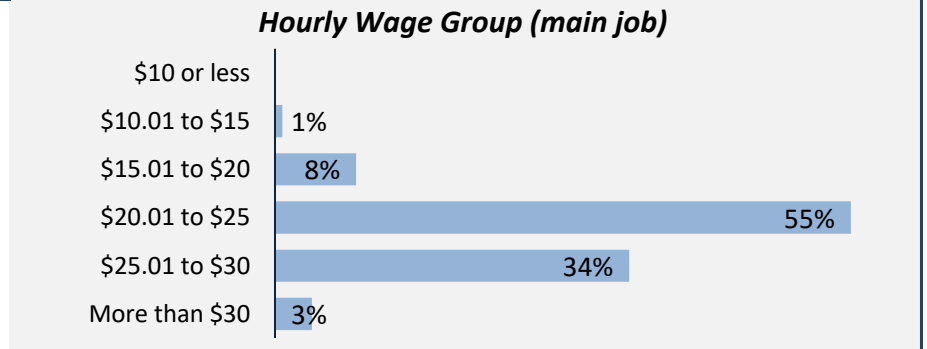
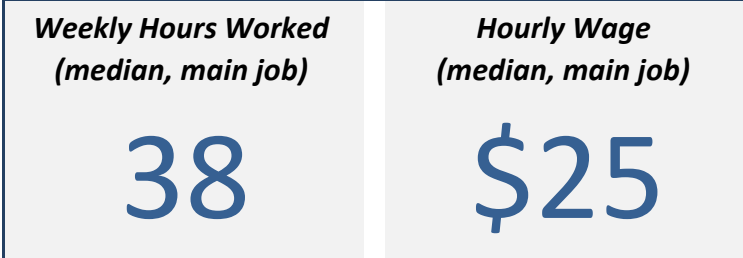
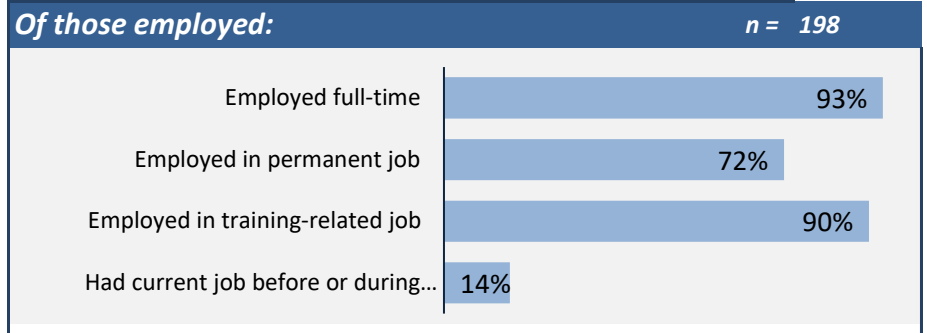
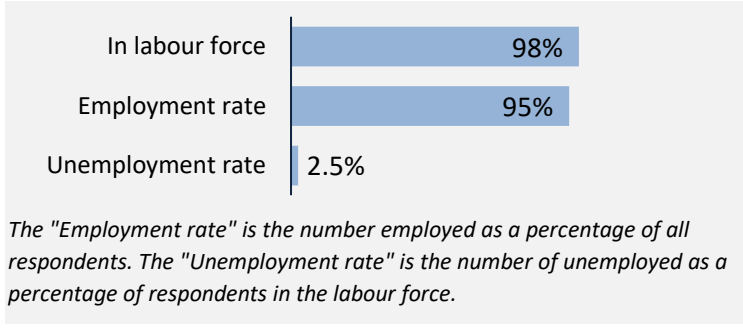
28%

Applied filters:

CPC: VCC: Medical Device Reprocess Tech;

Cohort	414
Respondents	214
Response Rate	52%

Employment Outcomes



Top Occupations (5-digit NOC)

	# Employed	% of those employed
33109: Other assisting occupations in support of health services	160	81%
XXXXX: Unclassified occupations	15	8%
33102: Nurse aides, orderlies and patient service associates	4	2%
14101: Receptionists	3	2%
63101: Real estate agents and salespersons	1	1%
14100: General office support workers	1	1%
65201: Food counter attendants, kitchen helpers and related support occupations	1	1%
13112: Medical administrative assistants	1	1%
13111: Legal administrative assistants	1	1%
60030: Restaurant and food service managers	1	1%
Total of top occupations	188	95%
Total employed	198	

Applied filters:

CPC: VCC: Medical Device Reprocess Tech;

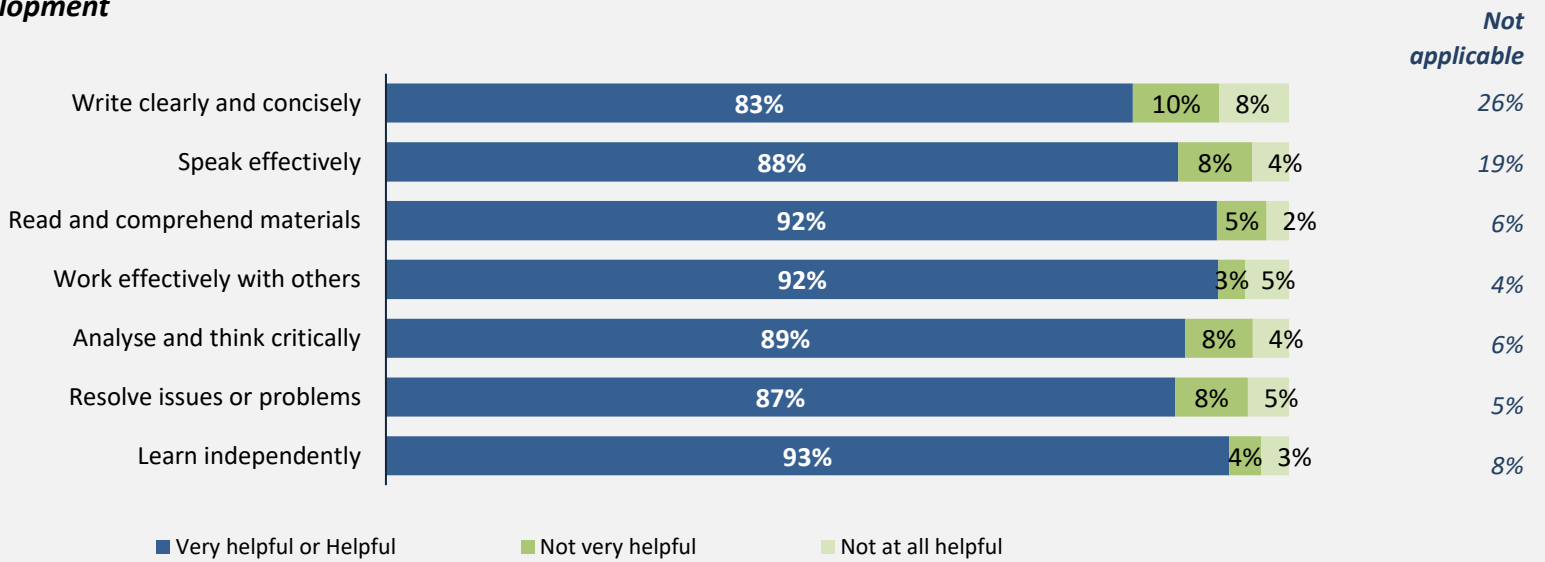
Cohort	414
Respondents	214
Response Rate	52%

Skill Development and Post-Secondary Experience

96%

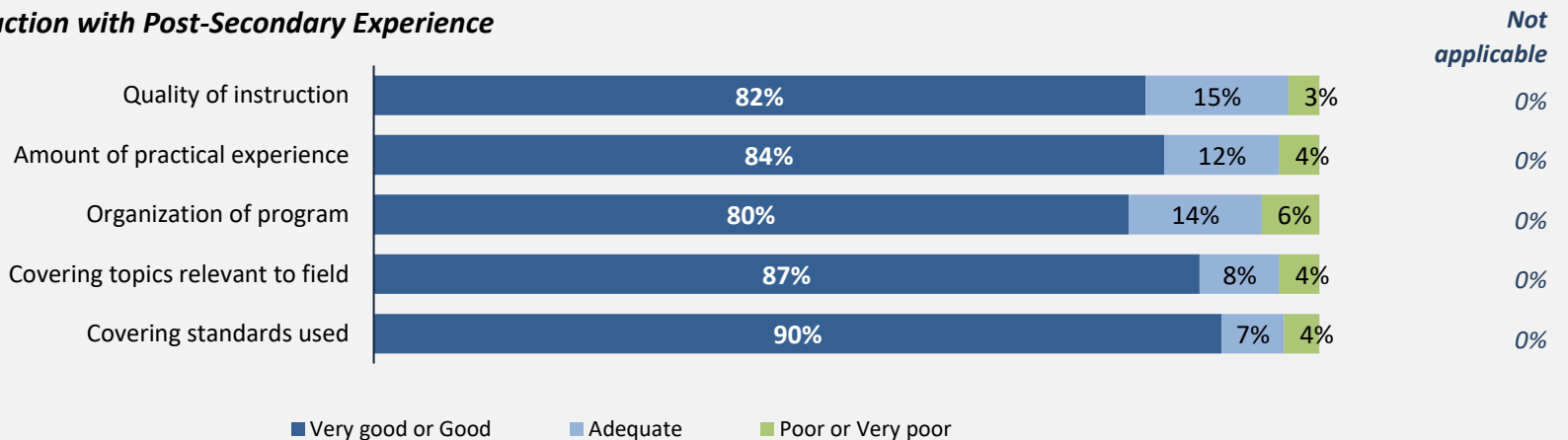
said they were very satisfied or satisfied with the education they received.

Skill Development



Percentages are based on those who gave a valid rating, excluding those who said Not applicable.

Satisfaction with Post-Secondary Experience



Percentages are based on those who gave a valid rating, excluding those who said Not applicable.