

Diploma, Associate Degree, and Certificate Student Outcomes

Summary of Survey Results: 2021 to 2025



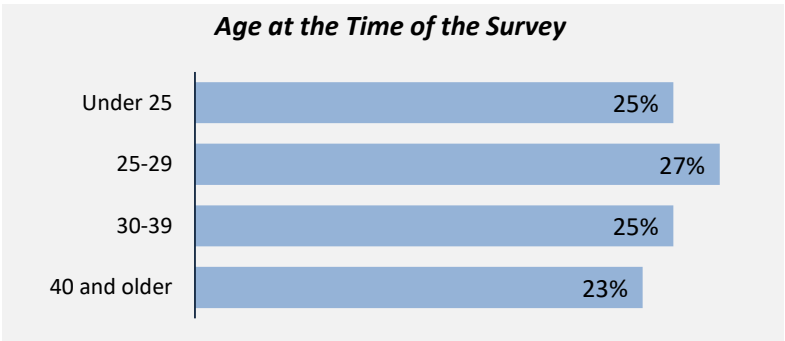

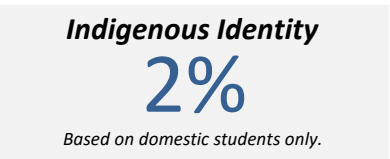
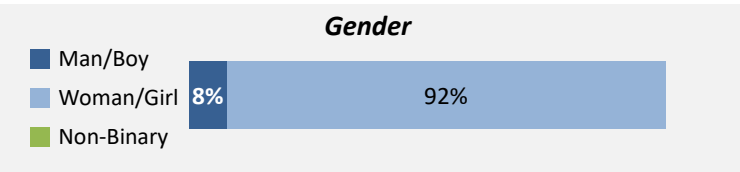
Applied filters:

CPC: VCC: Medical Lab Assistant;

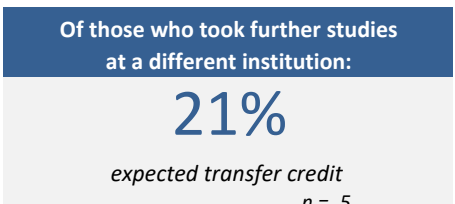
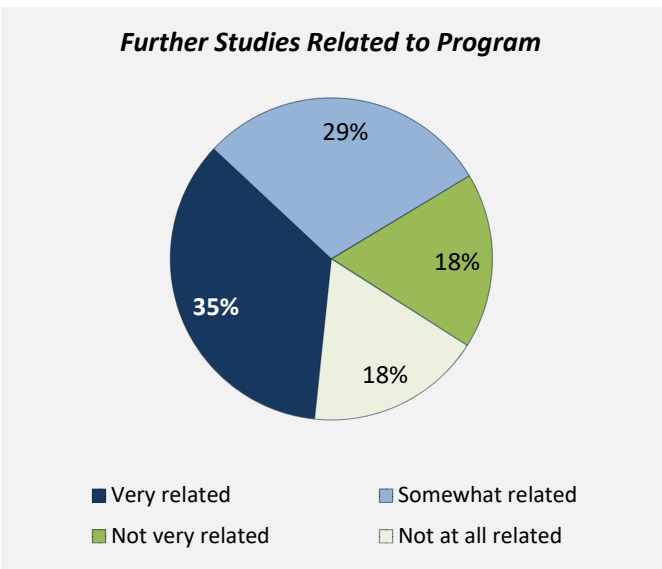
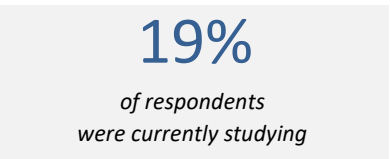
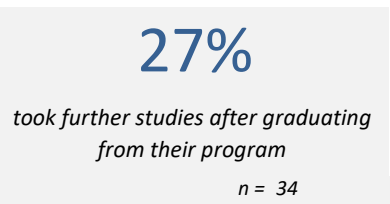
Cohort	229
Respondents	125
Response Rate	55%

Description of Survey Respondents

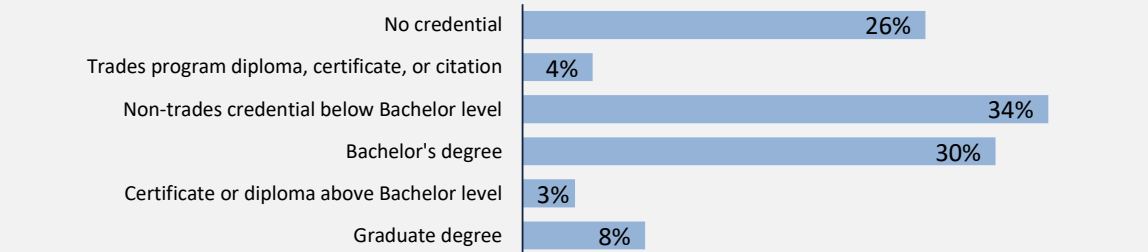
Demographics



Further Education



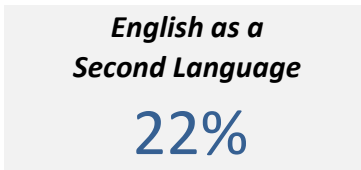
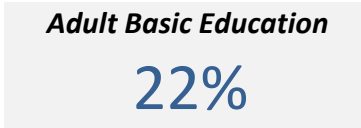
Past Education



Credentials are based on those who had taken previous post-secondary education.

Respondents could report more than one type of post-secondary credential.

Respondents were asked if they took ABE or ESL courses during or prior to their studies



Diploma, Associate Degree, and Certificate Student Outcomes

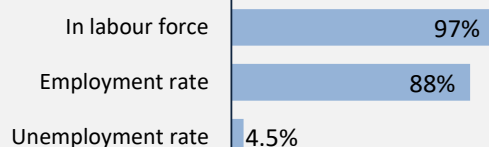
Summary of Survey Results: 2021 to 2025

Applied filters:

CPC: VCC: Medical Lab Assistant;

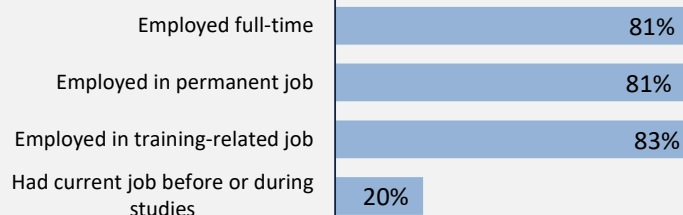
Cohort 229
Respondents 125
Response Rate 55%

Employment Outcomes



The "Employment rate" is the number employed as a percentage of all respondents. The "Unemployment rate" is the number of unemployed as a percentage of respondents in the labour force.

Of those employed: n = 106



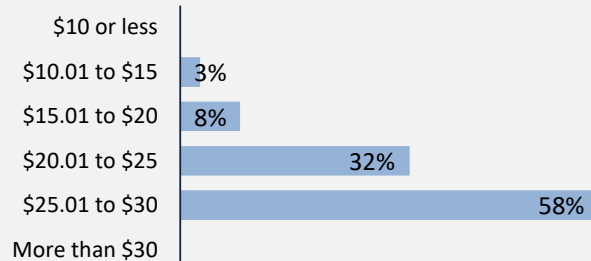
Weekly Hours Worked (median, main job)

35

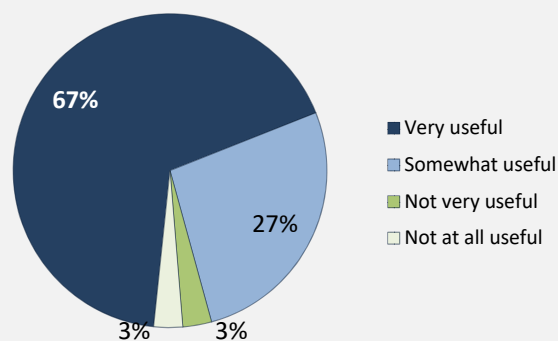
Hourly Wage (median, main job)

\$25

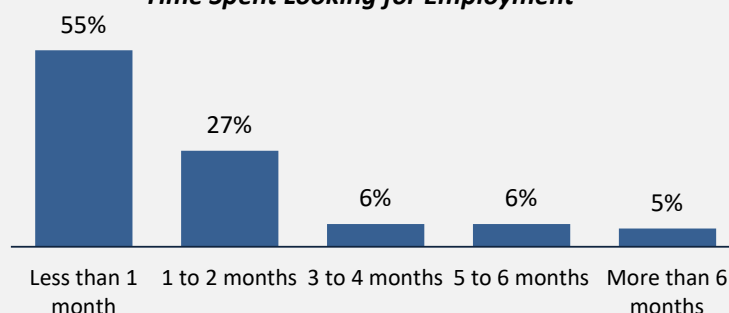
Hourly Wage Group (main job)



Skills and Knowledge Gained Useful in Performing Job



Time Spent Looking for Employment



Top Occupations (5-digit NOC)

	# Employed	% of those employed
33101: Medical laboratory assistants and related technical occupations	80	75%
XXXXX: Unclassified occupations	9	8%
33102: Nurse aides, orderlies and patient service associates	4	4%
64409: Other customer and information services representatives	2	2%
32104: Animal health technologists and veterinary technicians	2	2%
64100: Retail salespersons and visual merchandisers	1	1%
13112: Medical administrative assistants	1	1%
64300: Maitres d'hotel and hosts/hostesses	1	1%
75101: Material handlers	1	1%
65201: Food counter attendants, kitchen helpers and related support occupations	1	1%
Total of top occupations	102	96%
Total employed	106	

Applied filters:

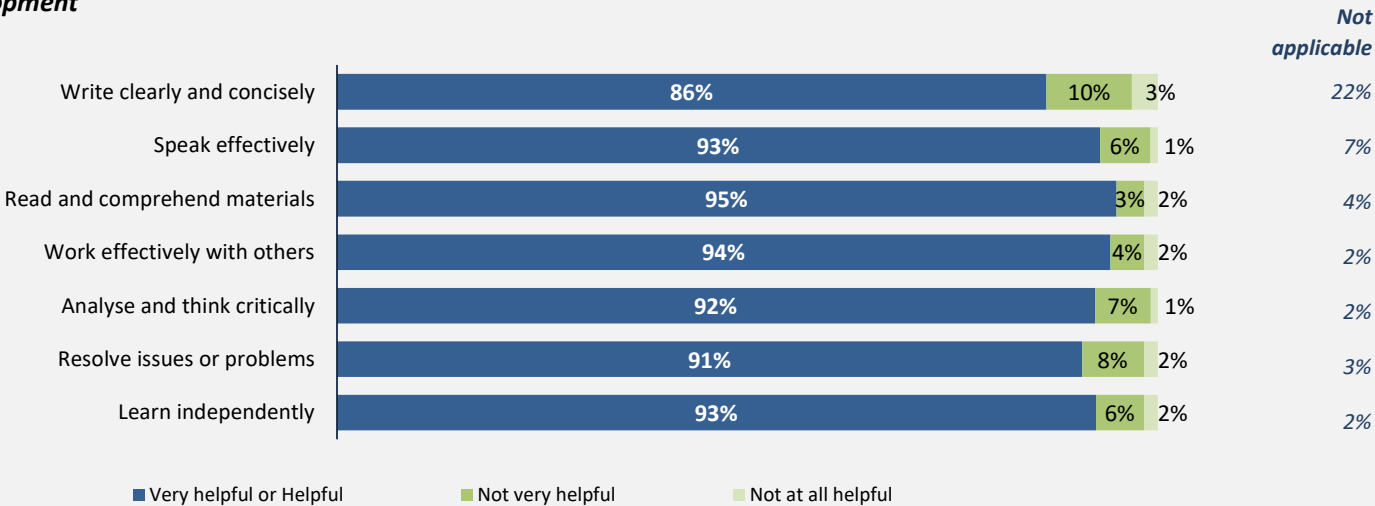
CPC: VCC: Medical Lab Assistant;

Cohort	229
Respondents	125
Response Rate	55%

Skill Development and Post-Secondary Experience

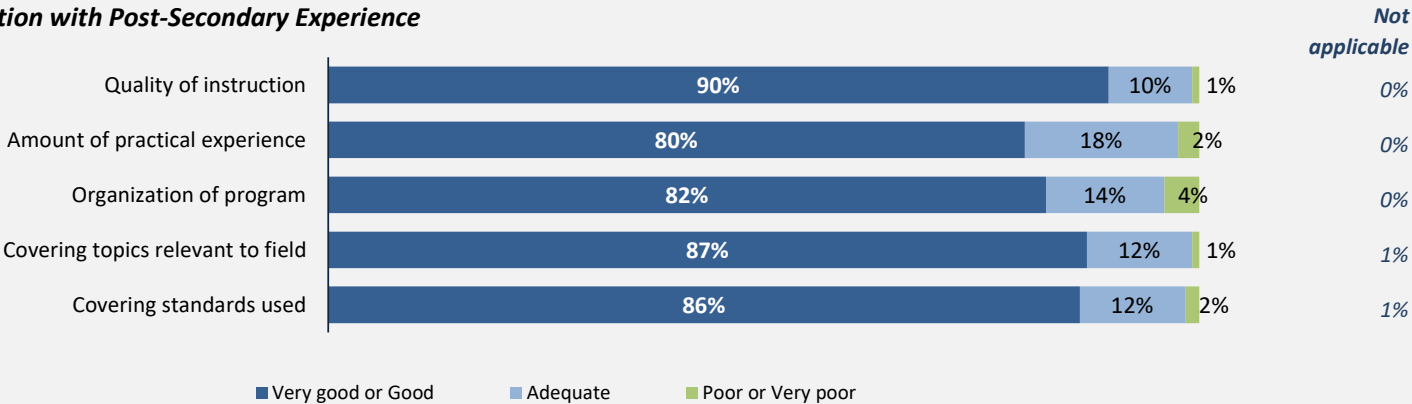
98% said they were very satisfied or satisfied with the education they received.

Skill Development



Percentages are based on those who gave a valid rating, excluding those who said Not applicable.

Satisfaction with Post-Secondary Experience



Percentages are based on those who gave a valid rating, excluding those who said Not applicable.