

Applied filters:


CPC: VCC: Medical Office Assistant;

Cohort	198
Respondents	88
Response Rate	44%

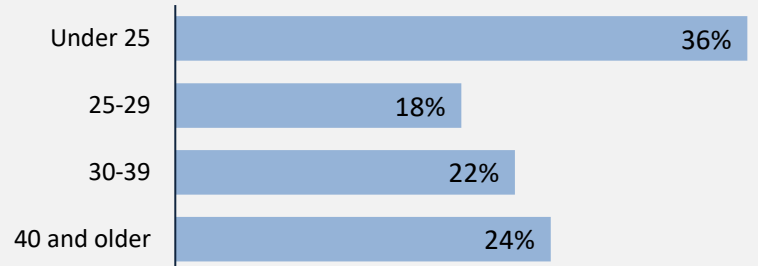
Description of Survey Respondents

Demographics

Gender



Age at the Time of the Survey



Indigenous Identity

4%

Based on domestic students only.

Median Age

28

Further Education

20%

took further studies after graduating from their program

n = 17

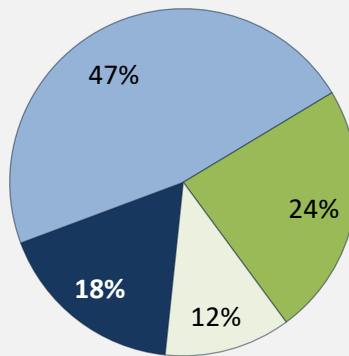
77%

of those who had taken further studies said their program prepared them well

16%

of respondents were currently studying

Further Studies Related to Program



■ Very related ■ Somewhat related
■ Not very related ■ Not at all related

Of those who took further studies at a different institution:

27%

expected transfer credit
n = 3

Of those who expected transfer credit:

0%

Received transfer credit

33%

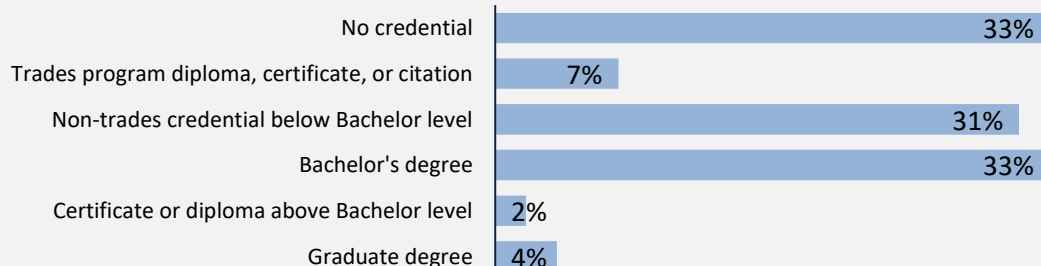
were very satisfied or satisfied with their transfer experience

Past Education

63%

of respondents had taken previous post-secondary education

n = 55



Credentials are based on those who had taken previous post-secondary education. Respondents could report more than one type of post-secondary credential.

Respondents were asked if they took ABE or ESL courses during or prior to their studies

Adult Basic Education

14%

English as a Second Language

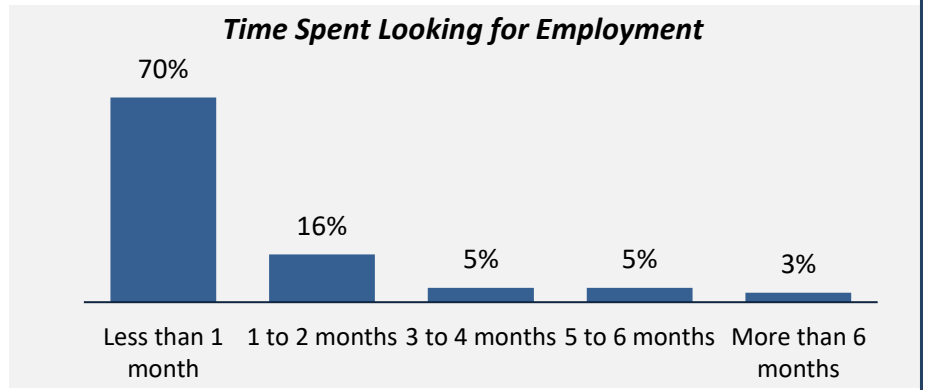
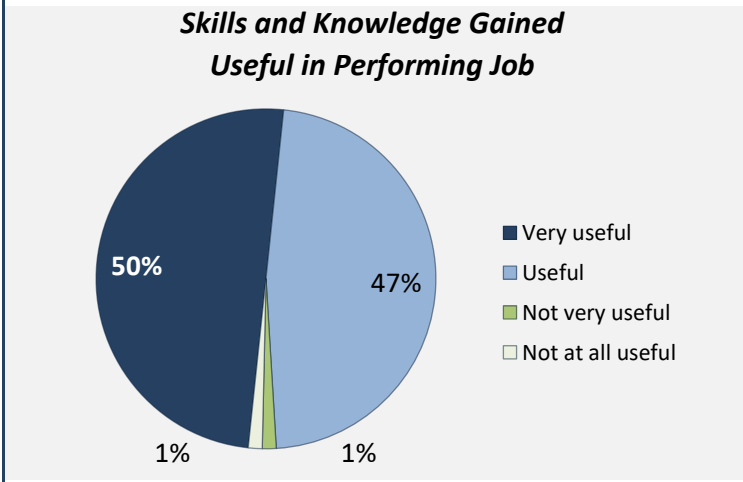
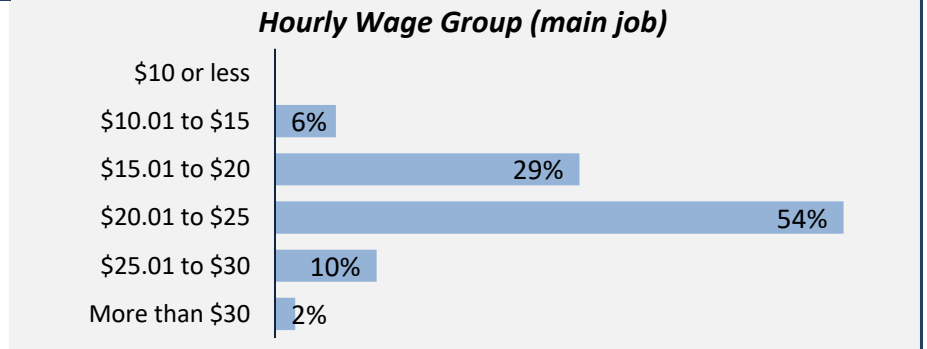
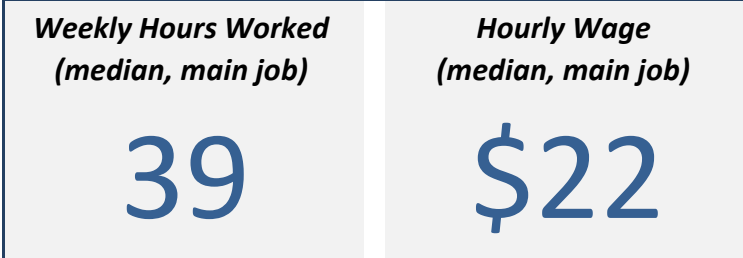
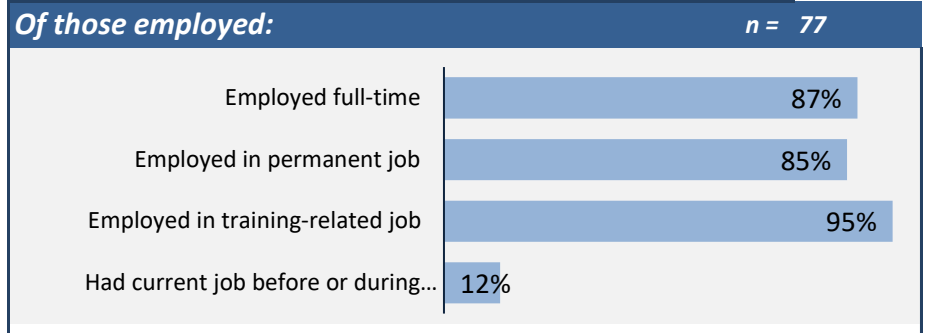
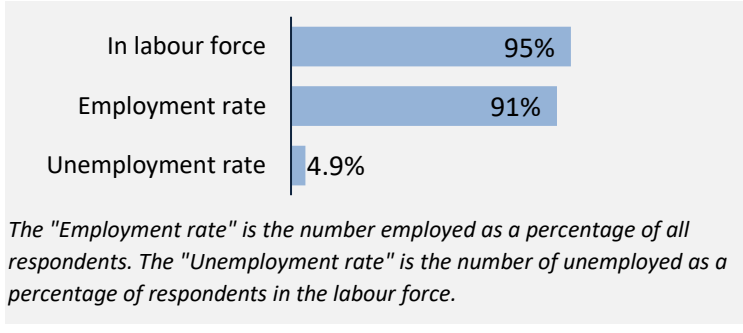
11%

Applied filters:

CPC: VCC: Medical Office Assistant;

Cohort	198
Respondents	88
Response Rate	44%

Employment Outcomes



Top Occupations (5-digit NOC)

	# Employed	% of those employed
14101: Receptionists	40	52%
13112: Medical administrative assistants	23	30%
XXXXX: Unclassified occupations	4	5%
14100: General office support workers	3	4%
64100: Retail salespersons and visual merchandisers	2	3%
33101: Medical laboratory assistants and related technical occupations	1	1%
60030: Restaurant and food service managers	1	1%
13110: Administrative assistants	1	1%
12200: Accounting technicians and bookkeepers	1	1%
32109: Other technical occupations in therapy and assessment	1	1%
Total of top occupations	77	100%
Total employed	77	

Applied filters:

CPC: VCC: Medical Office Assistant;

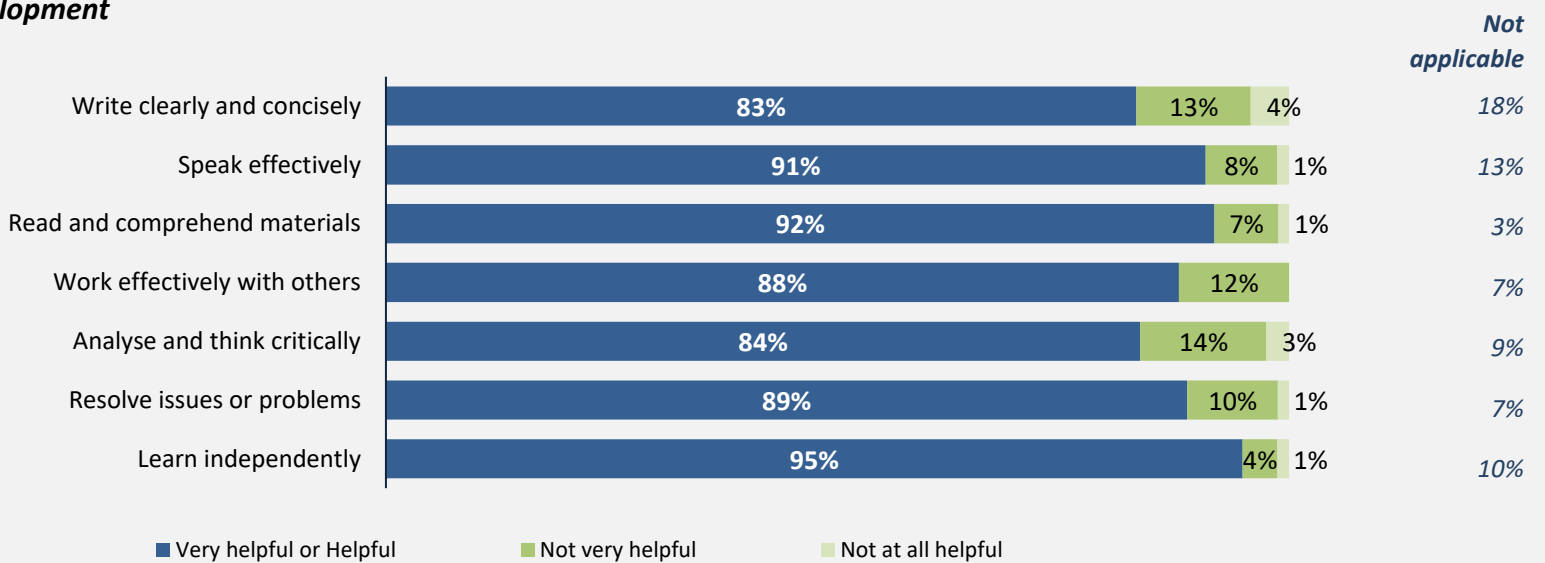
Cohort	198
Respondents	88
Response Rate	44%

Skill Development and Post-Secondary Experience

95%

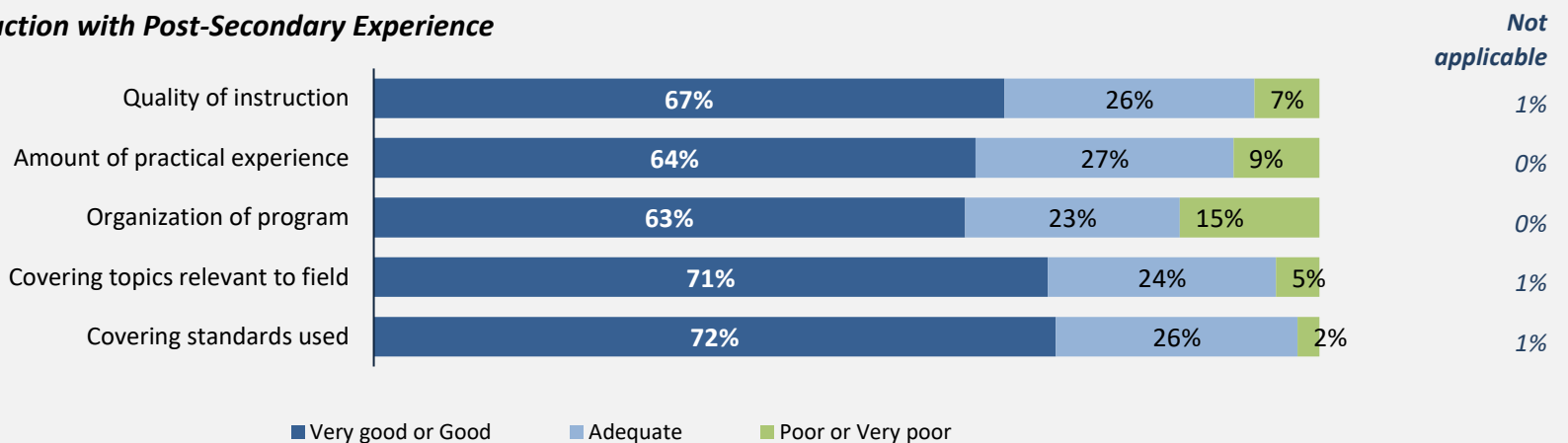
said they were very satisfied or satisfied with the education they received.

Skill Development



Percentages are based on those who gave a valid rating, excluding those who said Not applicable.

Satisfaction with Post-Secondary Experience



Percentages are based on those who gave a valid rating, excluding those who said Not applicable.