

**Applied filters:**


CPC: VCC: Medical Transcriptionist;

Cohort	58
Respondents	36
Response Rate	62%

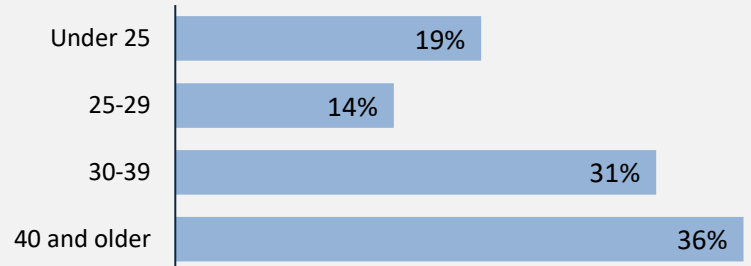
## Description of Survey Respondents

### Demographics

#### Gender



#### Age at the Time of the Survey



#### Indigenous Identity

-

Based on domestic students only.

#### Median Age

36

### Further Education

22%

took further studies after graduating from their program  
*n = 8*

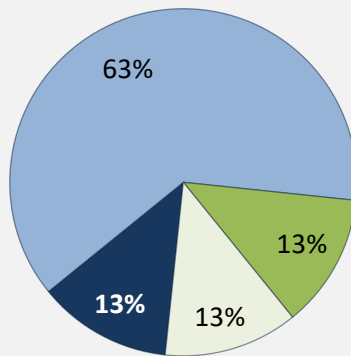
67%

of those who had taken further studies said their program prepared them well

17%

of respondents were currently studying

#### Further Studies Related to Program



Very related      Somewhat related  
 Not very related      Not at all related

#### Of those who took further studies at a different institution:

0%

expected transfer credit  
*n = 0*

#### Of those who expected transfer credit:

-

Received transfer credit

-

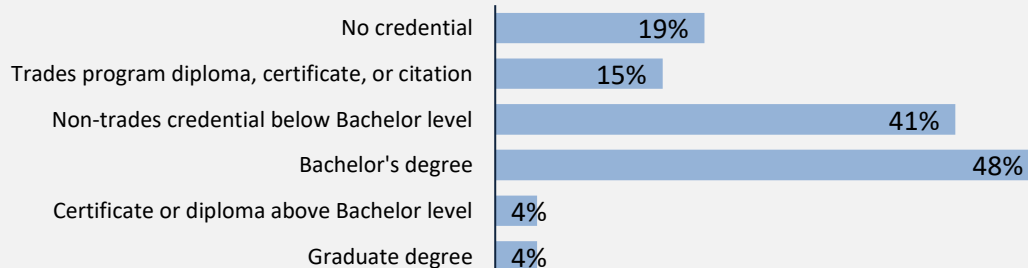
were very satisfied or satisfied with their transfer experience

### Past Education

80%

of respondents had taken previous post-secondary education

*n = 28*



Credentials are based on those who had taken previous post-secondary education. Respondents could report more than one type of post-secondary credential.

Respondents were asked if they took ABE or ESL courses during or prior to their studies

#### Adult Basic Education

6%

#### English as a Second Language

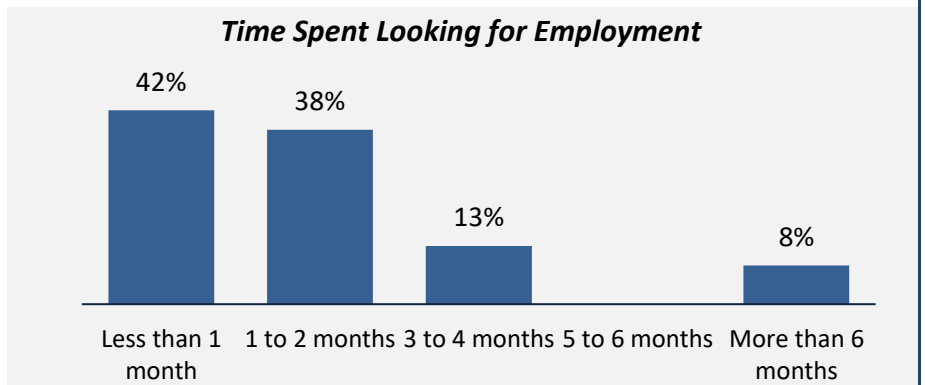
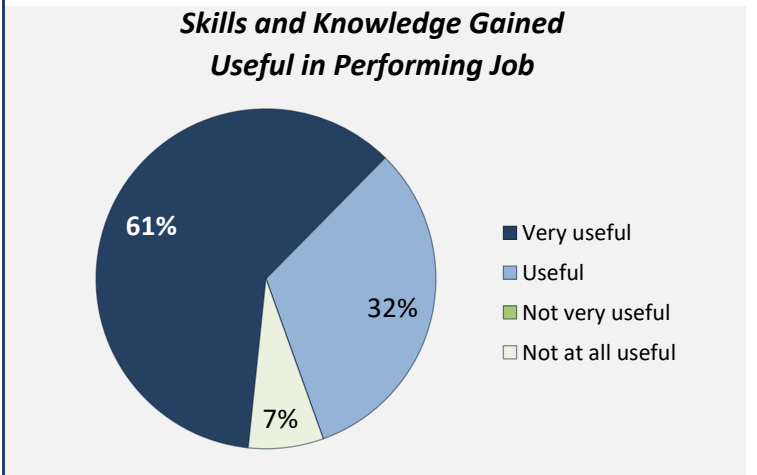
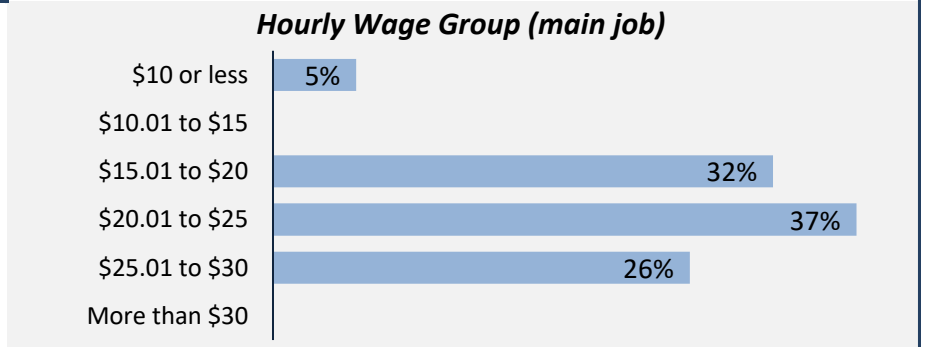
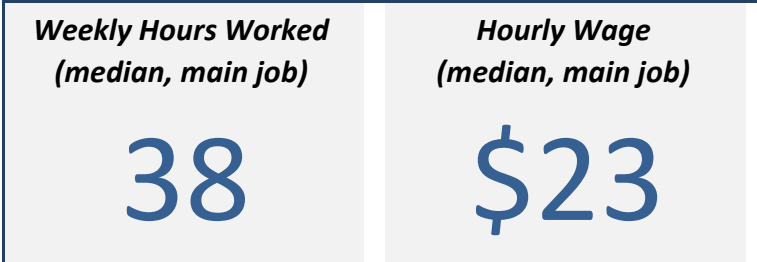
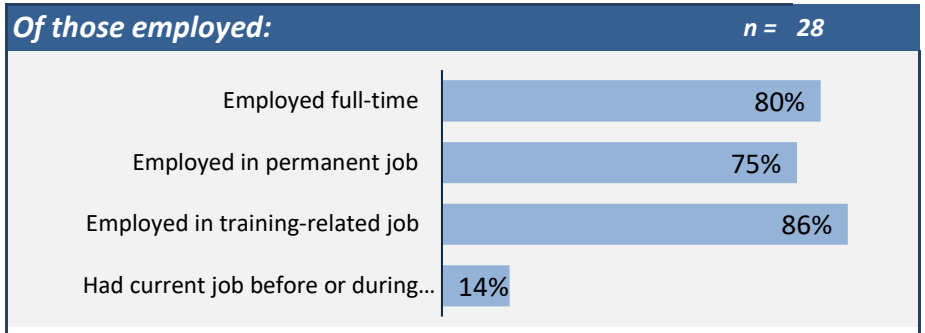
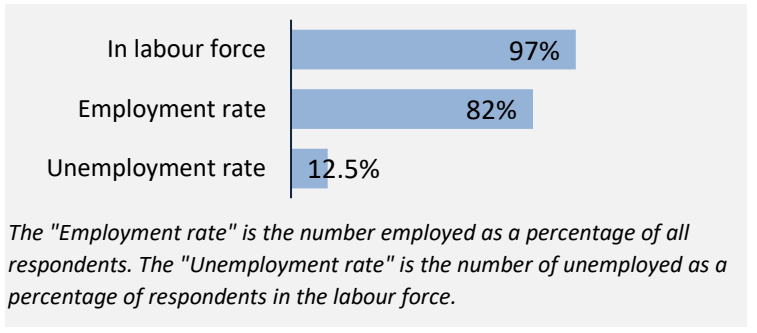
3%

**Applied filters:**

CPC: VCC: Medical Transcriptionist;

<b>Cohort</b>	<b>58</b>
<b>Respondents</b>	<b>36</b>
<b>Response Rate</b>	<b>62%</b>

### Employment Outcomes



**Top Occupations (5-digit NOC)**

	# Employed	% of those employed
12110: Court reporters, medical transcriptionists and related occupations	14	50%
13112: Medical administrative assistants	7	25%
14101: Receptionists	2	7%
33109: Other assisting occupations in support of health services	1	4%
63200: Cooks	1	4%
64409: Other customer and information services representatives	1	4%
74102: Couriers and messengers	1	4%
33101: Medical laboratory assistants and related technical occupations	1	4%
<b>Total of top occupations</b>	<b>28</b>	<b>100%</b>
<b>Total employed</b>	<b>28</b>	

**Applied filters:**

CPC: VCC: Medical Transcriptionist;

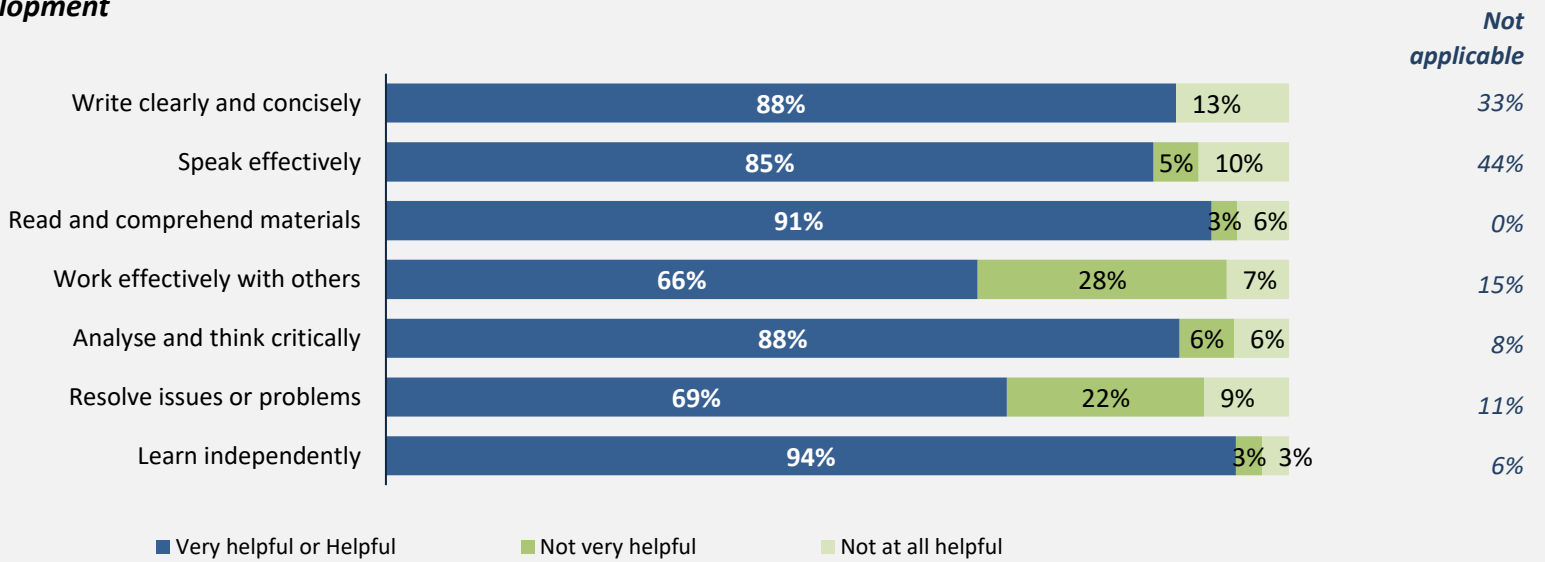
<b>Cohort</b>	<b>58</b>
<b>Respondents</b>	<b>36</b>
<b>Response Rate</b>	<b>62%</b>

### Skill Development and Post-Secondary Experience

**86%**

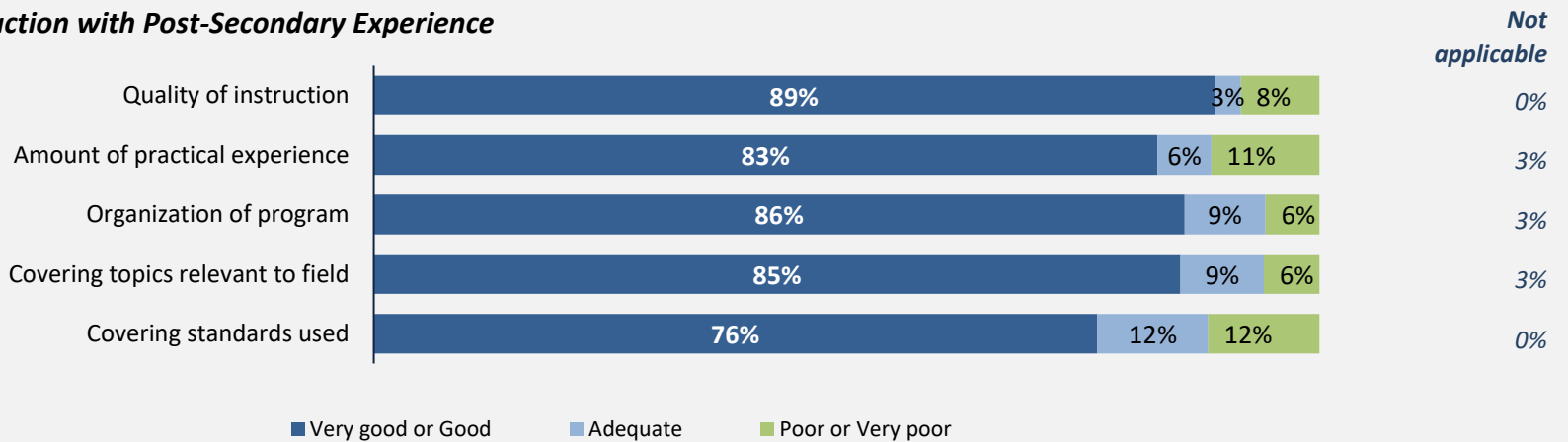
said they were very satisfied or satisfied with the education they received.

**Skill Development**



Percentages are based on those who gave a valid rating, excluding those who said Not applicable.

**Satisfaction with Post-Secondary Experience**



Percentages are based on those who gave a valid rating, excluding those who said Not applicable.