

Diploma, Associate Degree, and Certificate Student Outcomes

Summary of Survey Results: 2021 to 2025

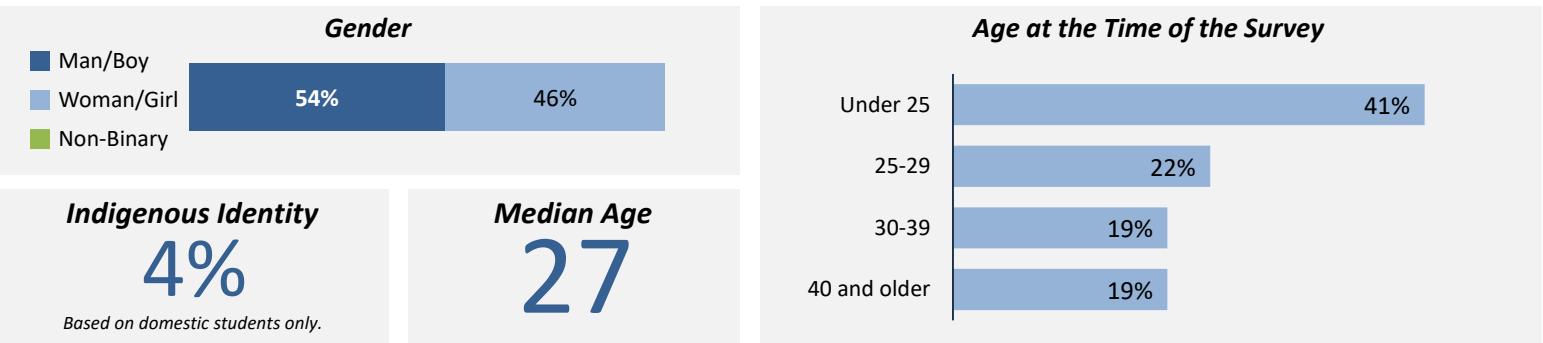


Applied filters:  
CPC: VCC: Music;

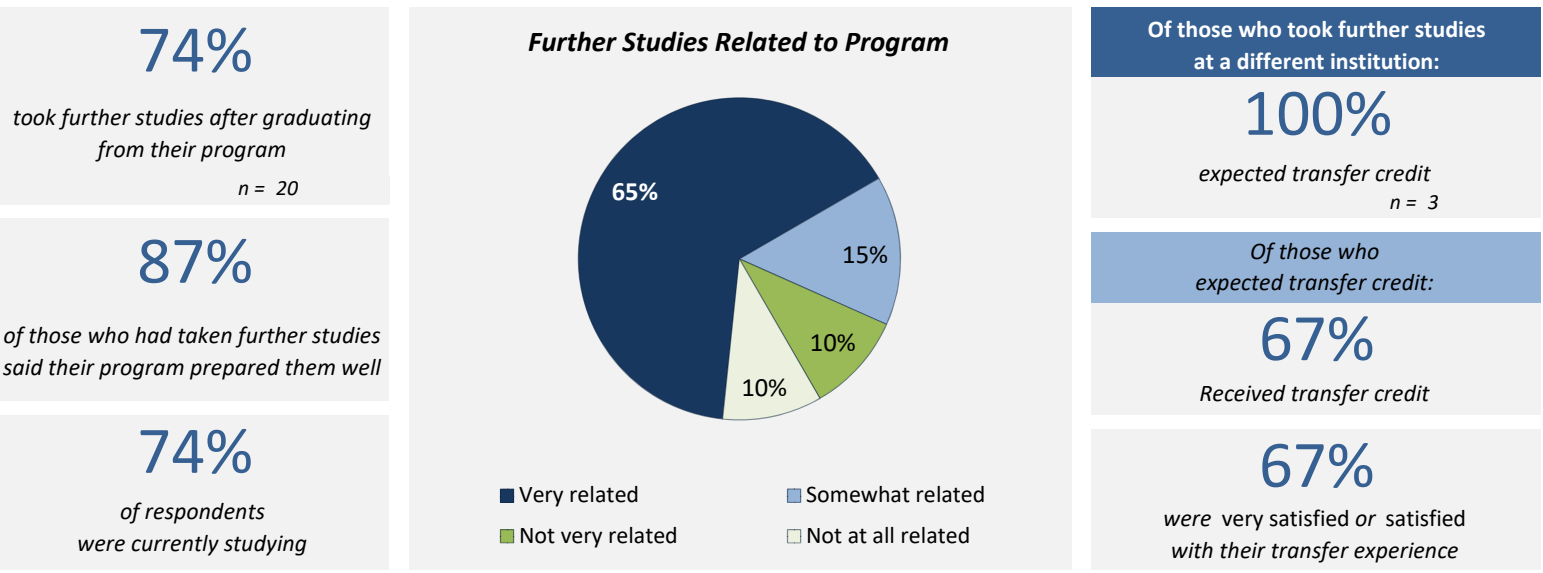
Cohort	55
Respondents	27
Response Rate	49%

Description of Survey Respondents

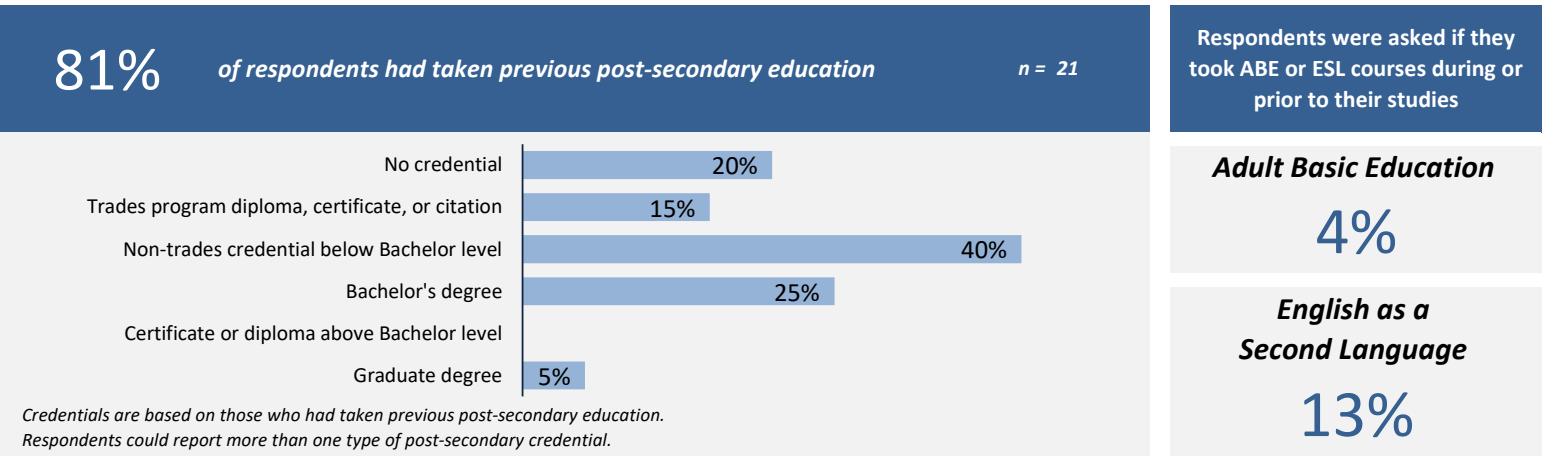
Demographics



Further Education



Past Education

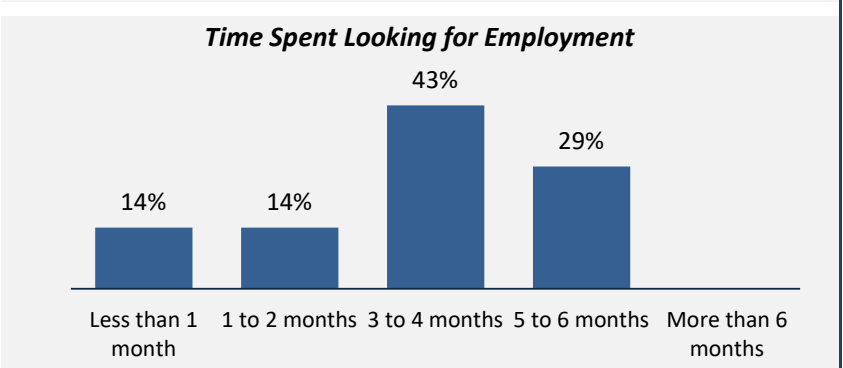
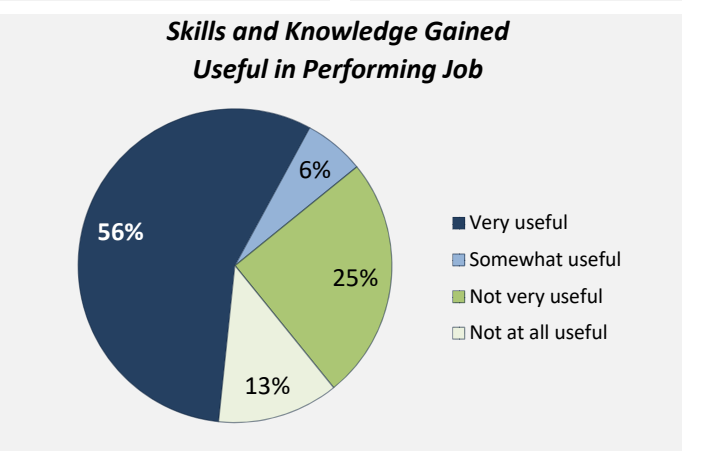
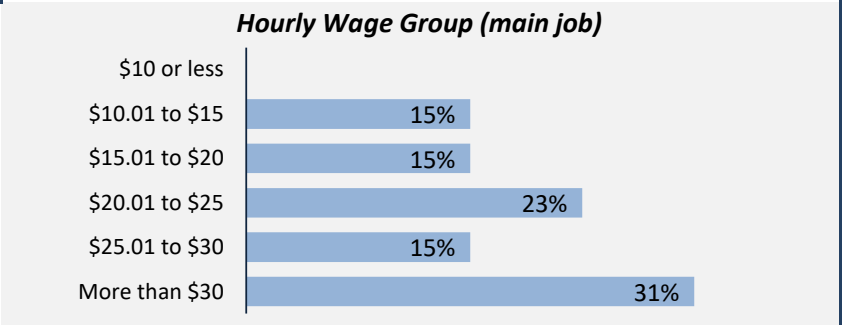
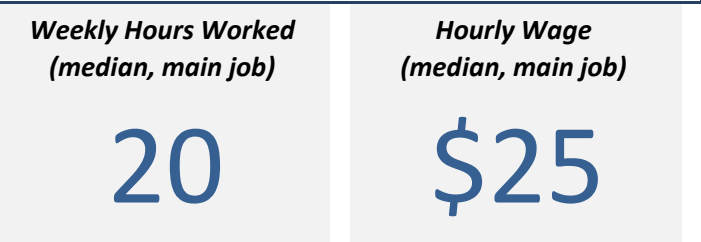
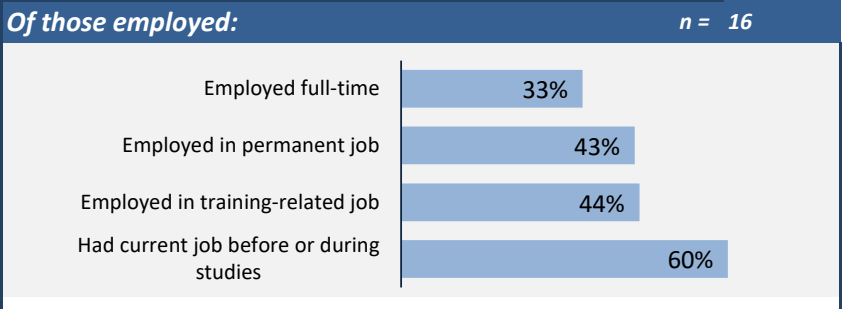
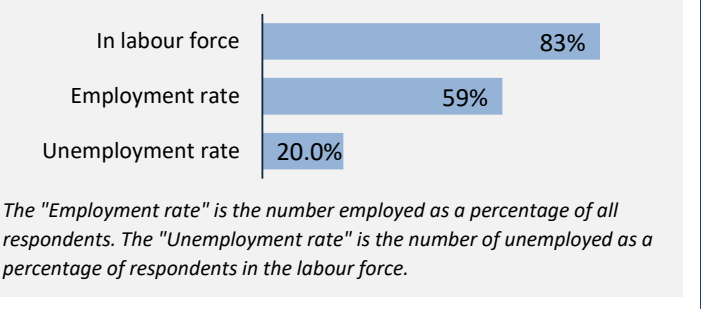


Applied filters:

CPC: VCC: Music;

Cohort 55  
Respondents 27  
Response Rate 49%

Employment Outcomes



Top Occupations (5-digit NOC)		
	# Employed	% of those employed
51122: Musicians and singers	7	44%
XXXXX: Unclassified occupations	1	6%
51114: Translators, terminologists and interpreters	1	6%
65100: Cashiers	1	6%
65201: Food counter attendants, kitchen helpers and related support occupations	1	6%
65329: Other service support occupations	1	6%
73201: General building maintenance workers and building superintendents	1	6%
52119: Other technical and coordinating occupations in motion pictures, broadcasting and the performing arts	1	6%
14100: General office support workers	1	6%
62100: Technical sales specialists - wholesale trade	1	6%
Total of top occupations	16	100%
Total employed	16	

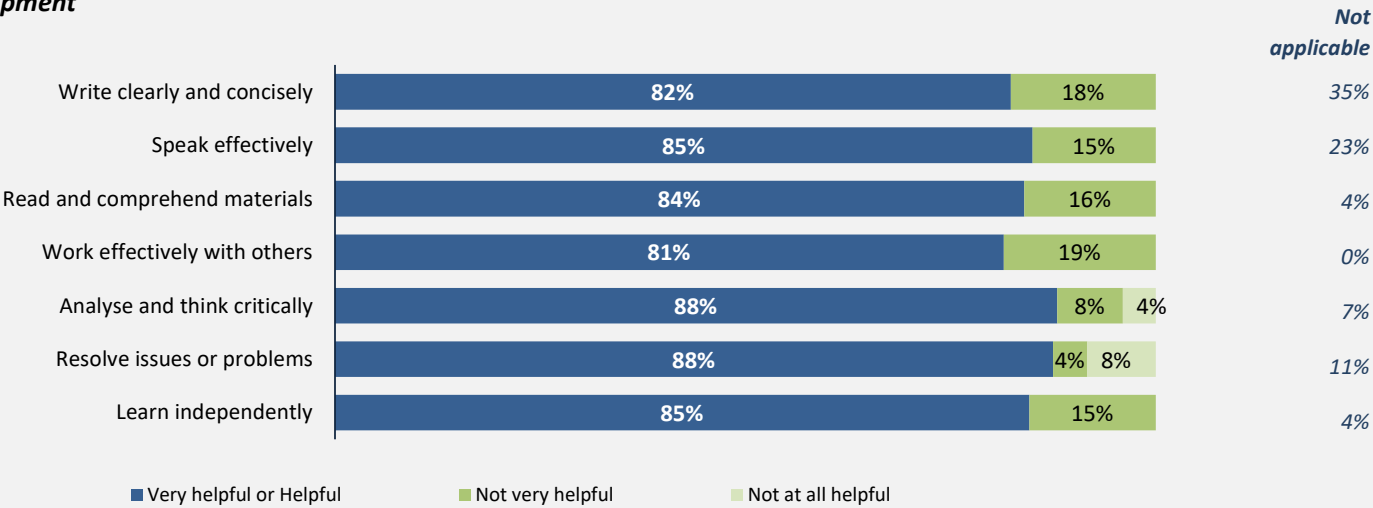
Applied filters:  
CPC: VCC: Music;

Cohort	55
Respondents	27
Response Rate	49%

Skill Development and Post-Secondary Experience

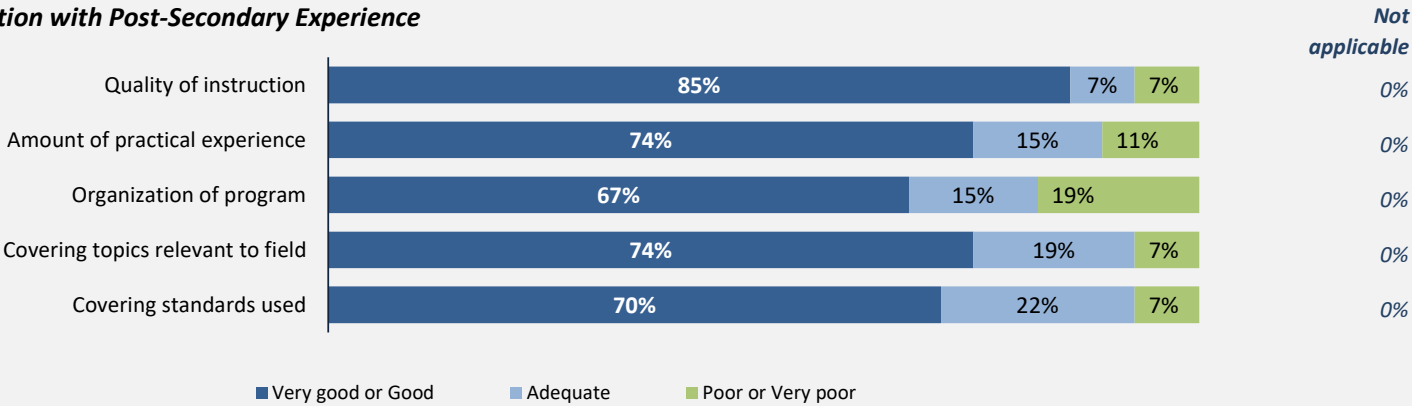
92% said they were very satisfied or satisfied with the education they received.

Skill Development



Percentages are based on those who gave a valid rating, excluding those who said Not applicable.

Satisfaction with Post-Secondary Experience



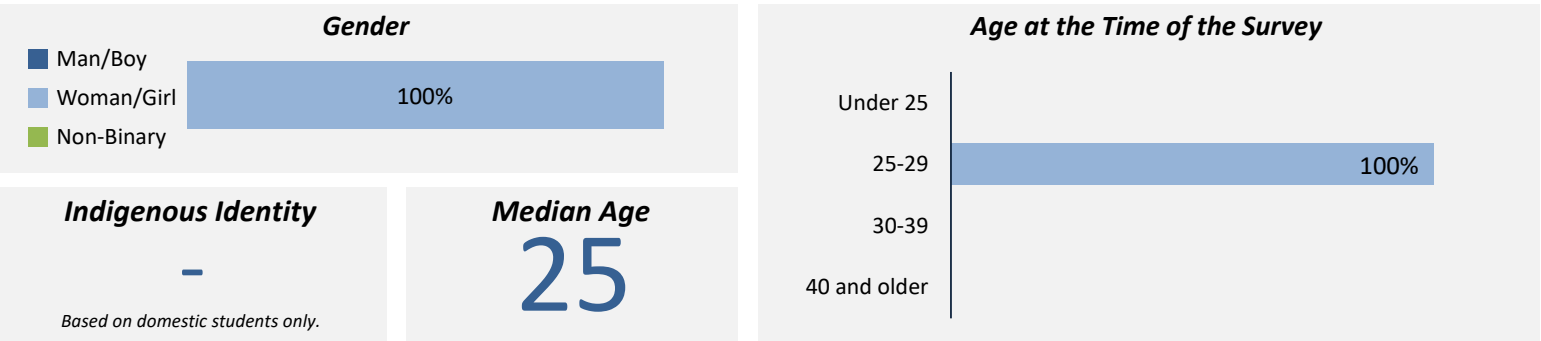
Percentages are based on those who gave a valid rating, excluding those who said Not applicable.

Applied filters:  
CPC: VCC: Music-Composition/Arranging;

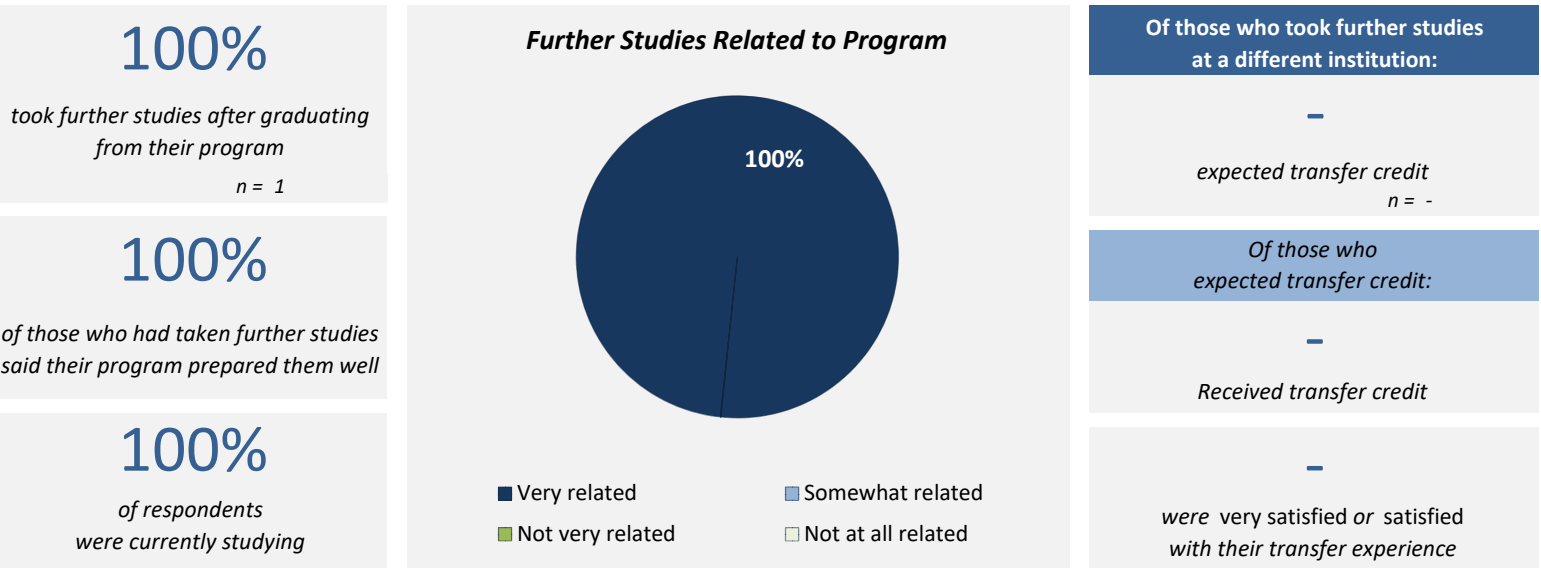
Cohort 1  
Respondents 1  
Response Rate 100%

Description of Survey Respondents

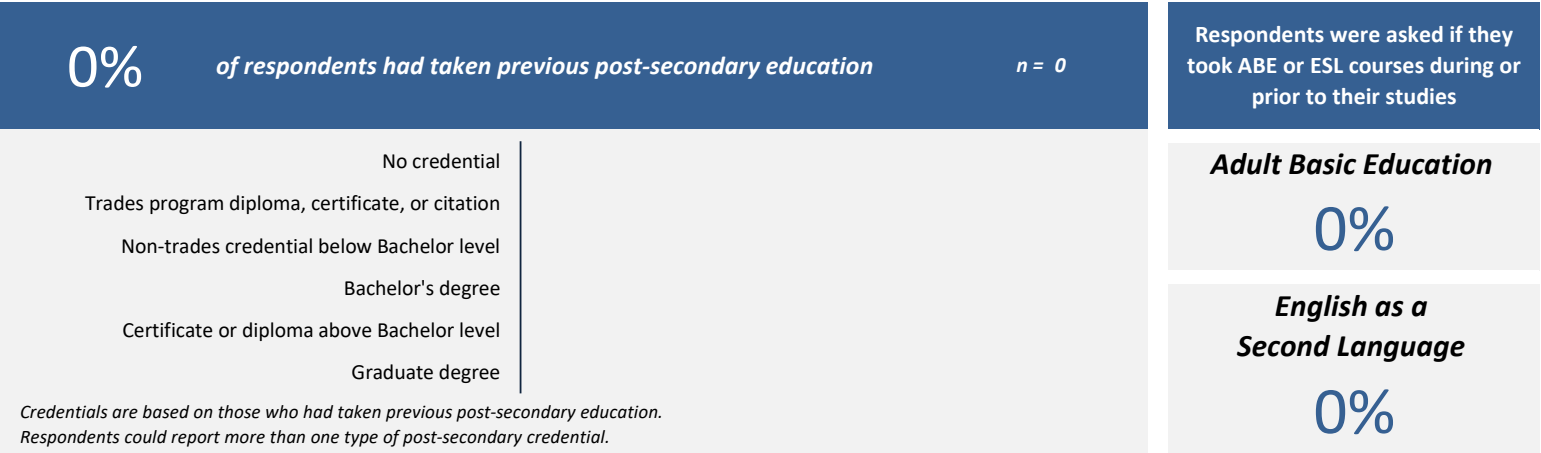
Demographics



Further Education



Past Education



Applied filters:  
CPC: VCC: Music-Composition/Arranging;

Cohort 1  
Respondents 1  
Response Rate 100%

Employment Outcomes		
<div><div>In labour force</div><div>Employment rate</div><div>Unemployment rate</div></div> <div><p>The "Employment rate" is the number employed as a percentage of all respondents. The "Unemployment rate" is the number of unemployed as a percentage of respondents in the labour force.</p></div>	<div><div>Of those employed:</div><div>n = -</div><div><div>Employed full-time</div><div>Employed in permanent job</div><div>Employed in training-related job</div><div>Had current job before or during studies</div></div></div>	
<div><div>Weekly Hours Worked (median, main job)</div><div></div></div> <div><div>Hourly Wage (median, main job)</div><div></div></div>	<div><div>Hourly Wage Group (main job)</div><div><div>\$10 or less</div><div>\$10.01 to \$15</div><div>\$15.01 to \$20</div><div>\$20.01 to \$25</div><div>\$25.01 to \$30</div><div>More than \$30</div></div></div>	
<div><div>Skills and Knowledge Gained Useful in Performing Job</div><div><div>Very useful</div><div>Somewhat useful</div><div>Not very useful</div><div>Not at all useful</div></div></div>	<div><div>Time Spent Looking for Employment</div><div><div>Less than 1 month</div><div>1 to 2 months</div><div>3 to 4 months</div><div>5 to 6 months</div><div>More than 6 months</div></div></div>	
Top Occupations (5-digit NOC)		
	# Employed	% of those employed
	-	-
	-	-
	-	-
	-	-
	-	-
	-	-
	-	-
	-	-
	-	-
	-	-
Total of top occupations	-	0%
Total employed	-	

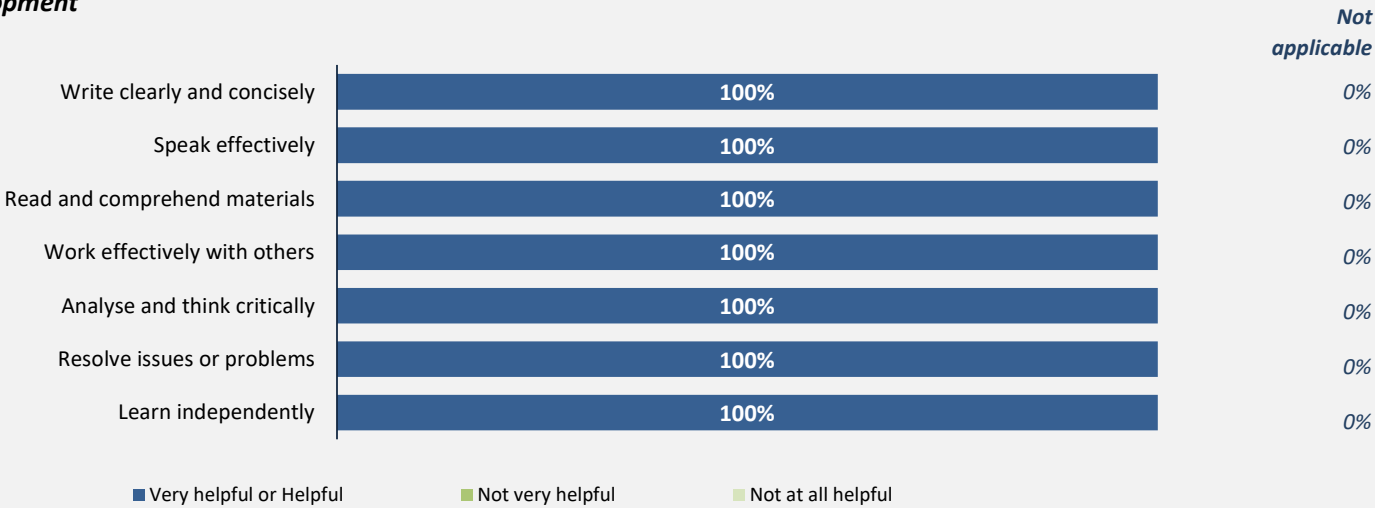
Applied filters:  
CPC: VCC: Music-Composition/Arranging;

Cohort	1
Respondents	1
Response Rate	100%

Skill Development and Post-Secondary Experience


100% said they were very satisfied or satisfied with the education they received.

Skill Development



Percentages are based on those who gave a valid rating, excluding those who said Not applicable.

Satisfaction with Post-Secondary Experience



Percentages are based on those who gave a valid rating, excluding those who said Not applicable.

Diploma, Associate Degree, and Certificate Student Outcomes

Summary of Survey Results: 2021 to 2025



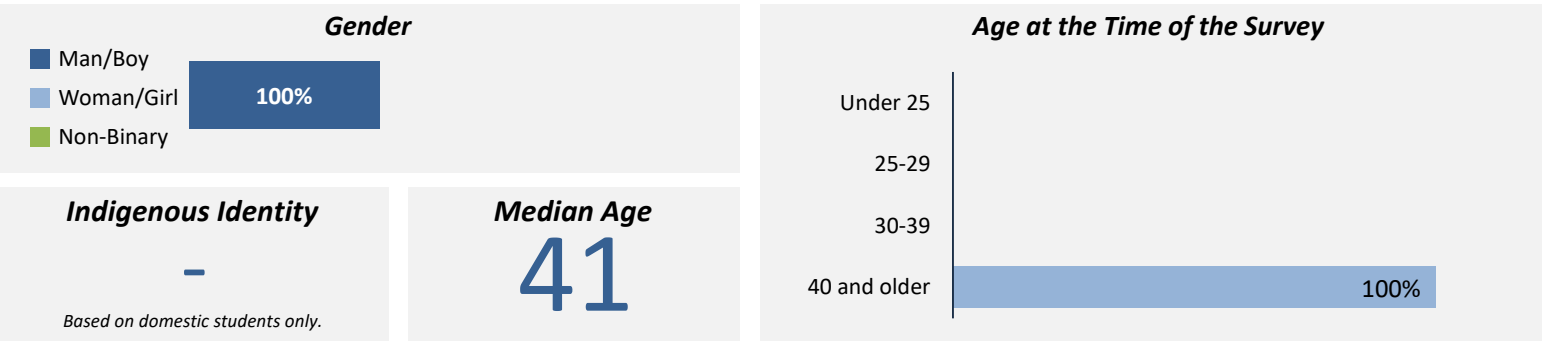
Applied filters:

CPC: VCC: Music-Instrumental Studies;

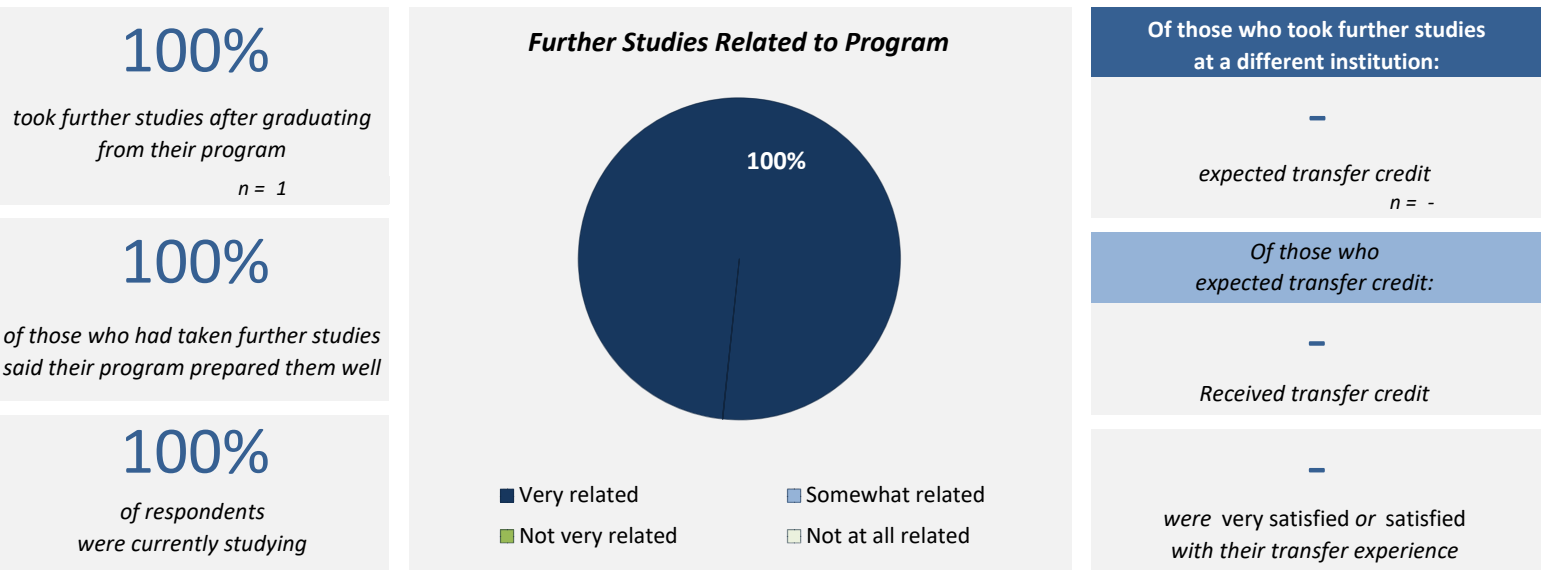
Cohort	1
Respondents	1
Response Rate	100%

Description of Survey Respondents

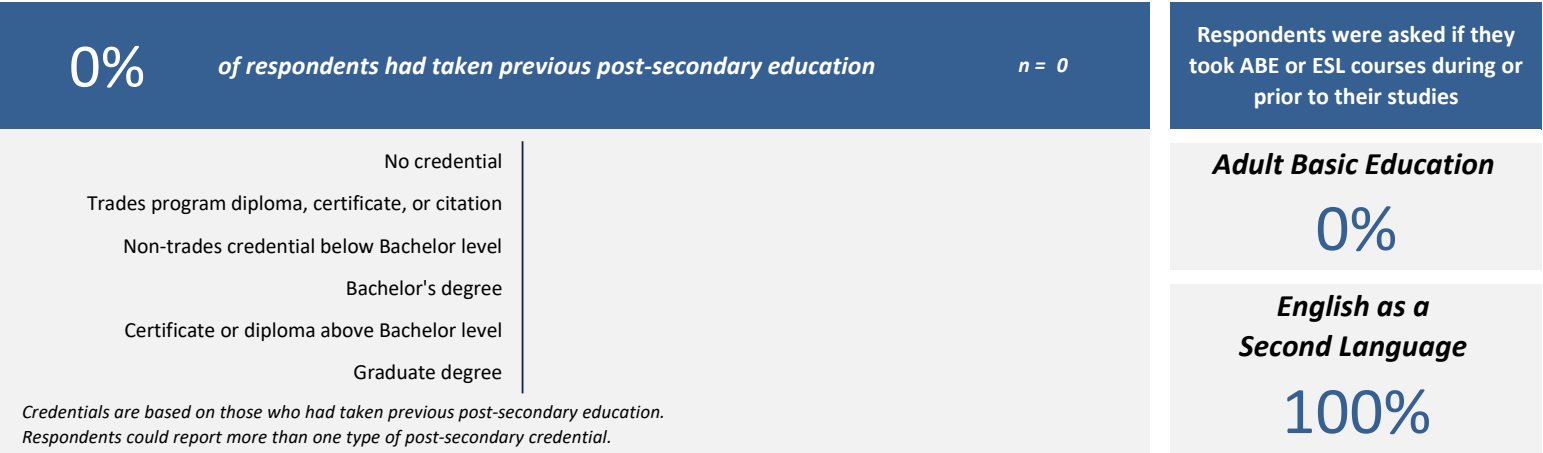
Demographics



Further Education



Past Education



	# Employed	% of those employed
64410: Security guards and related security service occupations	1	100%
Total of top occupations	1	100%
Total employed	1	



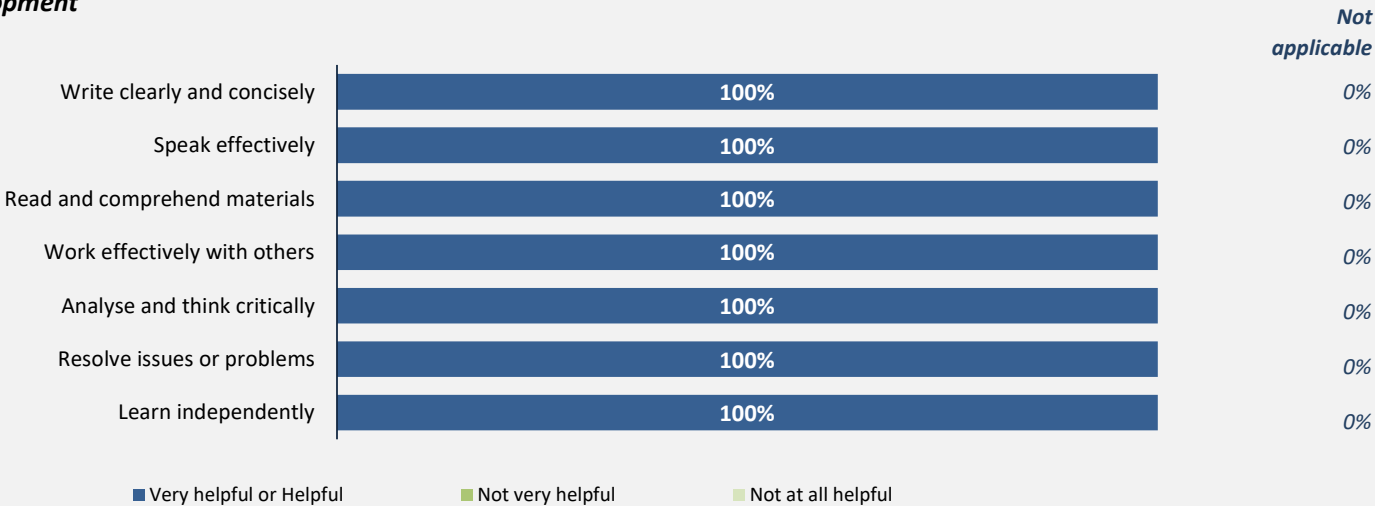
Applied filters:  
CPC: VCC: Music-Instrumental Studies;

Cohort	1
Respondents	1
Response Rate	100%

Skill Development and Post-Secondary Experience


100% said they were very satisfied or satisfied with the education they received.

Skill Development



Percentages are based on those who gave a valid rating, excluding those who said Not applicable.

Satisfaction with Post-Secondary Experience



Percentages are based on those who gave a valid rating, excluding those who said Not applicable.

Applied filters:

CPC: VCC: Music-Jazz & Contemporary Voice;

Cohort	1
Respondents	1
Response Rate	100%

Description of Survey Respondents

Demographics

**Gender**

Man/Boy 100%

Woman/Girl

Non-Binary

**Age at the Time of the Survey**

Under 25 100%

25-29

30-39

40 and older

**Indigenous Identity**

-

Based on domestic students only.

**Median Age**

21

Further Education

100%

took further studies after graduating from their program

n = 1

**Further Studies Related to Program**

100%

Very related

Somewhat related

Not very related

Not at all related

Of those who took further studies at a different institution:

0%

expected transfer credit

n = 0

Of those who expected transfer credit:

-

Received transfer credit

100%

of respondents were currently studying

-

of those who had taken further studies said their program prepared them well

-

were very satisfied or satisfied with their transfer experience

Past Education

0%

of respondents had taken previous post-secondary education

n = 0

Respondents were asked if they took ABE or ESL courses during or prior to their studies

**Adult Basic Education**

0%

**English as a Second Language**

0%

No credential

Trades program diploma, certificate, or citation

Non-trades credential below Bachelor level

Bachelor's degree

Certificate or diploma above Bachelor level

Graduate degree

Credentials are based on those who had taken previous post-secondary education. Respondents could report more than one type of post-secondary credential.

Total of top occupations

Applied filters:

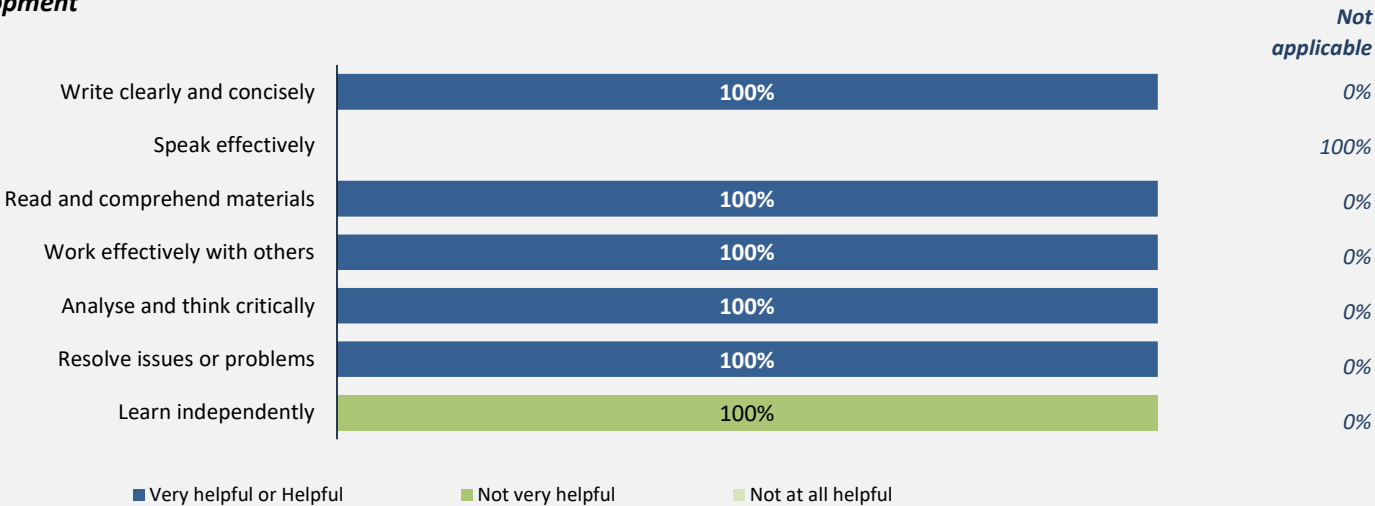
CPC: VCC: Music-Jazz & Contemporary Voice;

Cohort	1
Respondents	1
Response Rate	100%

Skill Development and Post-Secondary Experience

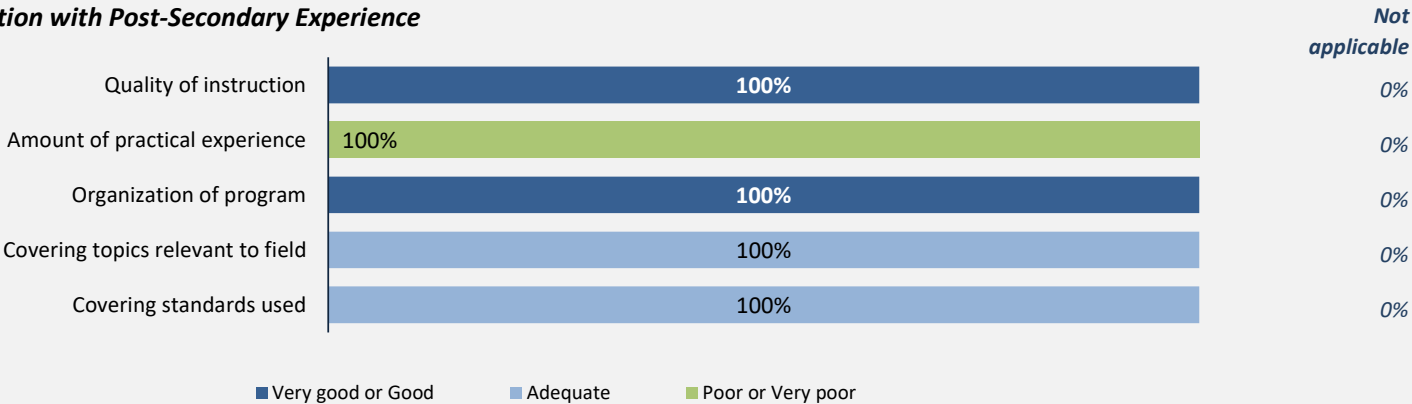
100% said they were very satisfied or satisfied with the education they received.

Skill Development



Percentages are based on those who gave a valid rating, excluding those who said Not applicable.

Satisfaction with Post-Secondary Experience



Percentages are based on those who gave a valid rating, excluding those who said Not applicable.