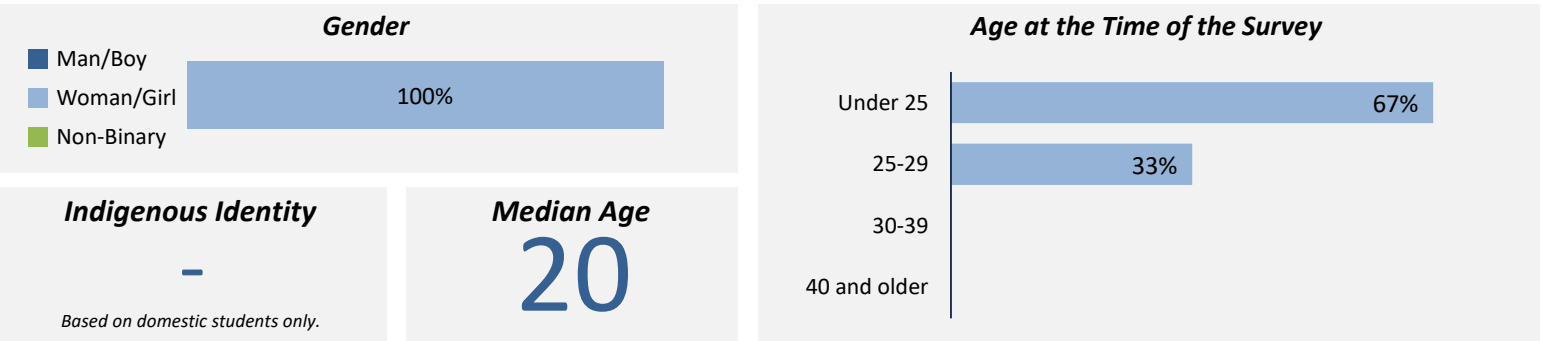


Applied filters:
CPC: VCC: Nail Technology Certificate;

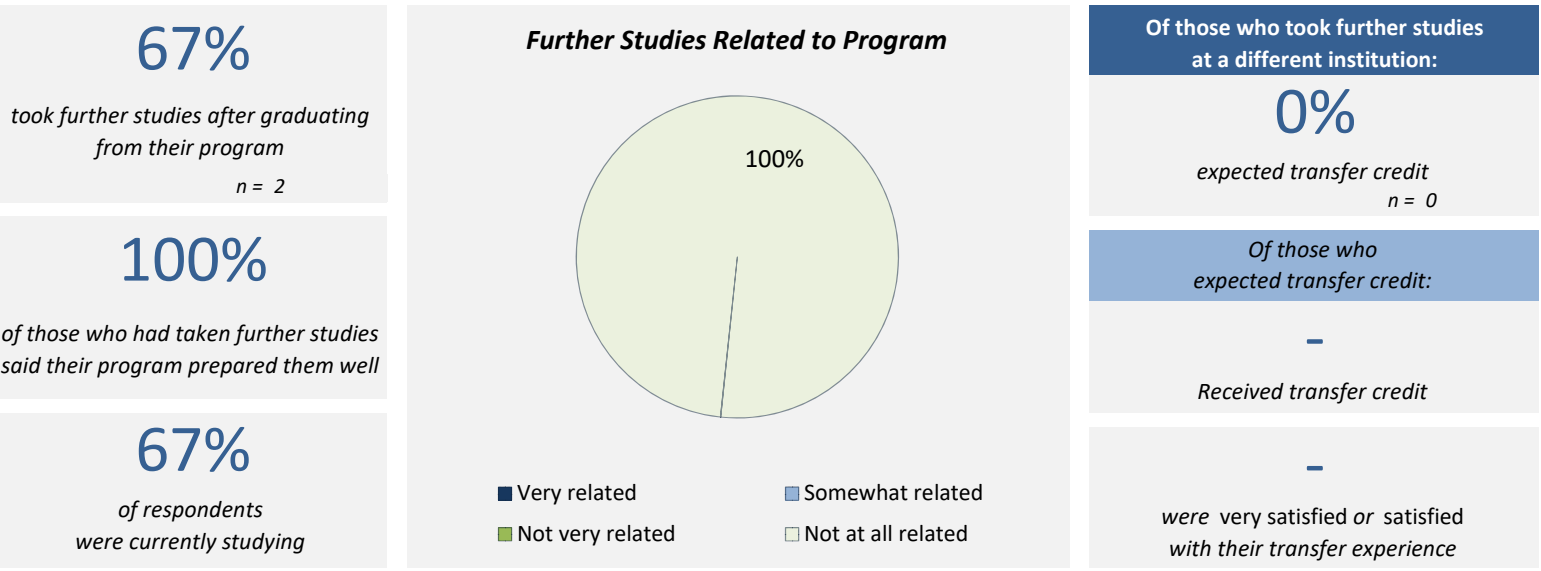
Cohort 13
Respondents 3
Response Rate 23%

Description of Survey Respondents

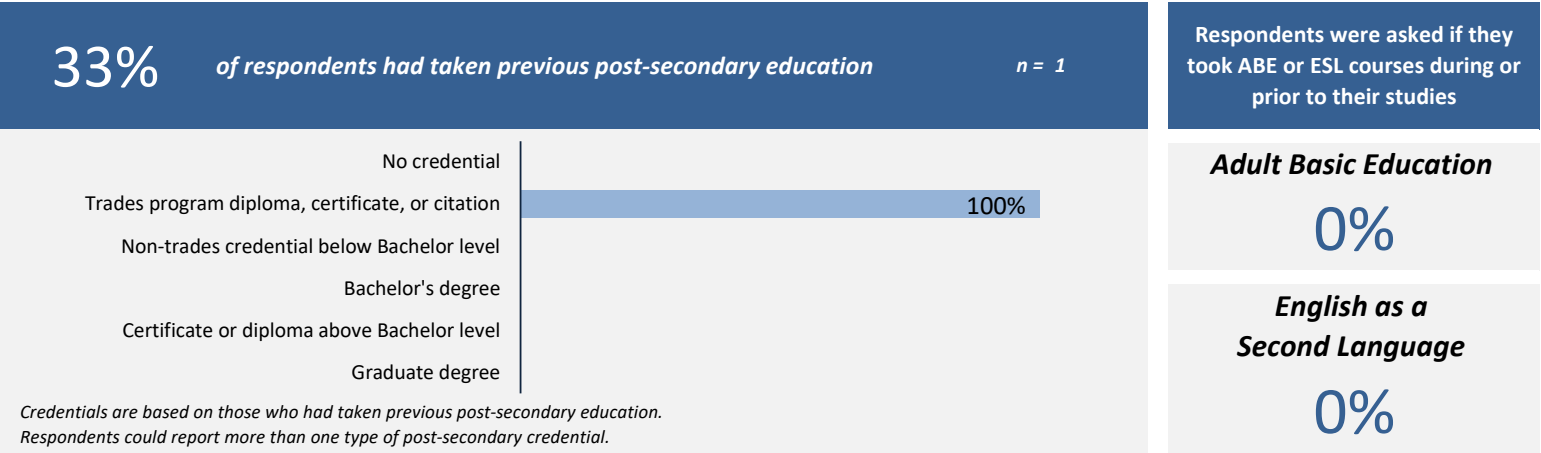
Demographics



Further Education



Past Education



	# Employed	% of those employed
65310: Light duty cleaners	1	50%
63211: Estheticians, electrologists and related occupations	1	50%
Total of top occupations	2	100%
Total employed	2	

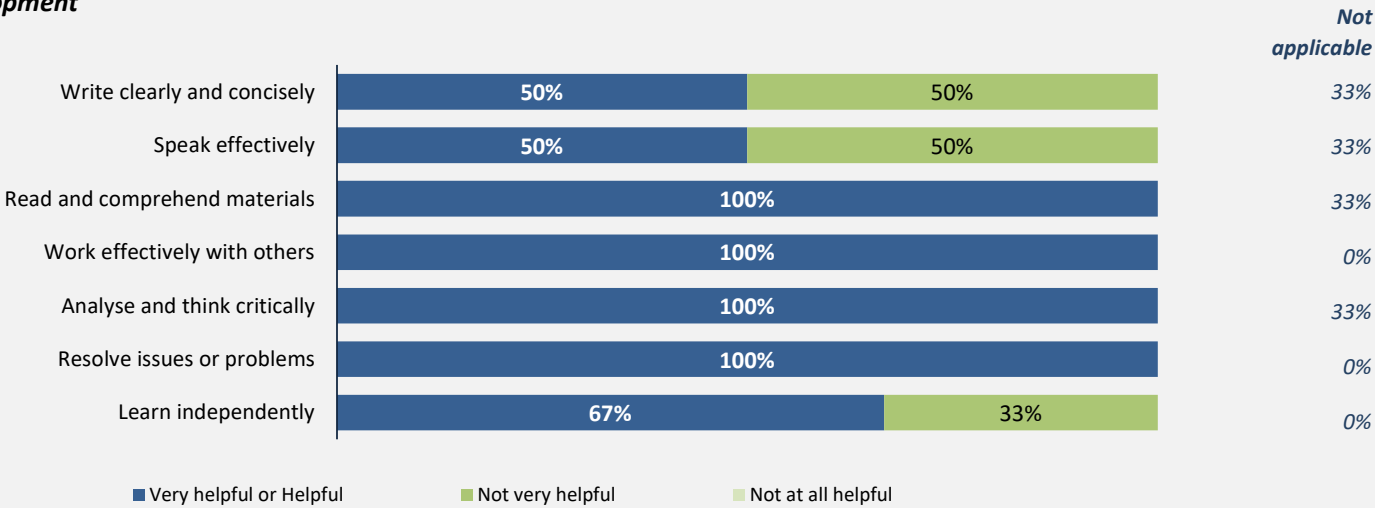
Applied filters:
CPC: VCC: Nail Technology Certificate;

Cohort	13
Respondents	3
Response Rate	23%

Skill Development and Post-Secondary Experience

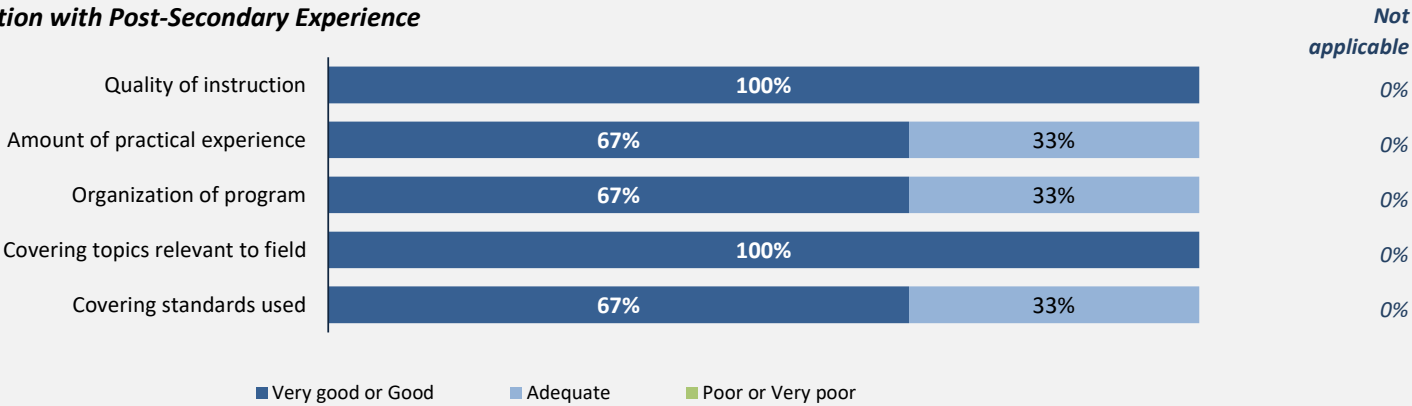
100% said they were very satisfied or satisfied with the education they received.

Skill Development



Percentages are based on those who gave a valid rating, excluding those who said Not applicable.

Satisfaction with Post-Secondary Experience



Percentages are based on those who gave a valid rating, excluding those who said Not applicable.

Summary of Survey Results: 2021-2025

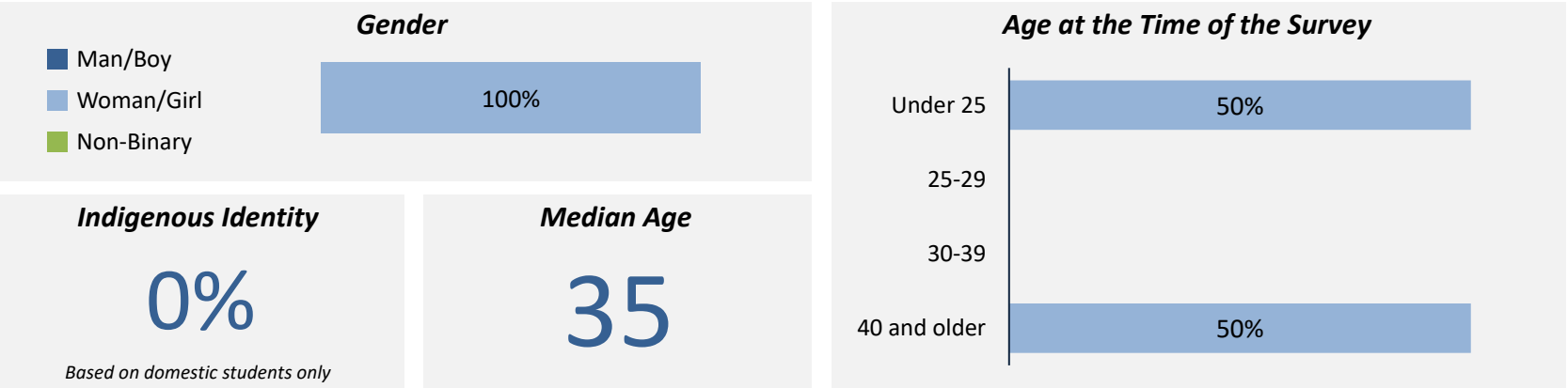
Trades Training Type:
Progressive apprenticeship, Traditional apprenticeship, Trades foundation, and Trades-related vocational programs

Applied filters:
CPC: VCC: Nail Technology Certificate;

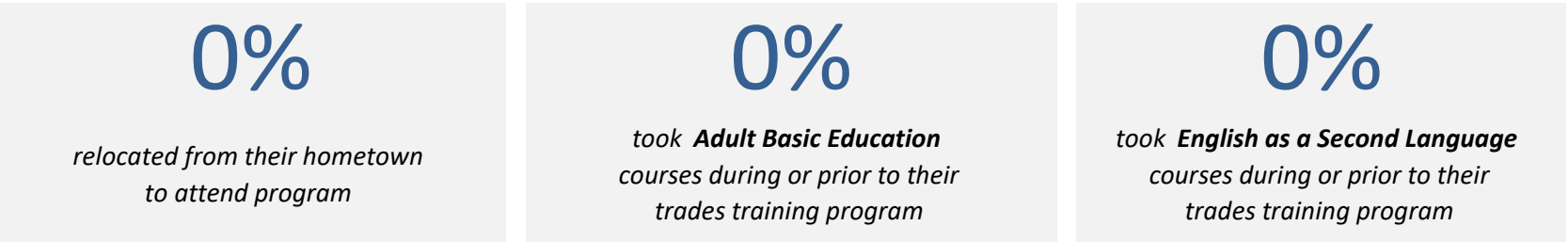
Cohort	12
Respondents	2
Response Rate	17%

Description of Survey Respondents


Demographics



About the Respondents



Region respondents were living in at the time of the survey



☒ BC Student
☐ Outcomes

Progressive apprenticeship, Traditional apprenticeship, Trades foundation, and Trades-related vocational programs

CPC: VCC: Nail Technology Certificate:

Cohort	12
Respondents	2
Response Rate	17%

In the labour force

100%

Employment rate

50%

Unemployment rate

50.0%

The "Unemployment rate" is the number of unemployed as a percentage of respondents in the labour force.

n = 1

Employed full-time

Employed in training-related job

Employed in permanent position

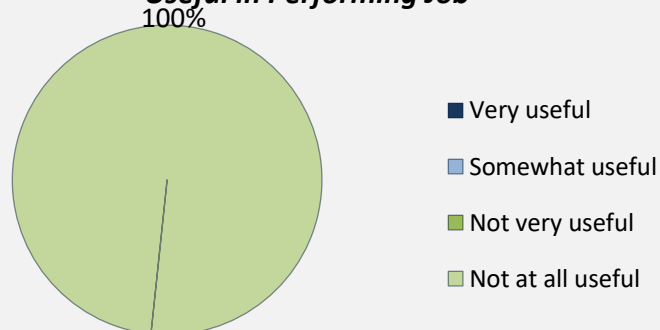
Hourly Wage
(median, main job)



Hours Worked
(median, main job)



Skills and Knowledge Gained Useful in Performing Job

**Hourly Wage Group (main job)**

\$15 or less
\$15.01 to \$20
\$20.01 to \$25
\$25.01 to \$30
\$30.01 to \$35
\$35.01 to \$40
More than \$40

Top Occupations (5-digit NOC)

Top Occupations (5-digit NOC)	# employed	% of those employed
XXXXX: Unclassified occupations	1	100%
Total of top occupations	1	100%
Total employed	1	

Summary of Survey Results: 2021-2025

Trades Training Type:

Progressive apprenticeship, Traditional apprenticeship, Trades foundation, and Trades-related vocational programs

Applied filters:

CPC: VCC: Nail Technology Certificate;


Cohort 12
Respondents 2
Response Rate 17%

Skill Development and Post-Secondary Experience

50%

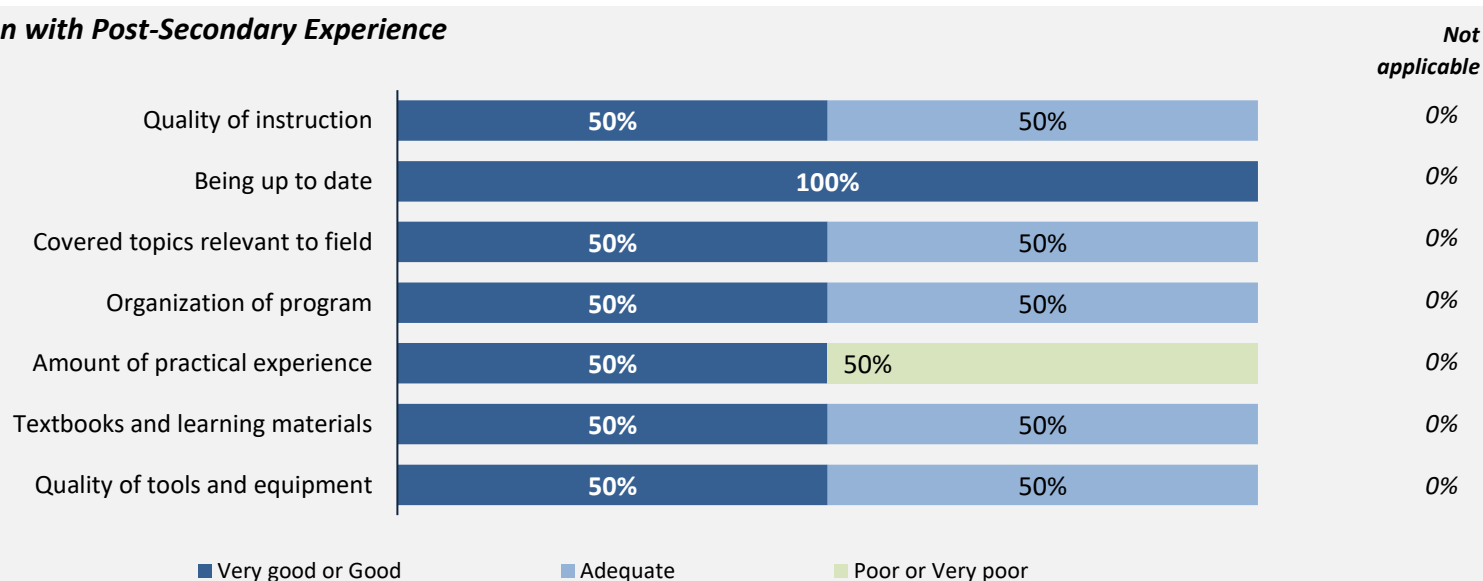
said they were very satisfied or satisfied with the education they received.

Skill Development



Percentages are based on those who gave a valid rating, excluding those who said not applicable.

Satisfaction with Post-Secondary Experience



Percentages are based on those who gave a valid rating, excluding those who said not applicable.