

**Applied filters:**

CPC: VCC: Networking Technology;

<b>Cohort</b>	<b>16</b>
<b>Respondents</b>	<b>9</b>
<b>Response Rate</b>	<b>56%</b>

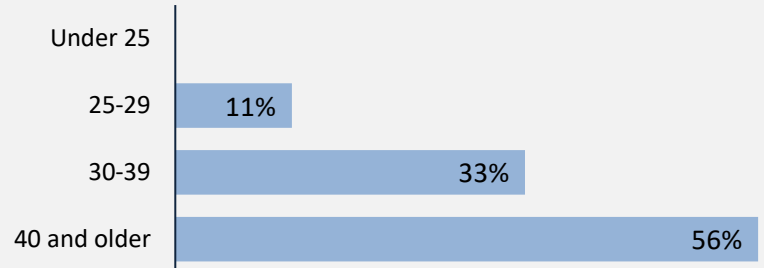
## Description of Survey Respondents

### Demographics

#### Gender



#### Age at the Time of the Survey



#### Indigenous Identity

**11%**

*Based on domestic students only.*

#### Median Age

**42**

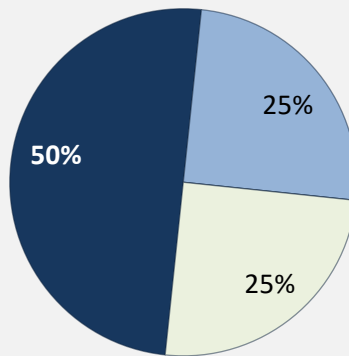
### Further Education

**50%**

took further studies after graduating from their program

*n = 4*

#### Further Studies Related to Program



■ Very related      ■ Somewhat related  
■ Not very related      ■ Not at all related

#### Of those who took further studies at a different institution:

**0%**

expected transfer credit  
*n = 0*

#### Of those who expected transfer credit:

—

Received transfer credit

—

were very satisfied or satisfied with their transfer experience

**100%**

of those who had taken further studies said their program prepared them well

**44%**

of respondents were currently studying

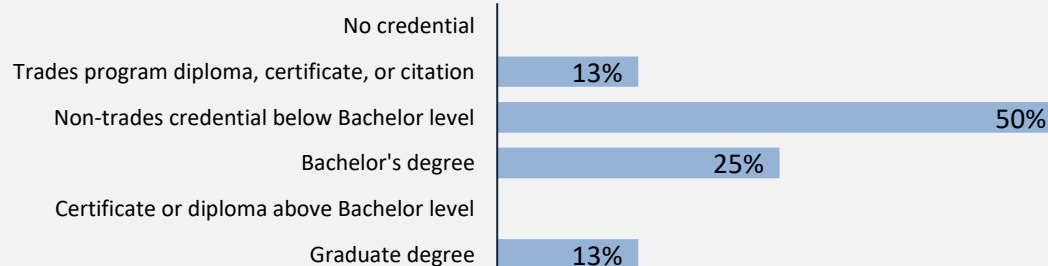
### Past Education

**100%**

of respondents had taken previous post-secondary education

*n = 8*

Respondents were asked if they took ABE or ESL courses during or prior to their studies



*Credentials are based on those who had taken previous post-secondary education. Respondents could report more than one type of post-secondary credential.*

#### Adult Basic Education

**0%**

#### English as a Second Language

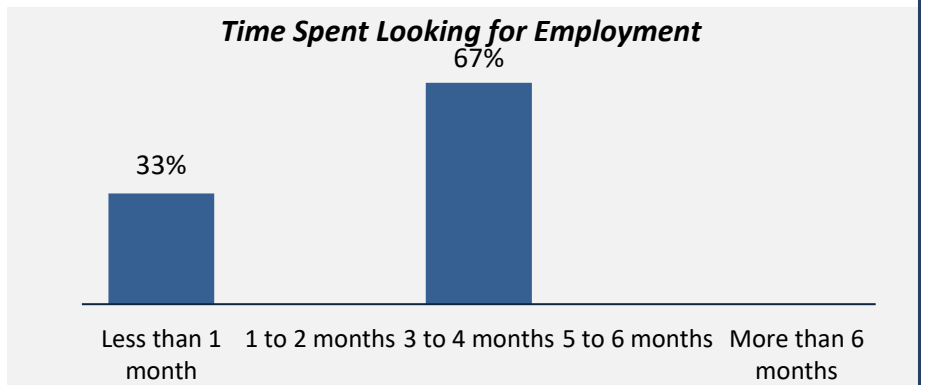
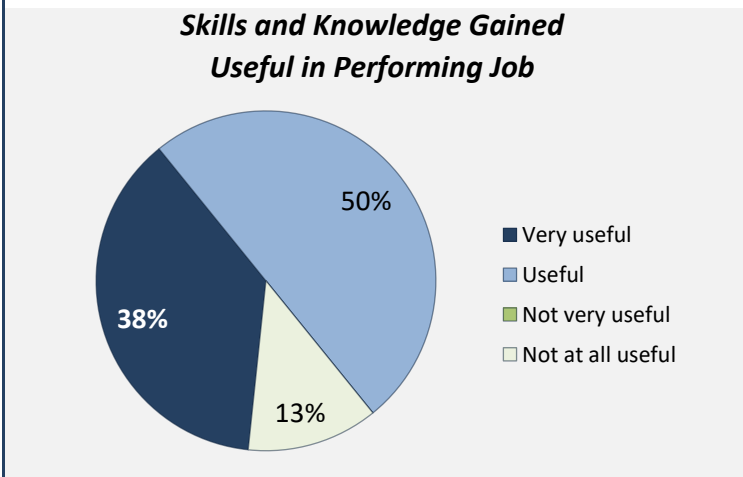
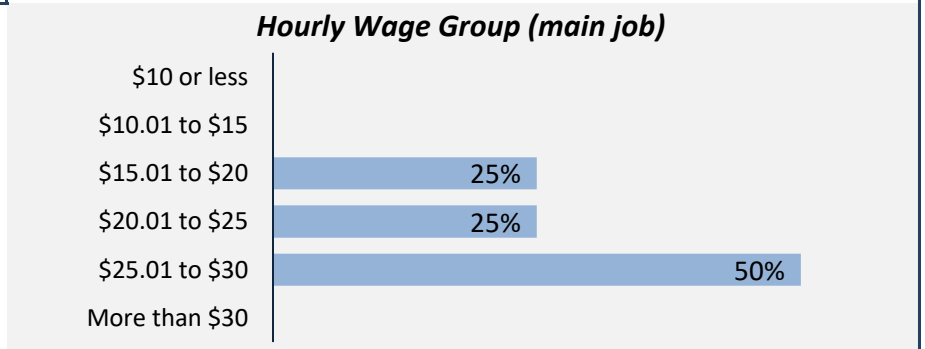
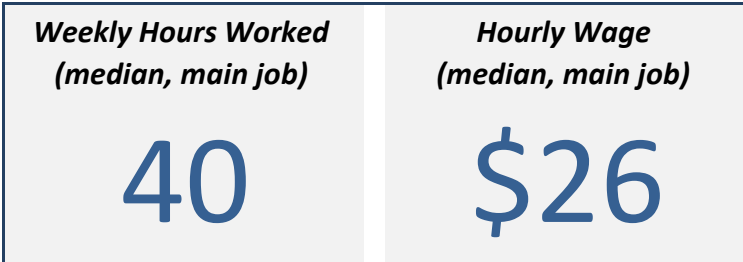
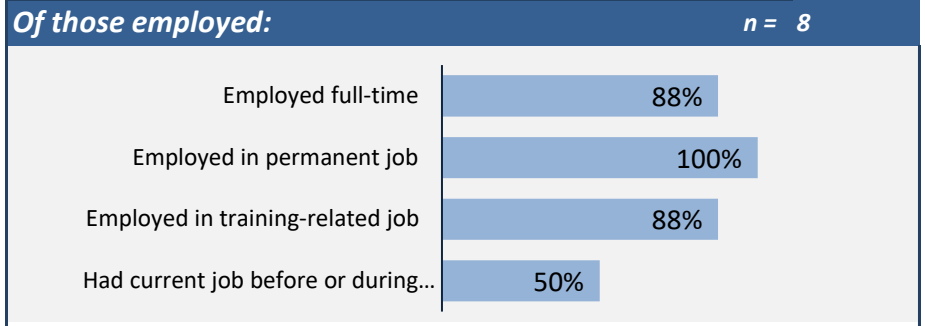
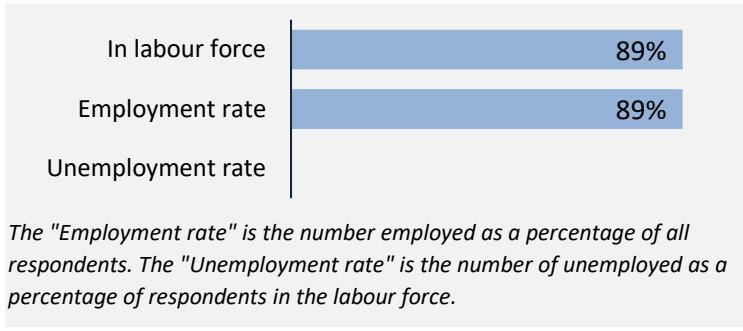
**0%**

**Applied filters:**

CPC: VCC: Networking Technology;

<b>Cohort</b>	<b>16</b>
<b>Respondents</b>	<b>9</b>
<b>Response Rate</b>	<b>56%</b>

## Employment Outcomes



### Top Occupations (5-digit NOC)

	# Employed	% of those employed
XXXXX: Unclassified occupations	2	25%
22220: Computer network and web technicians	2	25%
65102: Store shelf stockers, clerks and order fillers	1	13%
75101: Material handlers	1	13%
20012: Computer and information systems managers	1	13%
22221: User support technicians	1	13%
<b>Total of top occupations</b>	<b>8</b>	<b>100%</b>
<b>Total employed</b>	<b>8</b>	

**Applied filters:**

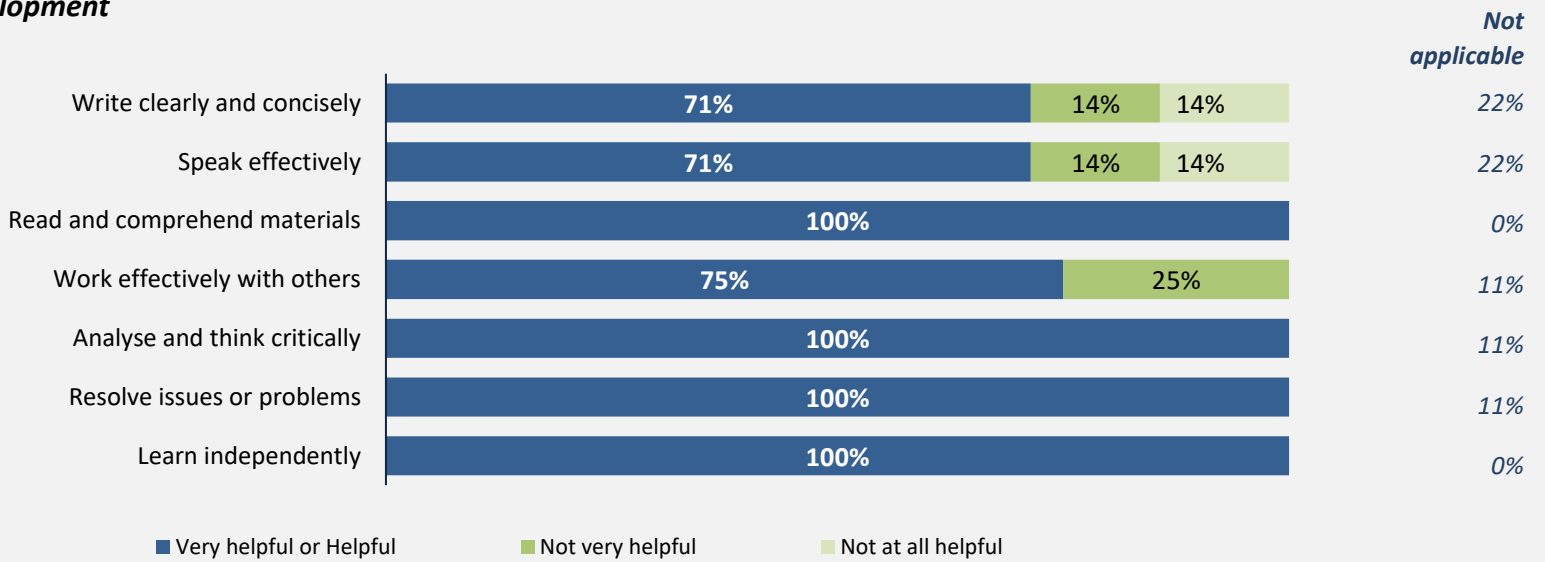
CPC: VCC: Networking Technology;

Cohort	16
Respondents	9
Response Rate	56%

### Skill Development and Post-Secondary Experience

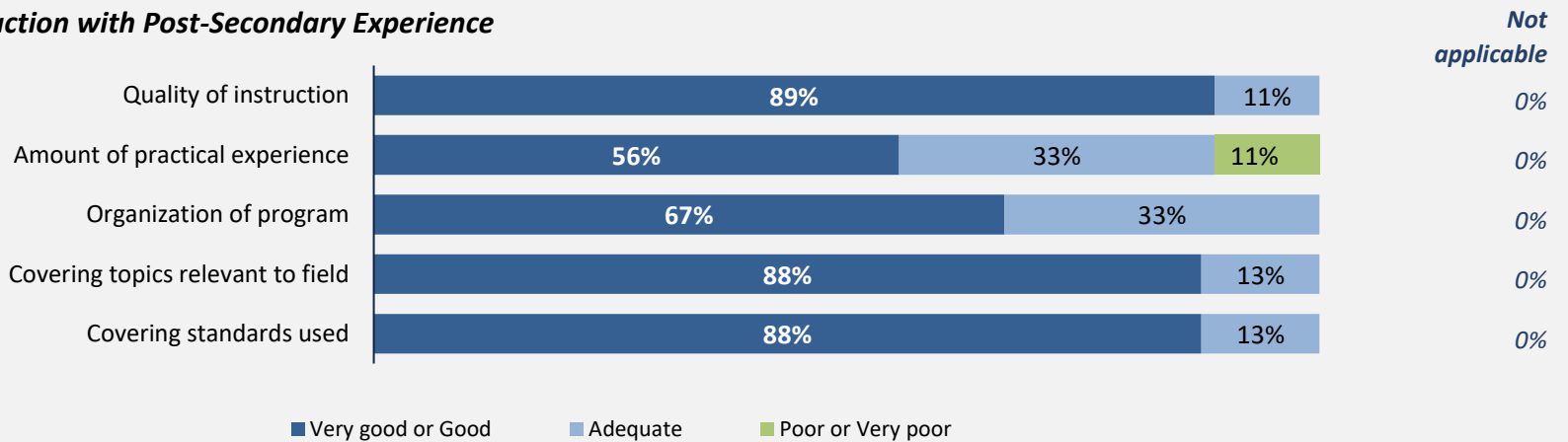
**100%** said they were very satisfied or satisfied with the education they received.

**Skill Development**



Percentages are based on those who gave a valid rating, excluding those who said Not applicable.

**Satisfaction with Post-Secondary Experience**



Percentages are based on those who gave a valid rating, excluding those who said Not applicable.