

Summary of Survey Results: 2020 to 2024

Applied Filters


CPC: VCC: NUSD;

Cohort	241
Respondents	110
Response Rate	46%

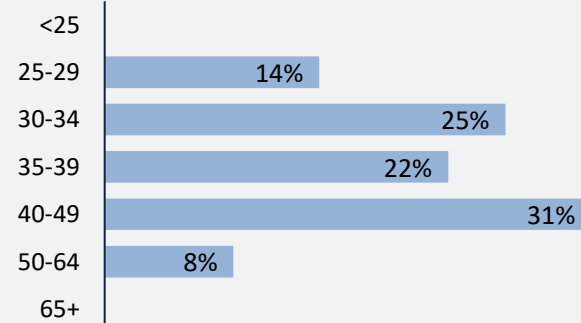
Description of Survey Respondents

Demographics

Gender



Age at the Time of the Survey



Indigenous Identity

8%

Based on domestic students only.

Median Age

37

Further Education

43%

took further studies after graduating from their program

9%

of respondents were studying at the time of the survey

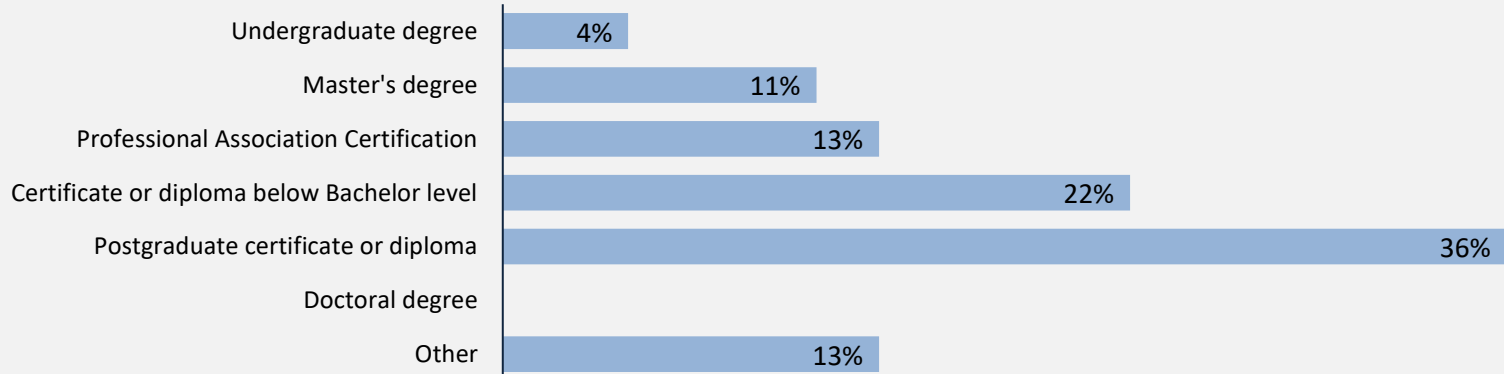
Of those studying at the time of the survey:

n = 10

50%

were studying full-time

Type of further education




Baccalaureate Graduates Survey (BGS) 2-Year Out Survey
 Summary of Survey Results: 2020 to 2024

Applied Filters

CPC: VCC; NUSD;

Cohort	241
Respondents	110
Response Rate	46%

Employment Outcomes



"Employment rate" is the number employed as a percentage of all respondents.

Unemployment Rate

0.9%

"Unemployment rate" is the number of unemployed as a percentage of respondents in the labour force.

Of those employed:

n = 106

Hours Worked
(median, main job)

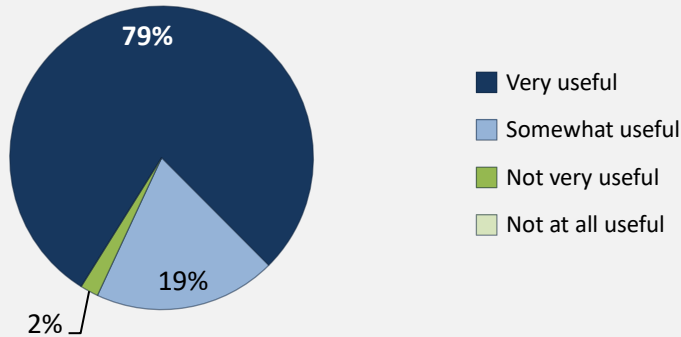
40

Annual Wage
(median, main job, full-time)

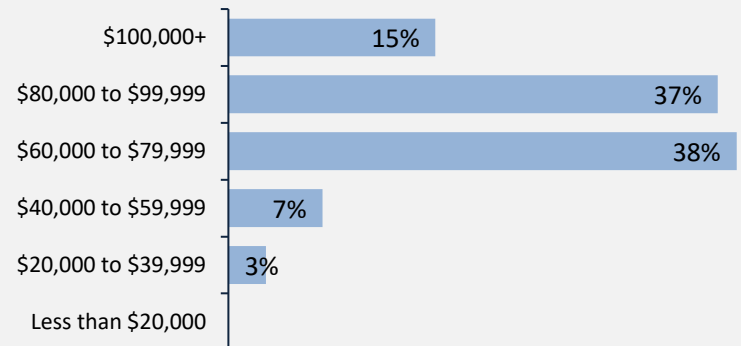
\$83,786



Skills and Knowledge Gained Useful in Performing Job



Annual Wage (main job)



Annual wage includes both part- and full-time employment.

Top Occupations (5-digit NOC)

	# employed	% of those employed
31301: Registered nurses and registered psychiatric nurses	98	92%
31300: Nursing coordinators and supervisors	2	2%
41210: College and other vocational instructors	2	2%
XXXXX: Unclassified occupations	2	2%
32101: Licensed practical nurses	1	1%
41201: Post-secondary teaching and research assistants	1	1%
Total of top occupations	106	100%
Total employed	106	

Baccalaureate Graduates Survey (BGS) 2-Year Out Survey
 Summary of Survey Results: 2020 to 2024

Applied Filters

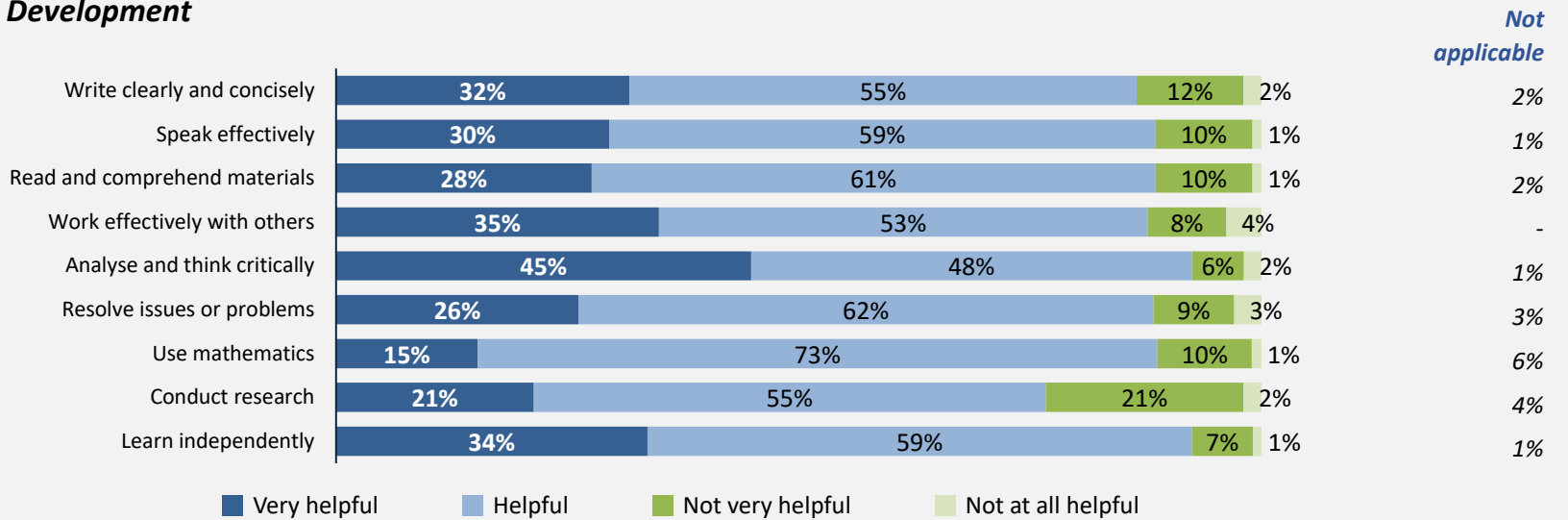
CPC: VCC: NUSD;

Cohort	241
Respondents	110
Response Rate	46%

Skill Development and Post-Secondary Experience

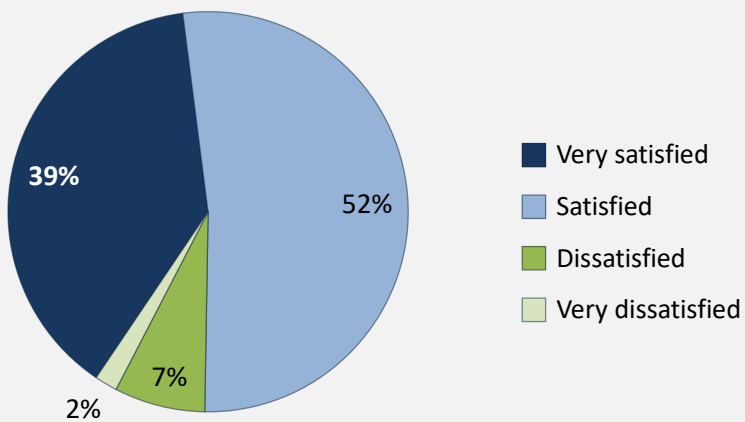
76% of respondents said they would choose the same program again

Skill Development



Percentages are based on those who gave a valid rating, excluding those who said "Not applicable".

Satisfaction with Education



Quality of Instruction

