

**Applied filters:**


CPC: VCC: Paralegal - Conveyancing;

Cohort	43
Respondents	13
Response Rate	30%


## Description of Survey Respondents

### Demographics

#### Gender



#### Age at the Time of the Survey



#### Indigenous Identity

-

Based on domestic students only.

#### Median Age

34

### Further Education

0%

took further studies after graduating from their program

n = -

#### Further Studies Related to Program

- of those who had taken further studies said their program prepared them well

0%

of respondents were currently studying

Very related       Somewhat related  
 Not very related       Not at all related

#### Of those who took further studies at a different institution:

-

expected transfer credit  
n = -

Of those who expected transfer credit:

-

Received transfer credit

-

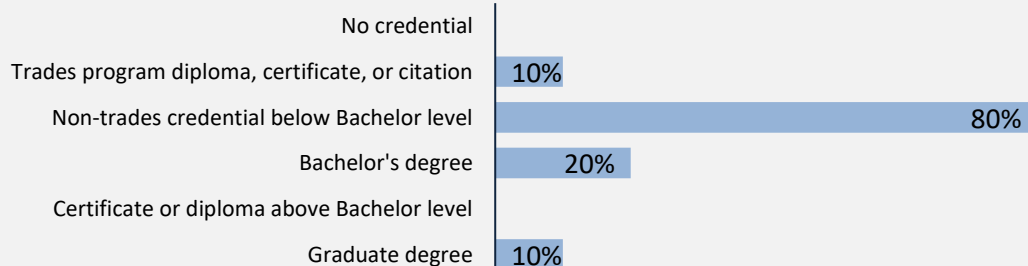
were very satisfied or satisfied with their transfer experience

### Past Education

77%

of respondents had taken previous post-secondary education

n = 10



Credentials are based on those who had taken previous post-secondary education. Respondents could report more than one type of post-secondary credential.

Respondents were asked if they took ABE or ESL courses during or prior to their studies

#### Adult Basic Education

8%

#### English as a Second Language

0%



**Applied filters:**

CPC: VCC: Paralegal - Conveyancing;

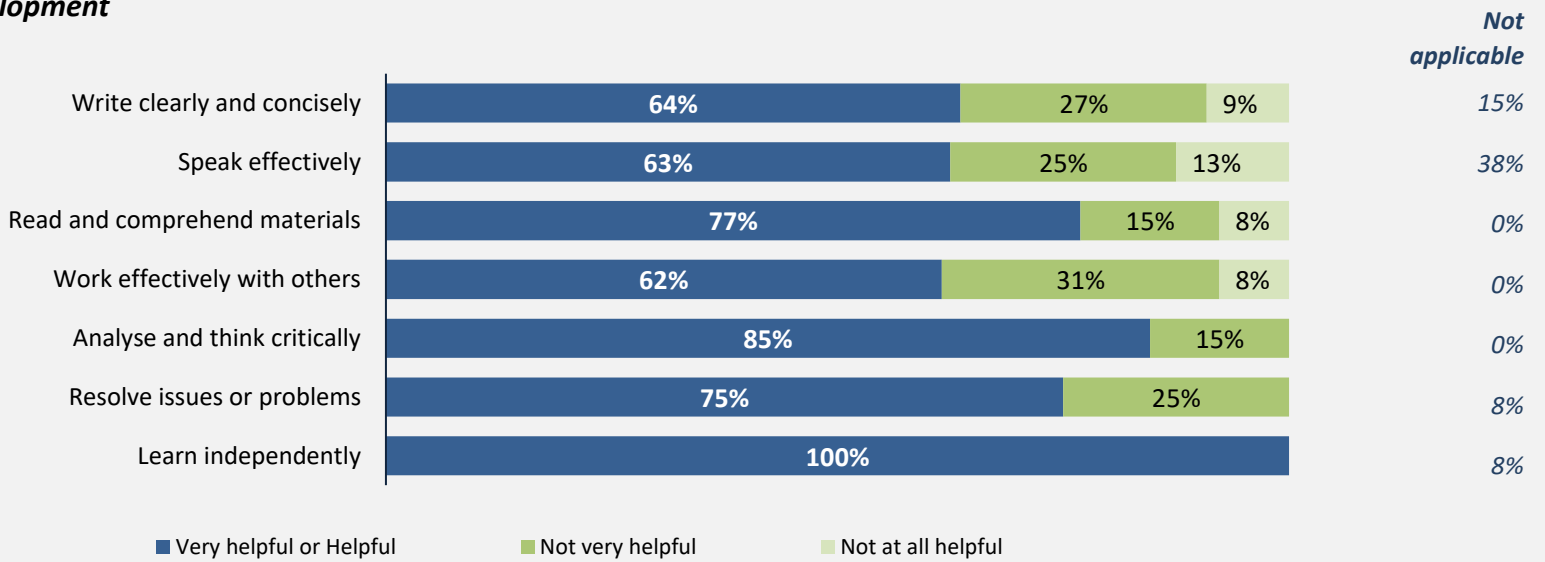
<b>Cohort</b>	<b>43</b>
<b>Respondents</b>	<b>13</b>
<b>Response Rate</b>	<b>30%</b>

### Skill Development and Post-Secondary Experience

**92%**

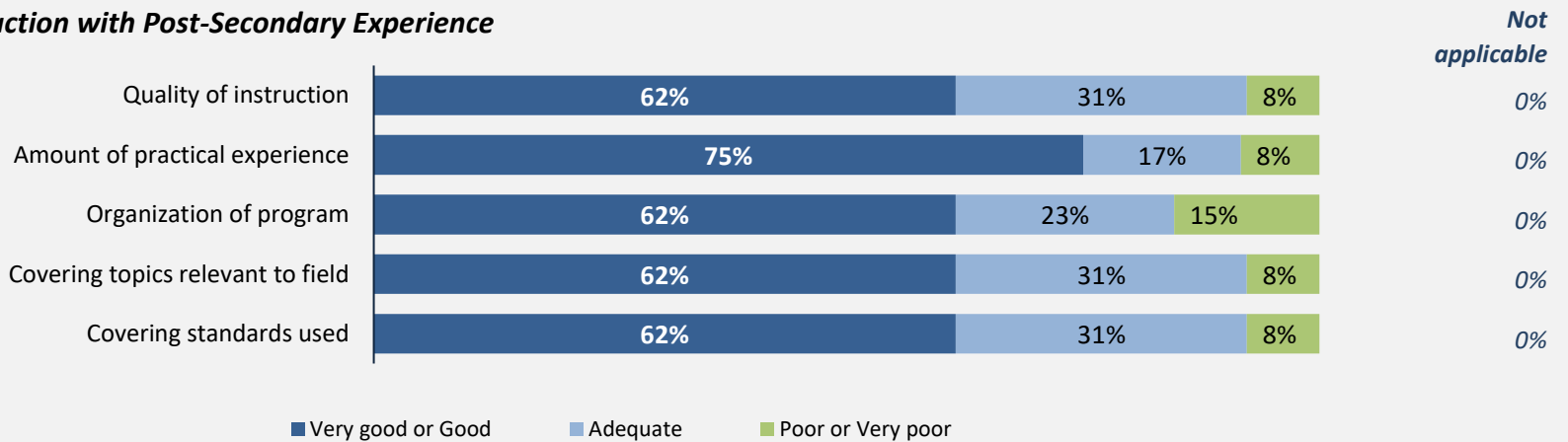
said they were very satisfied or satisfied with the education they received.

**Skill Development**



Percentages are based on those who gave a valid rating, excluding those who said Not applicable.

**Satisfaction with Post-Secondary Experience**



Percentages are based on those who gave a valid rating, excluding those who said Not applicable.