

Applied filters:


CPC: VCC: Practical Nursing;

Cohort	388
Respondents	207
Response Rate	53%

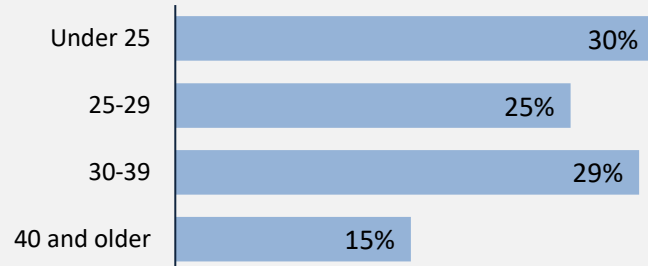
Description of Survey Respondents

Demographics

Gender



Age at the Time of the Survey



Indigenous Identity

3%

Based on domestic students only.

Median Age

27

Further Education

28%

took further studies after graduating from their program

n = 57

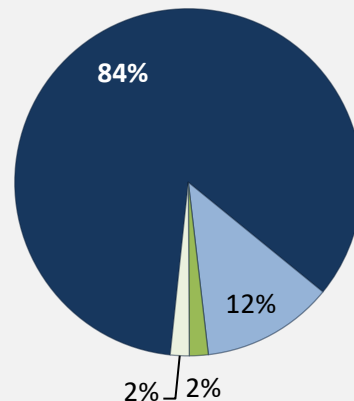
93%

of those who had taken further studies said their program prepared them well

20%

of respondents were currently studying

Further Studies Related to Program



■ Very related ■ Somewhat related
■ Not very related ■ Not at all related

Of those who took further studies at a different institution:

27%

expected transfer credit
n = 7

Of those who expected transfer credit:

100%

Received transfer credit

60%

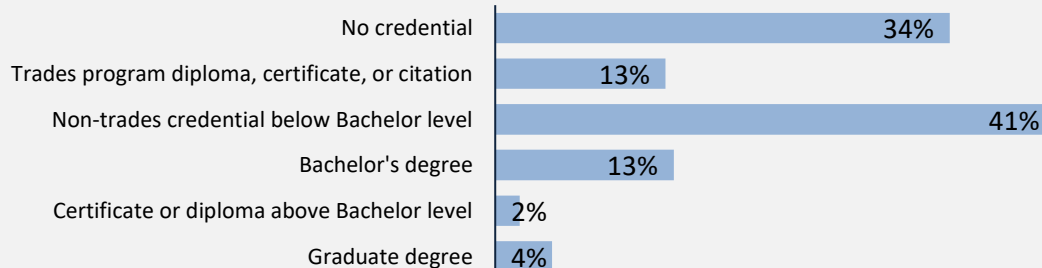
were very satisfied or satisfied with their transfer experience

Past Education

83%

of respondents had taken previous post-secondary education

n = 171



Credentials are based on those who had taken previous post-secondary education. Respondents could report more than one type of post-secondary credential.

Respondents were asked if they took ABE or ESL courses during or prior to their studies

Adult Basic Education

29%

English as a Second Language

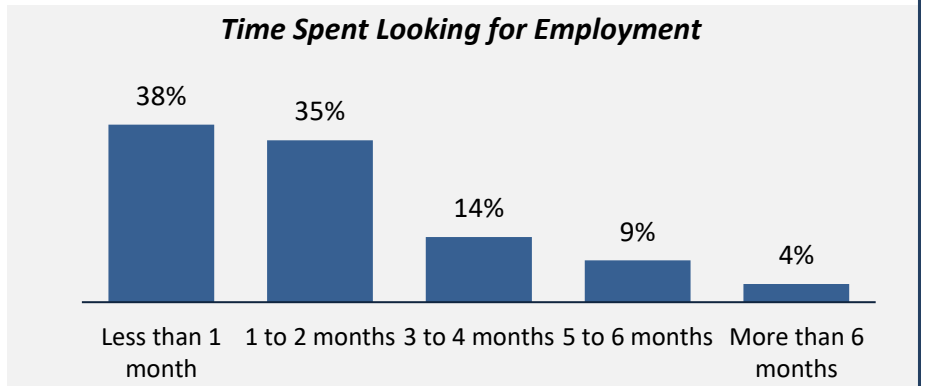
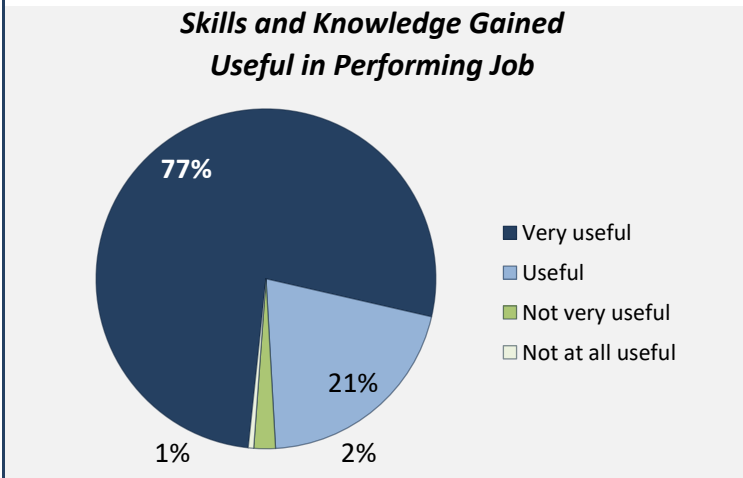
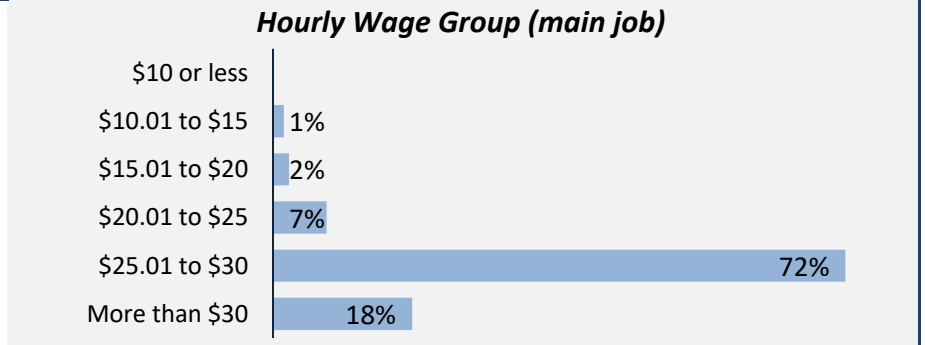
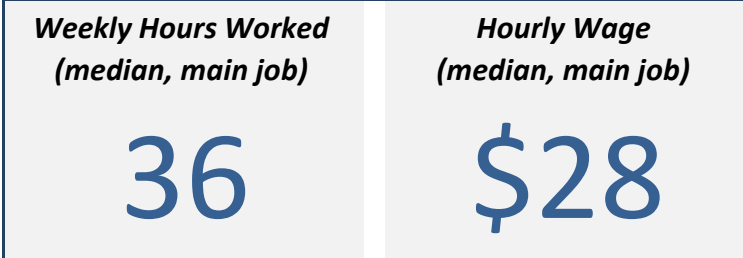
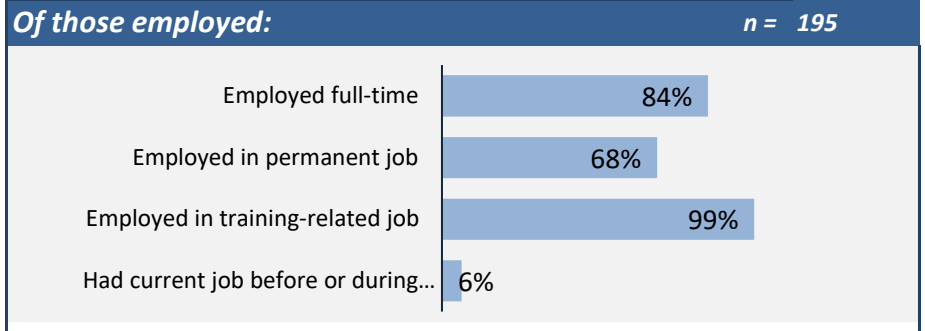
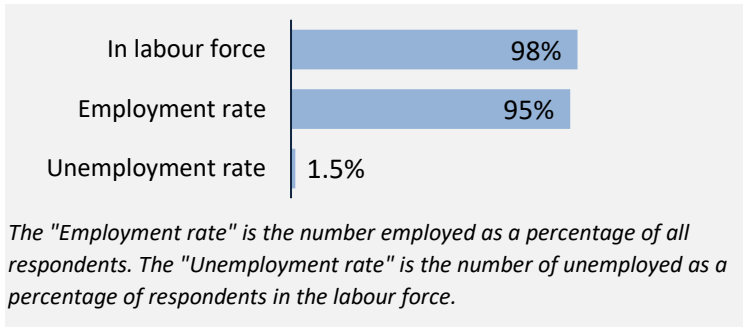
13%

Applied filters:

CPC: VCC: Practical Nursing;

Cohort 388
Respondents 207
Response Rate 53%

Employment Outcomes



Top Occupations (5-digit NOC)

	# Employed	% of those employed
32101: Licensed practical nurses	181	93%
33102: Nurse aides, orderlies and patient service associates	5	3%
XXXXX: Unclassified occupations	3	2%
33103: Pharmacy technical assistants and pharmacy assistants	1	1%
31302: Nurse practitioners	1	1%
42201: Social and community service workers	1	1%
31301: Registered nurses and registered psychiatric nurses	1	1%
12113: Statistical officers and related research support occupations	1	1%
32104: Animal health technologists and veterinary technicians	1	1%
Total of top occupations	195	100%
Total employed	195	

Applied filters:

CPC: VCC: Practical Nursing;

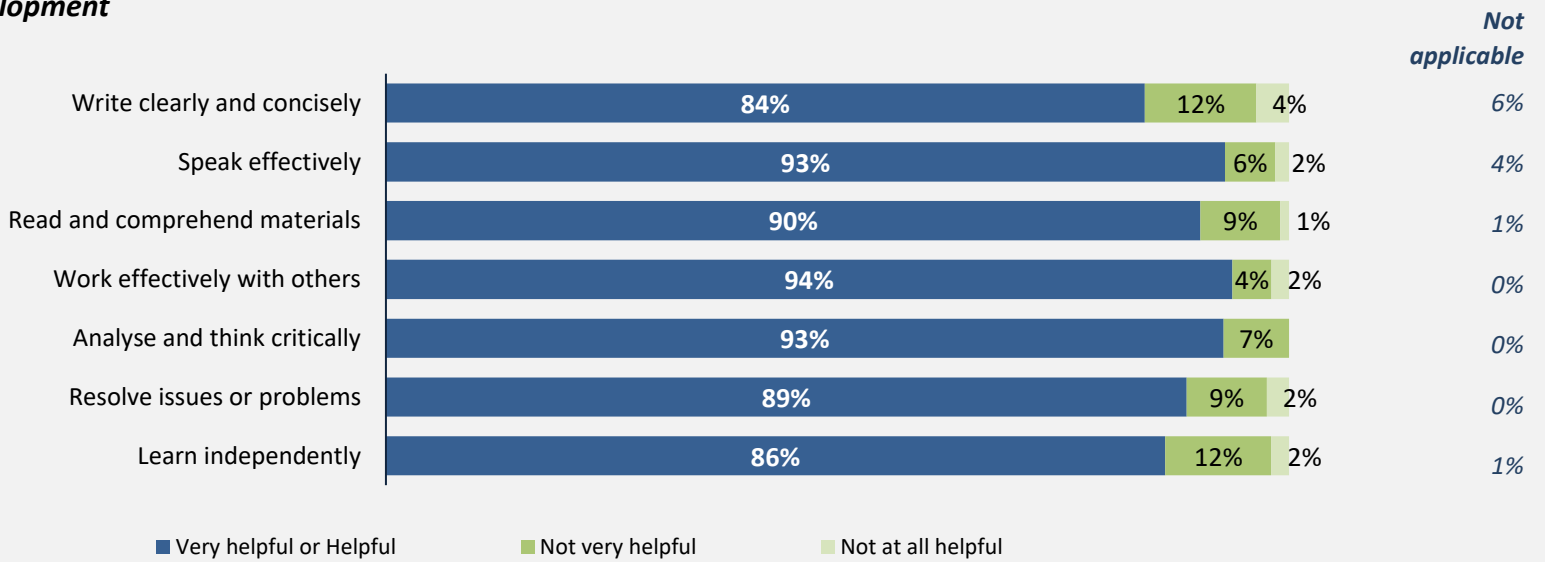
Cohort	388
Respondents	207
Response Rate	53%

Skill Development and Post-Secondary Experience

95%

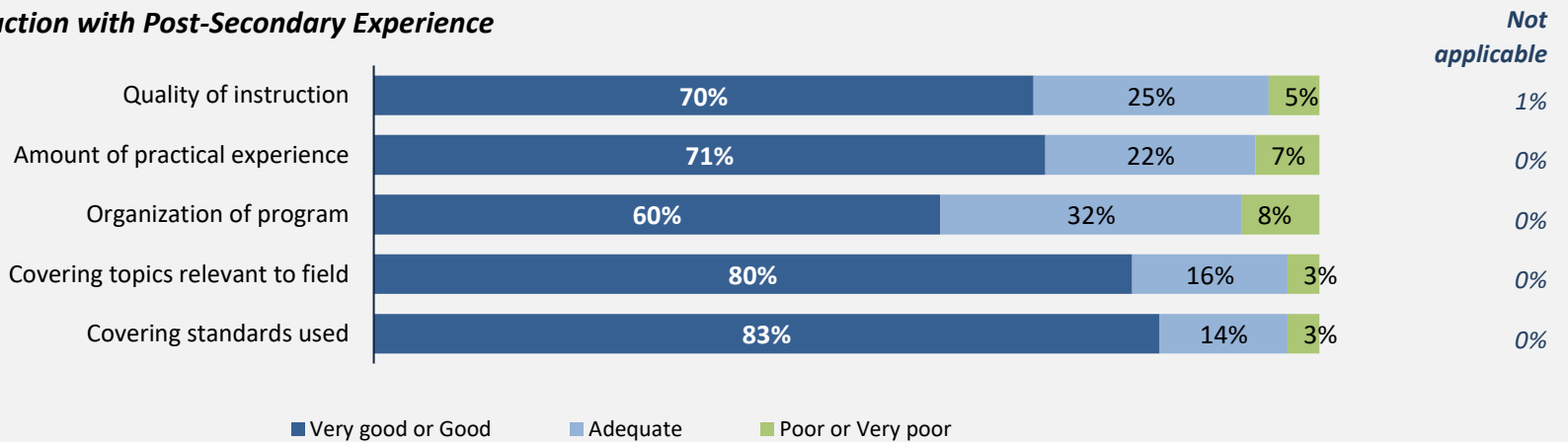
said they were very satisfied or satisfied with the education they received.

Skill Development



Percentages are based on those who gave a valid rating, excluding those who said Not applicable.

Satisfaction with Post-Secondary Experience



Percentages are based on those who gave a valid rating, excluding those who said Not applicable.