

# Summary of Survey Results: 2020-2024

Trades Training Type:  
*Progressive apprenticeship, Traditional apprenticeship, Trades foundation, and Trades-related vocational programs*

**Applied filters:**

CPC: VCC: Professional Cook 1;

Cohort	52
Respondents	32
Response Rate	62%

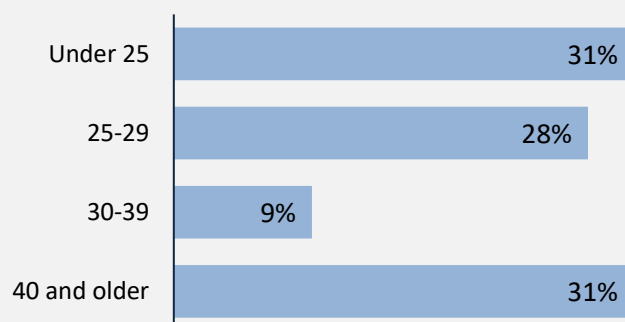
## Description of Survey Respondents

### Demographics

#### Gender



#### Age at the Time of the Survey



#### Aboriginal Identity

0%

*Based on domestic students only*

#### Median Age

27

### About the Respondents

13%

*relocated from their hometown to attend program*


13%

*took **Adult Basic Education** courses during or prior to their trades training program*

25%

*took **English as a Second Language** courses during or prior to their trades training program*

### Region respondents were living in at the time of the survey



# Summary of Survey Results: 2020-2024

Trades Training Type:

*Progressive apprenticeship, Traditional apprenticeship, Trades foundation, and Trades-related vocational programs*

**Applied filters:**

CPC: VCC: Professional Cook 1;

Cohort	52
Respondents	32
Response Rate	62%

## Employment Outcomes

*In the labour force*

85%

*Employment rate*

67%

*Unemployment rate*


21.7%

The "Employment rate" is the number employed as a percentage of all respondents.

The "Unemployment rate" is the number of unemployed as a percentage of respondents in the labour force.

### Of those employed:

n = 18



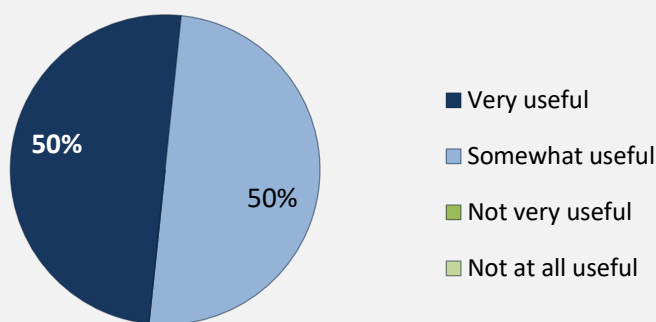
**Hourly Wage**  
*(median, main job)*

\$18

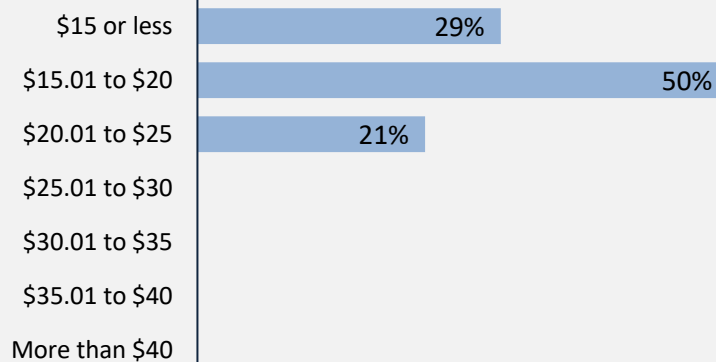
**Hours Worked**  
*(median, main job)*

35

### Skills and Knowledge Gained Useful in Performing Job



### Hourly Wage Group (main job)



### Top Occupations (5-digit NOC)

	# employed	% of those employed
63200: Cooks	13	72%
65201: Food counter attendants, kitchen helpers and related support occupations	2	11%
XXXXX: Unclassified occupations	1	6%
63202: Bakers	1	6%
64100: Retail salespersons and visual merchandisers	1	6%

Total of top occupations	18	100%
Total employed	18	

# Summary of Survey Results: 2020-2024

Trades Training Type:

*Progressive apprenticeship, Traditional apprenticeship, Trades foundation, and Trades-related vocational programs*

**Applied filters:**

CPC: VCC: Professional Cook 1;

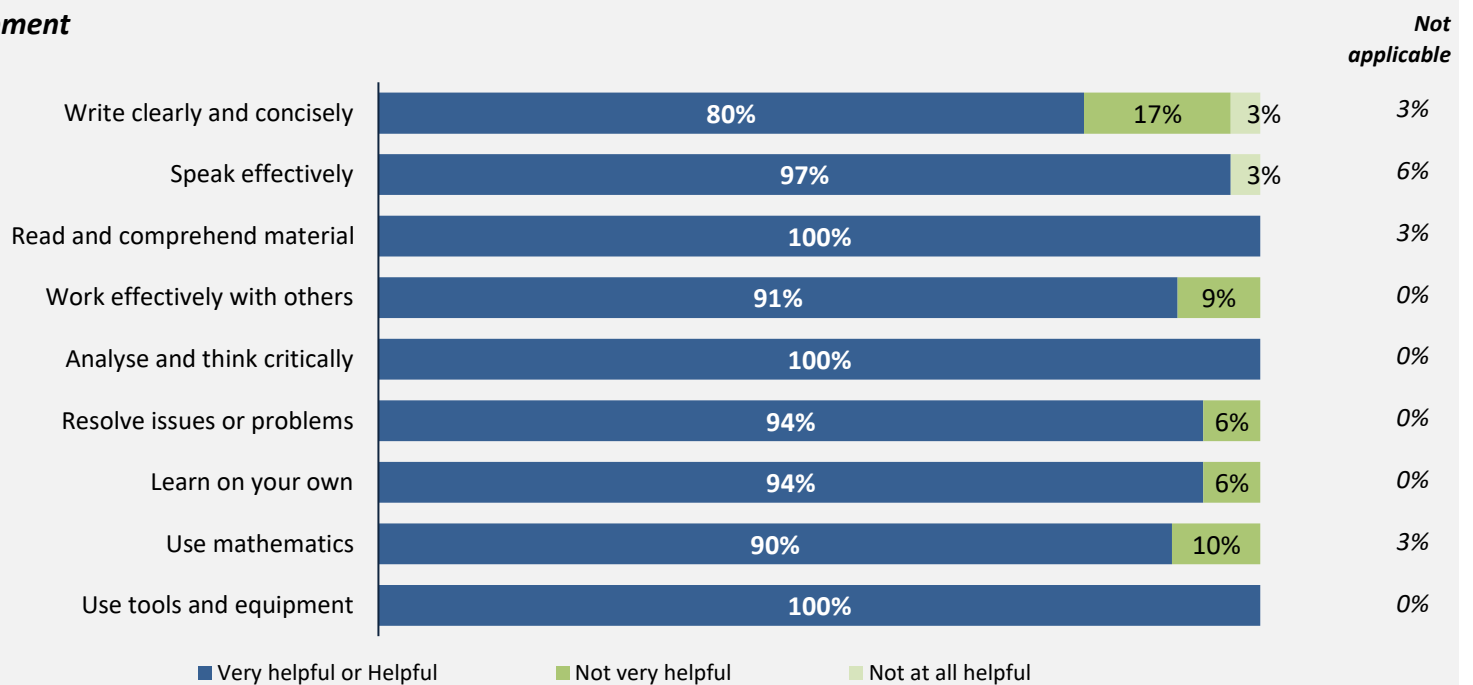
Cohort	52
Respondents	32
Response Rate	62%

## Skill Development and Post-Secondary Experience

# 94%

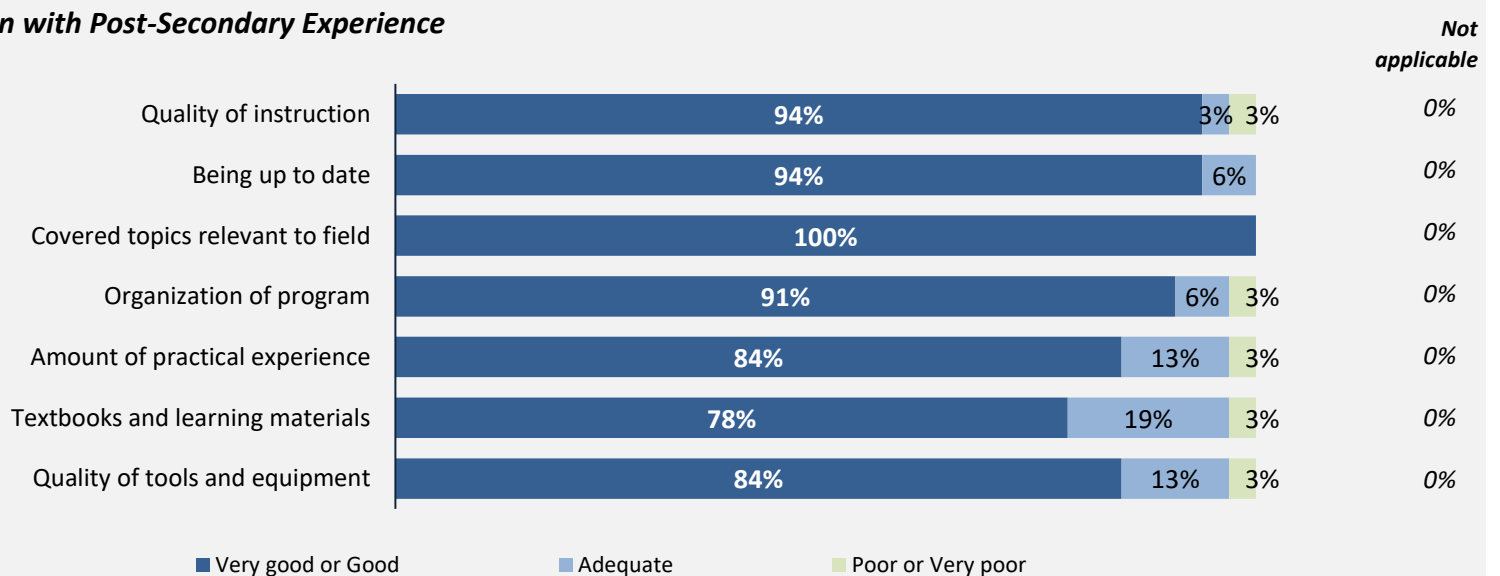
said they were very satisfied or satisfied with the education they received.

### Skill Development



Percentages are based on those who gave a valid rating, excluding those who said not applicable.

### Satisfaction with Post-Secondary Experience



Percentages are based on those who gave a valid rating, excluding those who said not applicable.

# Summary of Survey Results: 2020-2024

Trades Training Type:

*Progressive apprenticeship, Traditional apprenticeship*


**Applied filters:**

CPC: VCC: Professional Cook 1;

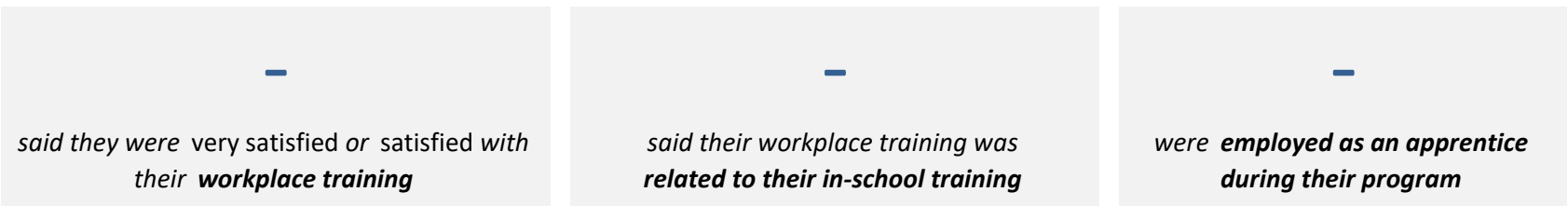
Cohort	-
Respondents	-
Response Rate	0%

## Apprenticeship programs

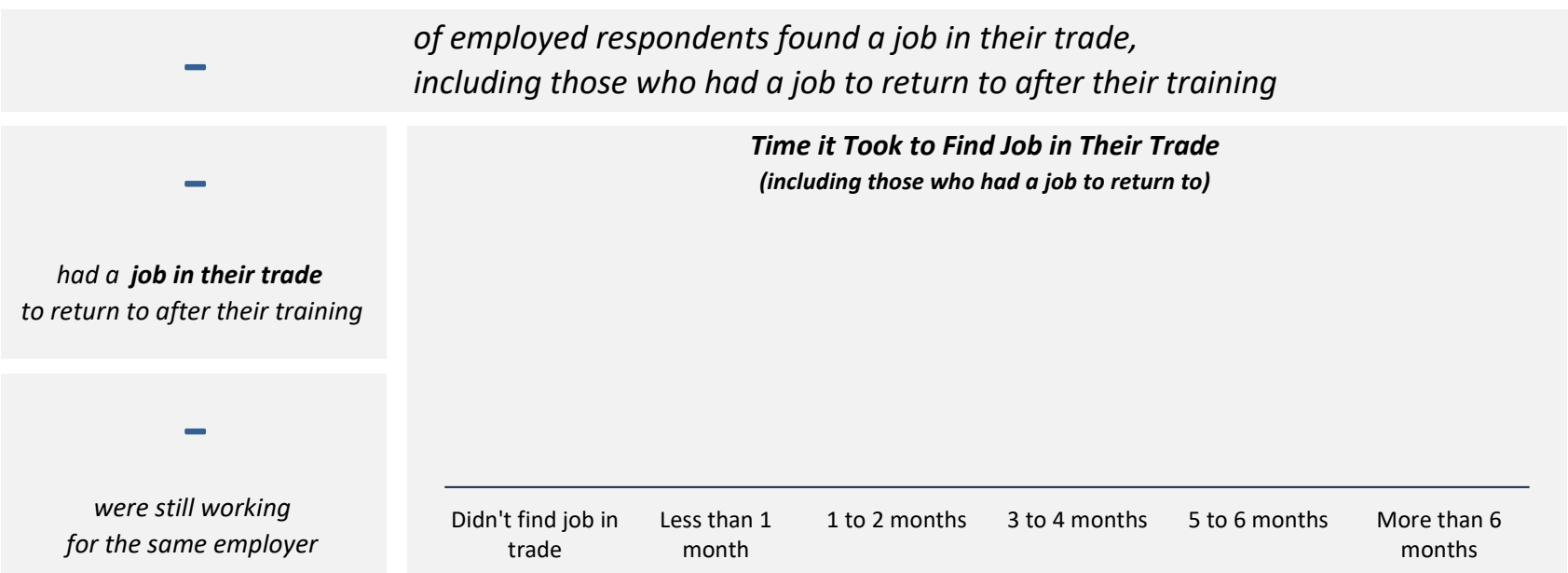
### In-School Experiences



### Workplace Experiences



### Employment After Leaving School



# Summary of Survey Results: 2020-2024

Trades Training Type:

Trades foundation, Trades-related vocational programs

**Applied filters:**

CPC: VCC: Professional Cook 1;

Cohort	52
Respondents	32
Response Rate	62%

## Trades foundation & Trades-related vocational programs

### Employment After Leaving School

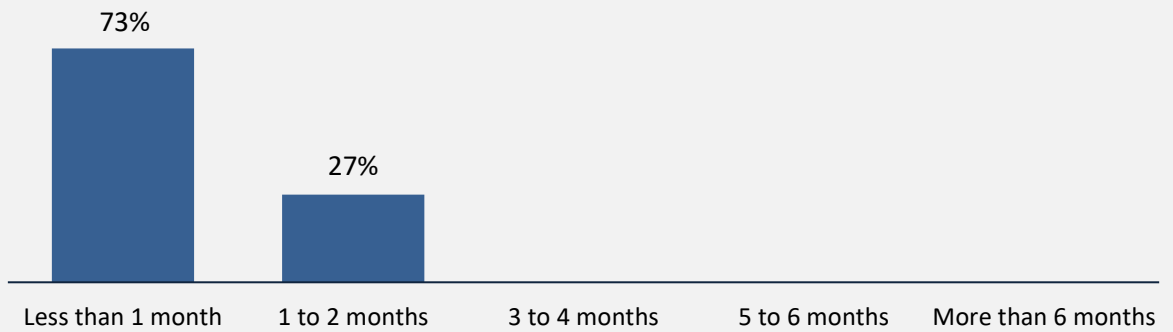
**29%**

had the same job before or while they were attending school

**92%**

said their education was useful in getting their job

**Time spent looking for employment**



Excludes employed respondents who said they had the same job while attending their program

n= 11

### Other Education

Trades-related vocational respondents only, results are shown for the education they took before and after their program.

\*Not asked in 2024

—

took further studies after completing their program

n = -

—

of those who had taken further studies said their program prepared them well

—

of respondents were currently studying

n = -

### Further studies related to program

- Very related
- Somewhat related
- Not very related
- Not at all related

### Of those who took further studies at a different institution:

—

expected transfer credit\*

n = -

### Of those who expected transfer credit:

—

received transfer credit\*

—

were very satisfied or satisfied with their transfer experience\*

# Summary of Survey Results: 2020-2024

Trades Training Type:

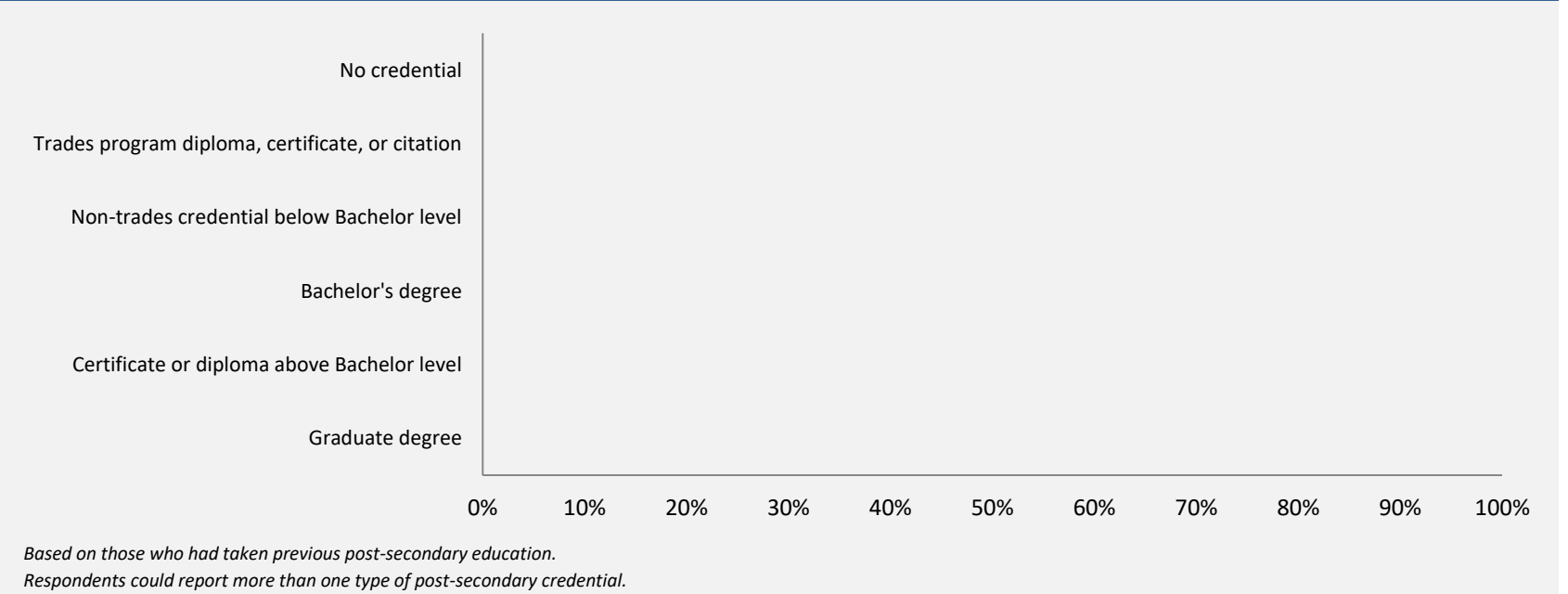
*Trades foundation, Trades-related vocational programs*

**Applied filters:**

CPC: VCC: Professional Cook 1;

<b>Cohort</b>	<b>52</b>
<b>Respondents</b>	<b>32</b>
<b>Response Rate</b>	<b>62%</b>

**had taken *previous* post-secondary education** n = -



**Transition to Apprenticeship** n = 32  
*The following results are for Trades foundation respondents only.*

**56%**  
*of Trades foundation respondents tried to get employment as an apprentice after they left their program*

**94%**  
*of those who tried to get employment as an apprentice were successful*

