

# Summary of Survey Results: 2020-2024

Trades Training Type:

*Progressive apprenticeship, Traditional apprenticeship, Trades foundation, and Trades-related vocational programs*

**Applied filters:**


CPC: VCC: Professional Cook 1 ITA Youth;

Cohort	154
Respondents	72
Response Rate	47%


## Description of Survey Respondents

### Demographics

#### Gender



#### Age at the Time of the Survey



#### Aboriginal Identity

17%

*Based on domestic students only*

#### Median Age

19

### About the Respondents

7%

*relocated from their hometown to attend program*


7%

*took **Adult Basic Education** courses during or prior to their trades training program*

3%

*took **English as a Second Language** courses during or prior to their trades training program*

### Region respondents were living in at the time of the survey



# Summary of Survey Results: 2020-2024

Trades Training Type:

*Progressive apprenticeship, Traditional apprenticeship, Trades foundation, and Trades-related vocational programs*

**Applied filters:**

CPC: VCC: Professional Cook 1 ITA Youth;

Cohort	154
Respondents	72
Response Rate	47%

## Employment Outcomes

*In the labour force*

87%

*Employment rate*

71%

*Unemployment rate*


16.7%

The "Employment rate" is the number employed as a percentage of all respondents.

The "Unemployment rate" is the number of unemployed as a percentage of respondents in the labour force.

**Of those employed:**

n = 50



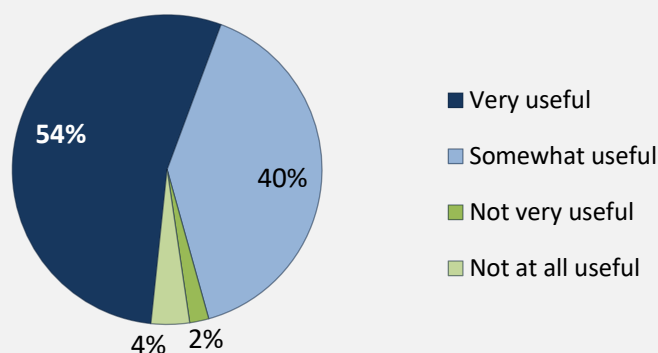
**Hourly Wage**  
*(median, main job)*

\$17

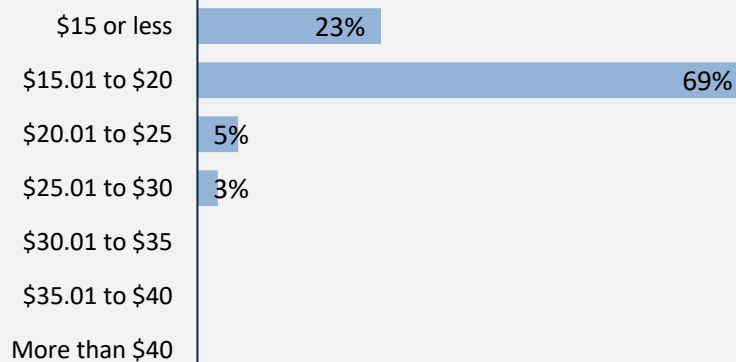
**Hours Worked**  
*(median, main job)*

30

**Skills and Knowledge Gained**  
*Useful in Performing Job*



**Hourly Wage Group (main job)**



**Top Occupations (5-digit NOC)**

Occupation	# employed	% of those employed
63200: Cooks	33	66%
65201: Food counter attendants, kitchen helpers and related support occupations	5	10%
62200: Chefs	3	6%
XXXXX: Unclassified occupations	3	6%
64100: Retail salespersons and visual merchandisers	2	4%
63202: Bakers	1	2%
94203: Assemblers, fabricators and inspectors, industrial electrical motors and transformers	1	2%
22221: User support technicians	1	2%
75101: Material handlers	1	2%
<b>Total of top occupations</b>	<b>50</b>	<b>100%</b>
<b>Total employed</b>	<b>50</b>	

# Summary of Survey Results: 2020-2024

Trades Training Type:

*Progressive apprenticeship, Traditional apprenticeship, Trades foundation, and Trades-related vocational programs*

**Applied filters:**

CPC: VCC: Professional Cook 1 ITA Youth;

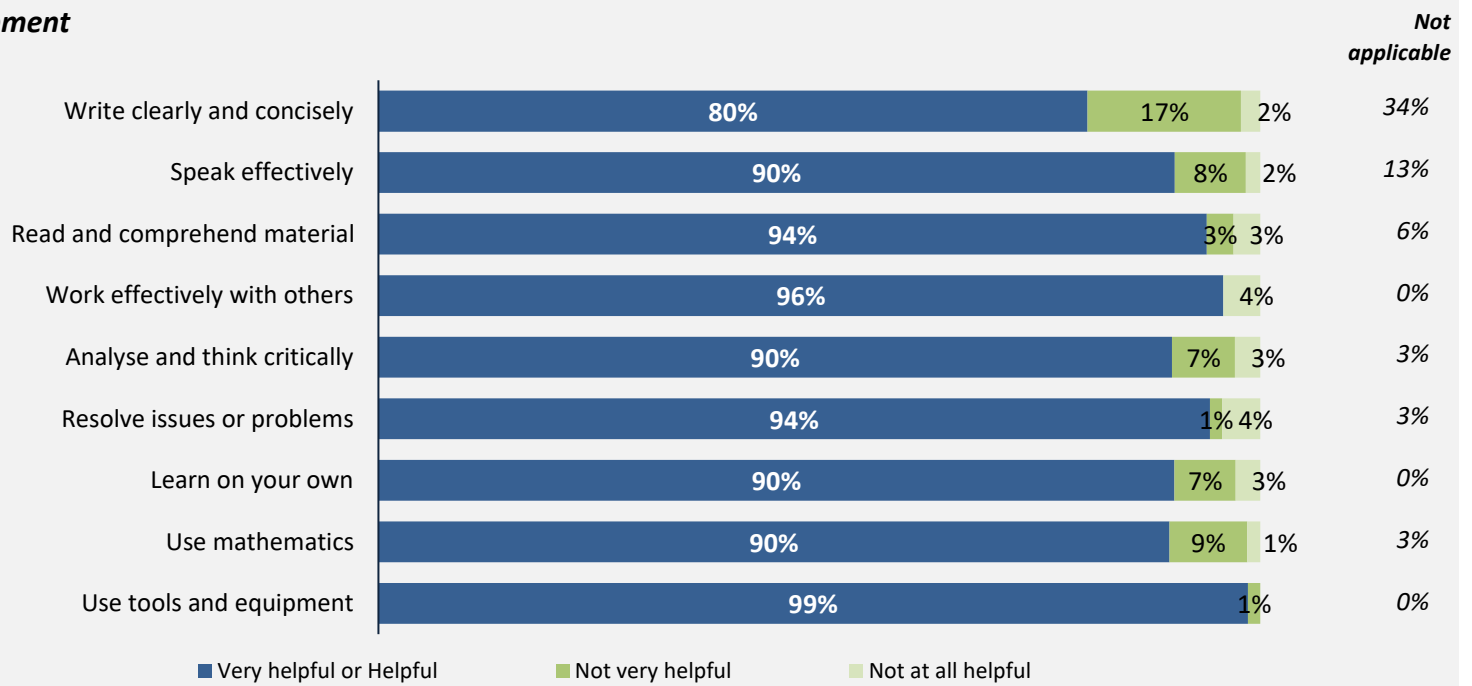
Cohort	154
Respondents	72
Response Rate	47%

## Skill Development and Post-Secondary Experience

# 92%

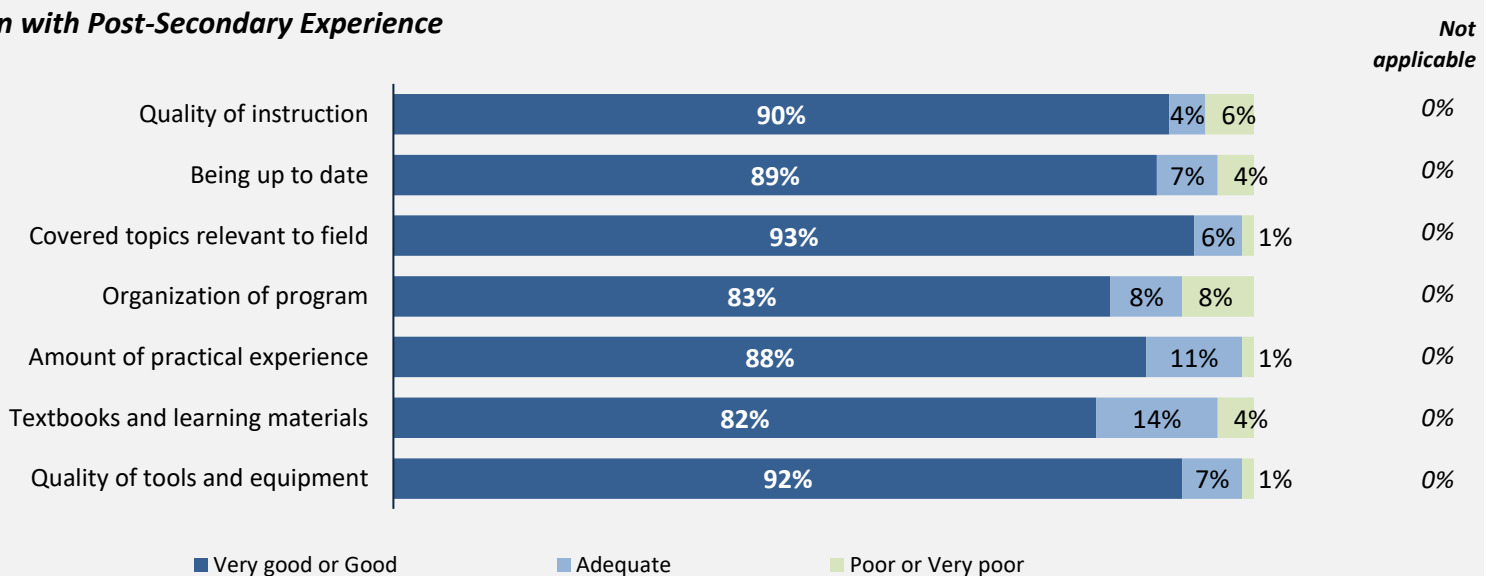
said they were very satisfied or satisfied with the education they received.

### Skill Development



Percentages are based on those who gave a valid rating, excluding those who said not applicable.

### Satisfaction with Post-Secondary Experience



Percentages are based on those who gave a valid rating, excluding those who said not applicable.

# Summary of Survey Results: 2020-2024

Trades Training Type:

*Progressive apprenticeship, Traditional apprenticeship*


**Applied filters:**

CPC: VCC: Professional Cook 1 ITA Youth;

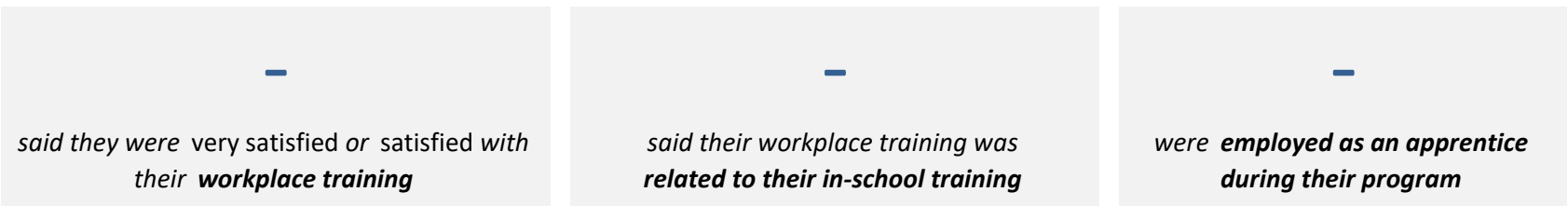
Cohort -  
Respondents -  
Response Rate 0%

## Apprenticeship programs

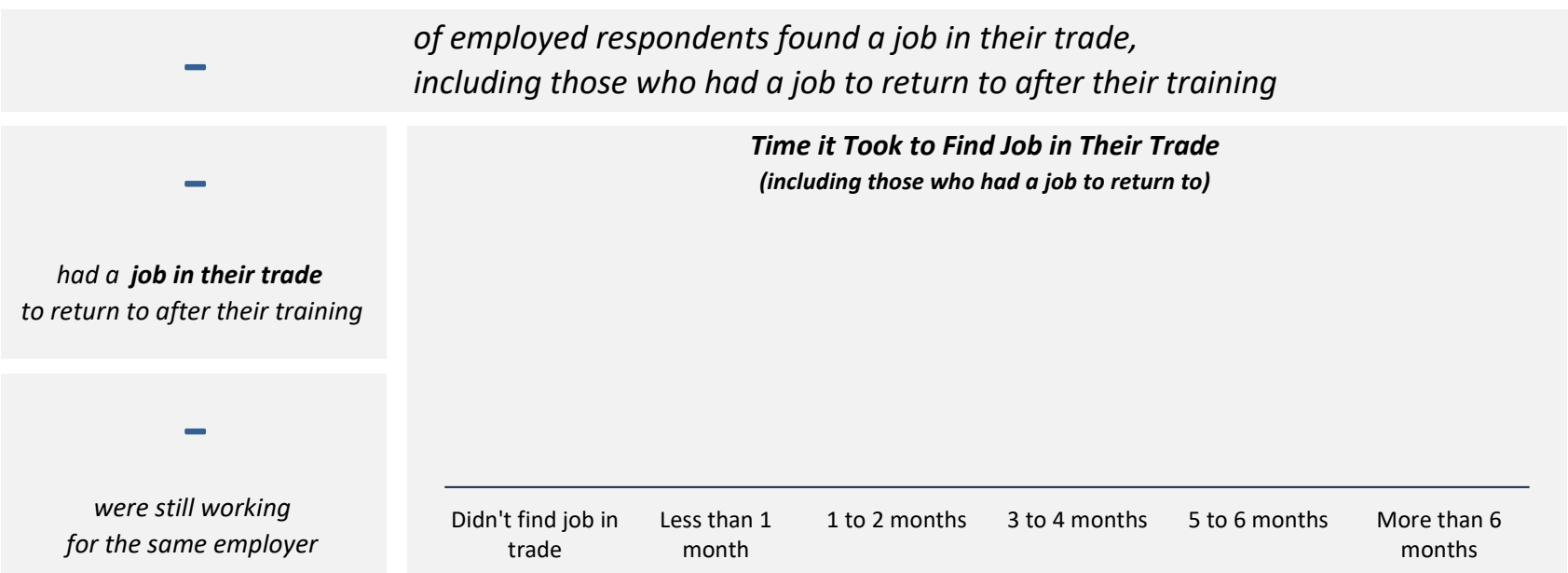
### In-School Experiences



### Workplace Experiences



### Employment After Leaving School



# Summary of Survey Results: 2020-2024

Trades Training Type:

*Trades foundation, Trades-related vocational programs*

**Applied filters:**

CPC: VCC: Professional Cook 1 ITA Youth;

<b>Cohort</b>	<b>154</b>
<b>Respondents</b>	<b>72</b>
<b>Response Rate</b>	<b>47%</b>

## Trades foundation & Trades-related vocational programs

### Employment After Leaving School

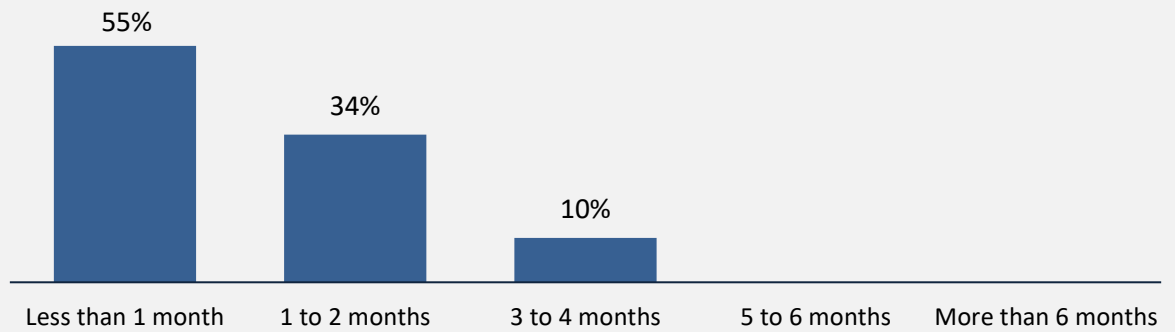
**38%**

*had the same job before or while they were attending school*

**90%**

*said their education was useful in getting their job*

**Time spent looking for employment**



*Excludes employed respondents who said they had the same job while attending their program*

n= 29

### Other Education

*Trades-related vocational respondents only, results are shown for the education they took before and after their program.*

*\*Not asked in 2024*

—

*took further studies after completing their program*

n = -

—

*of those who had taken further studies said their program prepared them well*

—

*of respondents were currently studying*

n = -

### Further studies related to program

- Very related
- Somewhat related
- Not very related
- Not at all related

### Of those who took further studies at a different institution:

—

*expected transfer credit\**

n = -

### Of those who expected transfer credit:

—

*received transfer credit\**

—

*were very satisfied or satisfied with their transfer experience\**

# Summary of Survey Results: 2020-2024

Trades Training Type:

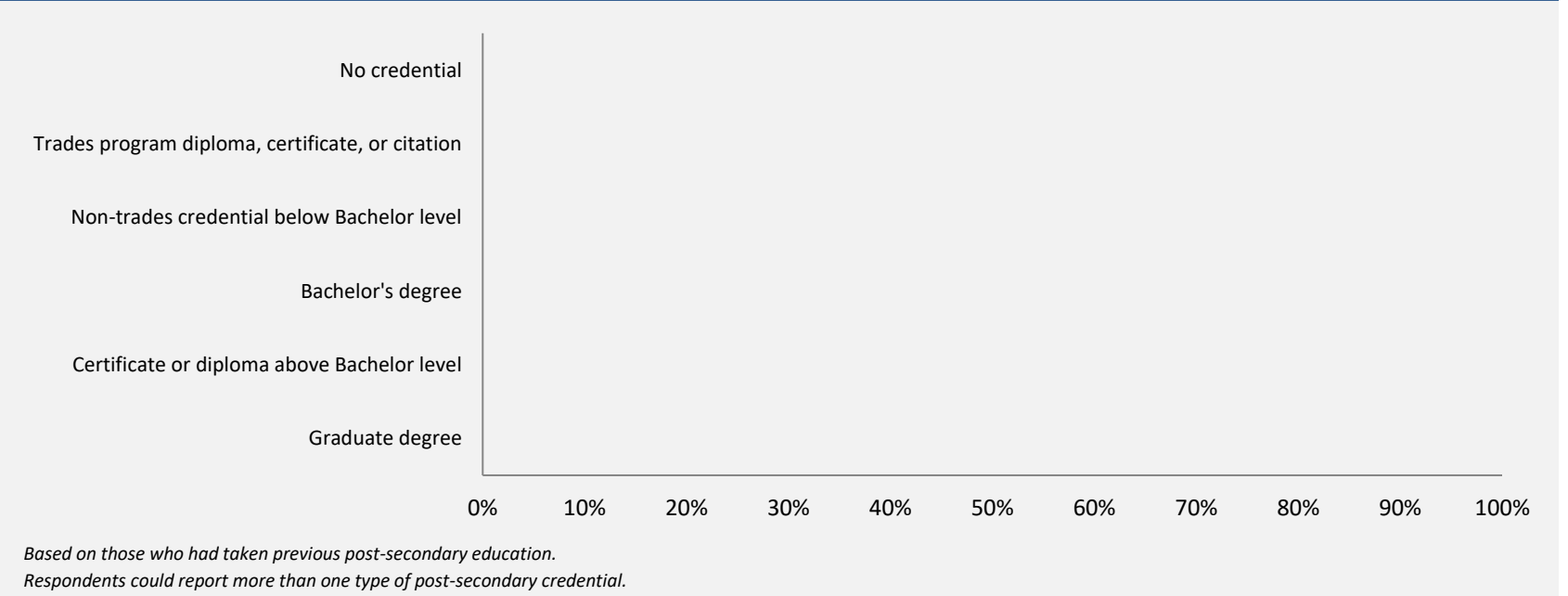
*Trades foundation, Trades-related vocational programs*

**Applied filters:**

CPC: VCC: Professional Cook 1 ITA Youth;

<b>Cohort</b>	<b>154</b>
<b>Respondents</b>	<b>72</b>
<b>Response Rate</b>	<b>47%</b>

**had taken *previous* post-secondary education** n = -



**Transition to Apprenticeship** n = 66  
*The following results are for Trades foundation respondents only.*

**68%**  
*of Trades foundation respondents tried to get employment as an apprentice after they left their program*

**72%**  
*of those who tried to get employment as an apprentice were successful*

