

Applied filters:
CPC: VCC: Renal Dialysis;

Cohort

21

Respondents

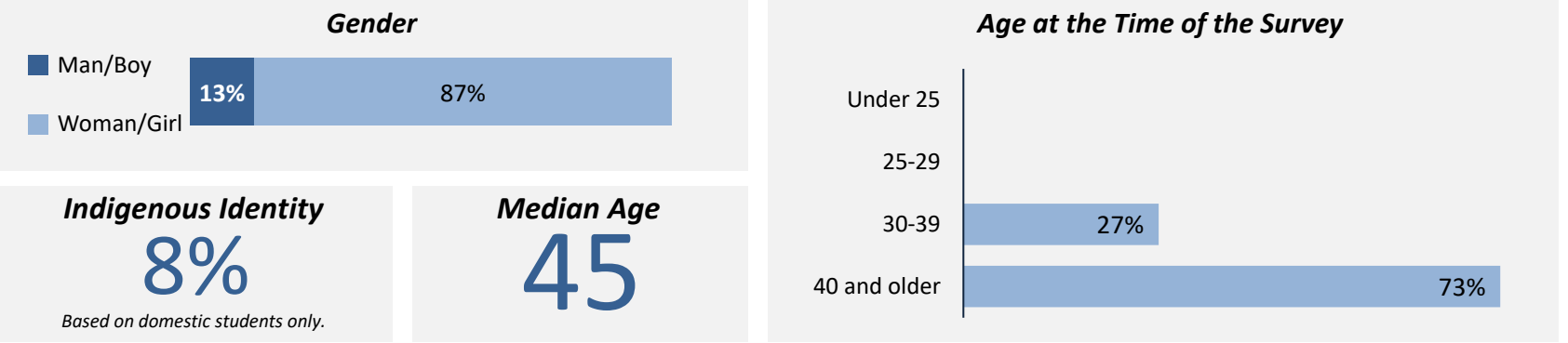
15

Response Rate

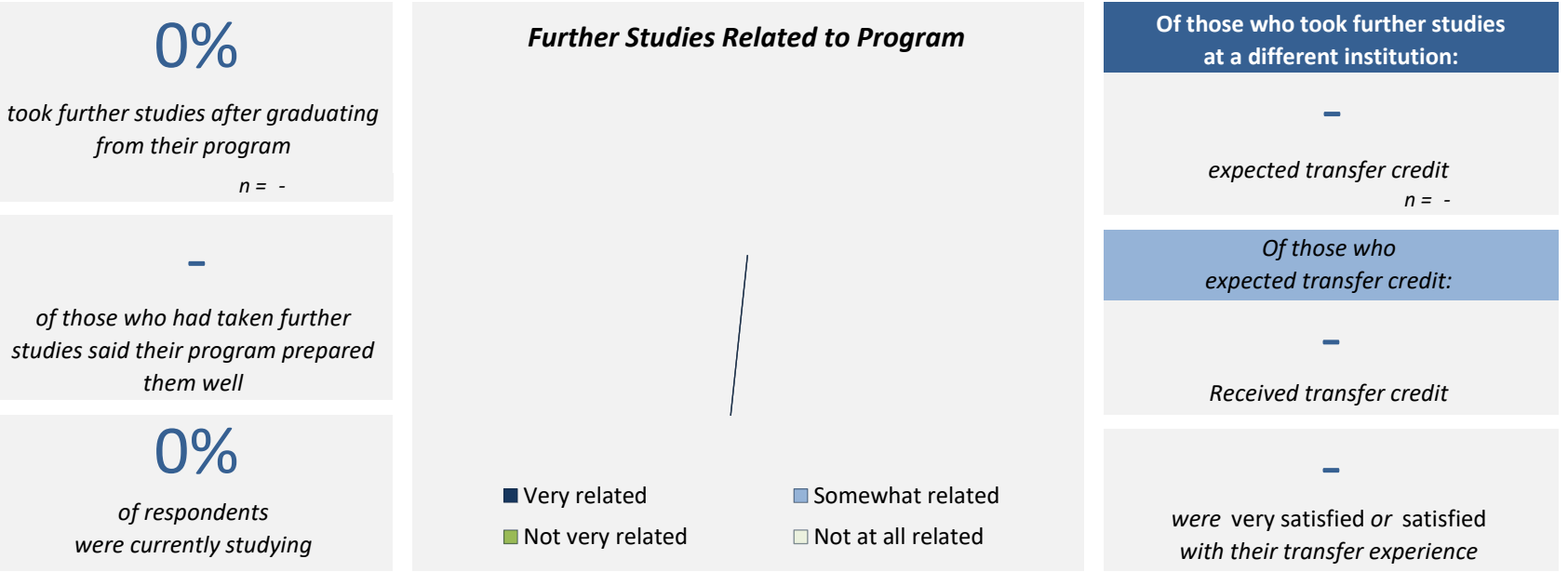
71%

Description of Survey Respondents

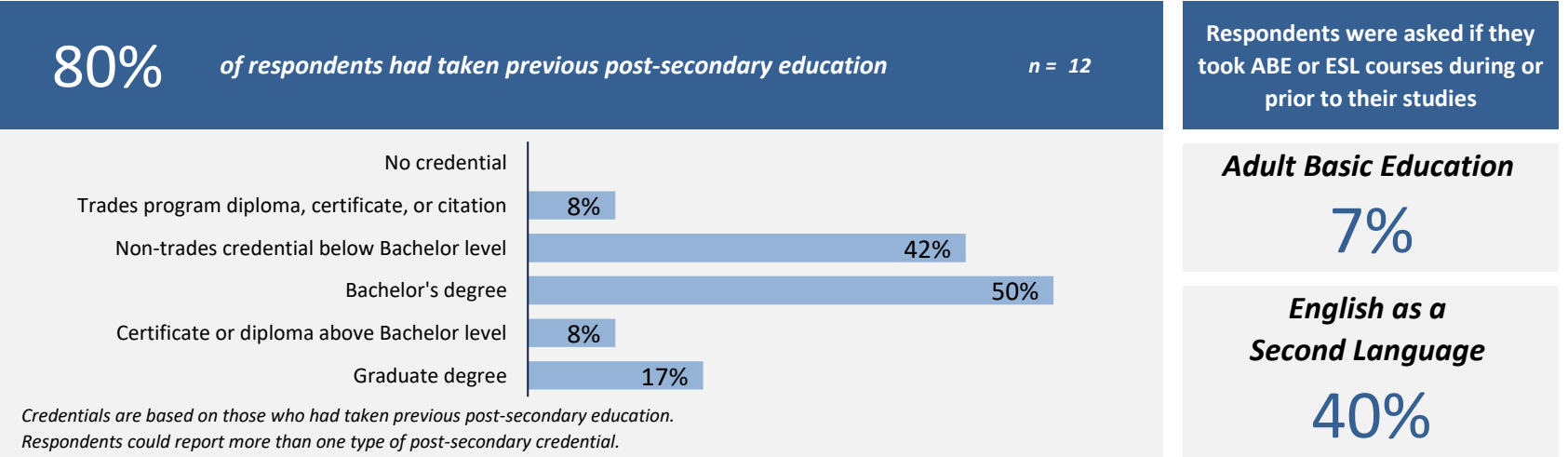
Demographics



Further Education



Past Education



Cohort	21
Respondents	15
Response Rate	71%

Employment Statistics

Category	Percentage
In labour force	93%
Employment rate	87%
Unemployment rate	7.1%

The "Employment rate" is the number employed as a percentage of all respondents. The "Unemployment rate" is the number of unemployed as a percentage of respondents in the labour force.

Of those employed: n = 13

Category	Percentage
Employed full-time	70%
Employed in permanent job	70%
Employed in training-related job	77%
Had current job before or during...	31%

30

\$25

\$10 or less	
\$10.01 to \$15	
\$15.01 to \$20	13%
\$20.01 to \$25	13%
\$25.01 to \$30	75%
More than \$30	

Perceived Usefulness	Percentage
Very useful	67%
Useful	8%
Not very useful	25%
Not at all useful	0%

Time to find a job	Percentage
Less than 1 month	78%
1 to 2 months	11%
3 to 4 months	11%
5 to 6 months	0%
More than 6 months	0%

	# Employed	% of those employed
33101: Medical laboratory assistants and related technical occupations	9	69%
33109: Other assisting occupations in support of health services	2	15%
44101: Home support workers, caregivers and related occupations	1	8%
33102: Nurse aides, orderlies and patient service associates	1	8%
Total of top occupations	13	100%
Total employed	13	

Applied filters:

CPC: VCC: Renal Dialysis;

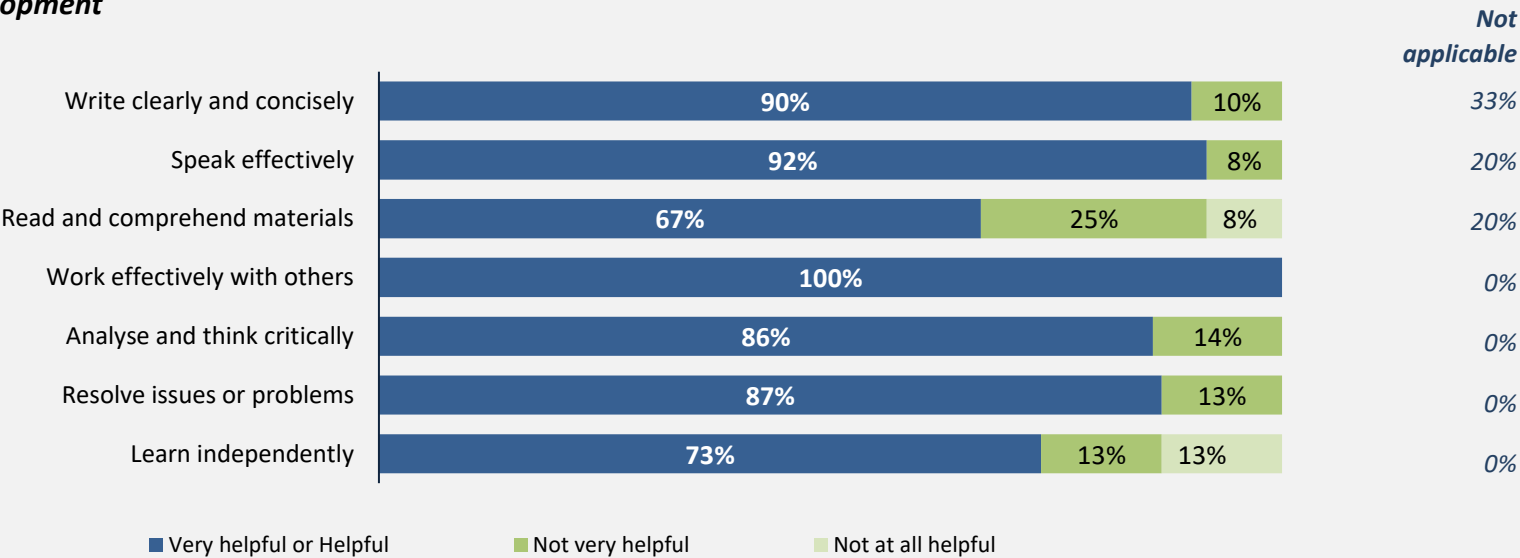
Cohort	21
Respondents	15
Response Rate	71%

Skill Development and Post-Secondary Experience

93%

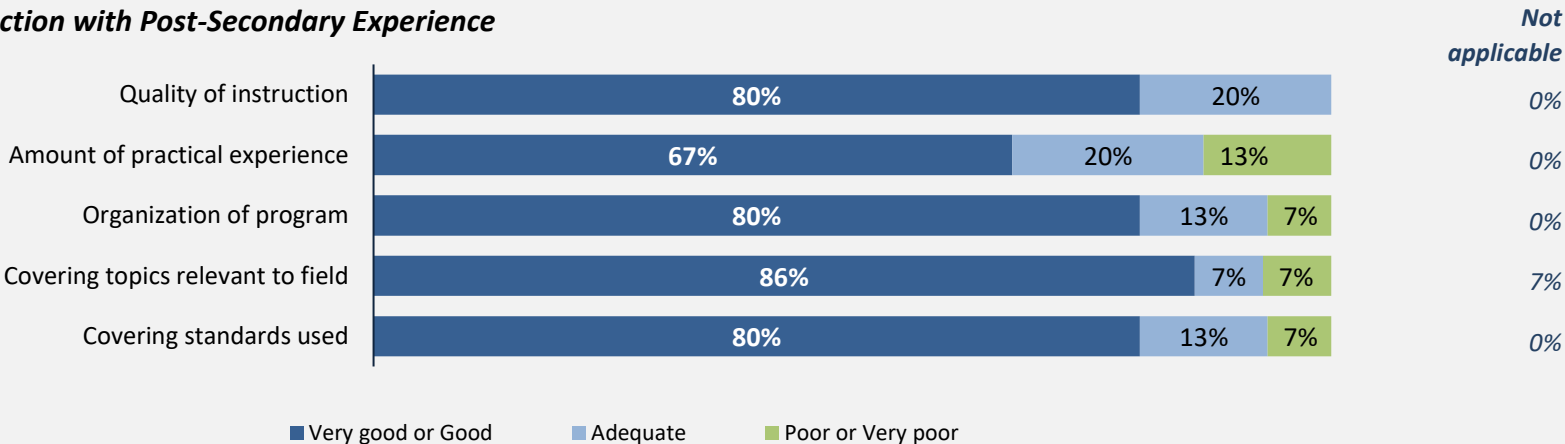
said they were very satisfied or satisfied with the education they received.

Skill Development



Percentages are based on those who gave a valid rating, excluding those who said Not applicable.

Satisfaction with Post-Secondary Experience



Percentages are based on those who gave a valid rating, excluding those who said Not applicable.