

Diploma, Associate Degree, and Certificate Student Outcomes

Summary of Survey Results: 2021 to 2025



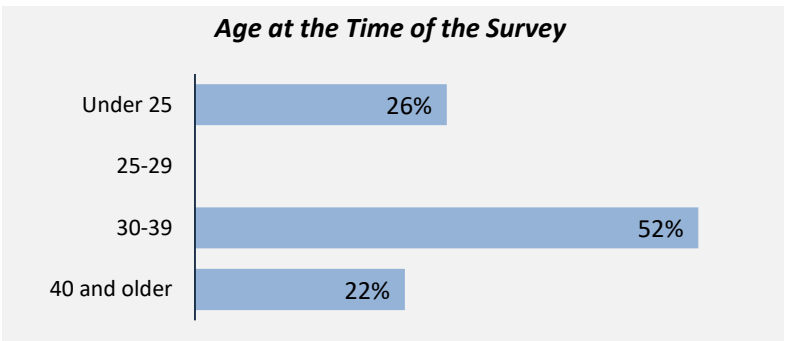
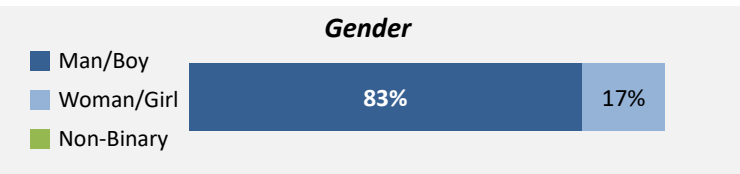
Applied filters:

CPC: VCC: Steel Construction Model Technician;

Cohort	39
Respondents	23
Response Rate	59%

Description of Survey Respondents

Demographics



Indigenous Identity

-

Based on domestic students only.

Median Age

33

Further Education

40%

took further studies after graduating from their program

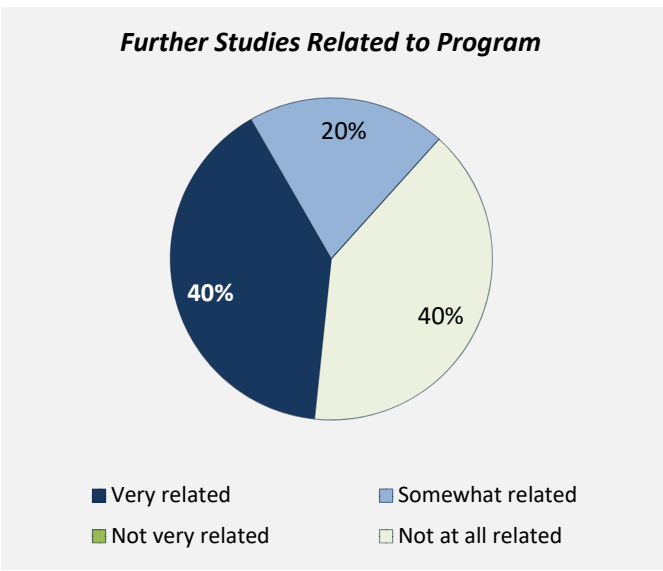
n = 8

75%

of those who had taken further studies said their program prepared them well

26%

of respondents were currently studying



Of those who took further studies at a different institution:

0%

expected transfer credit

n = 0

Of those who expected transfer credit:

-

Received transfer credit

-

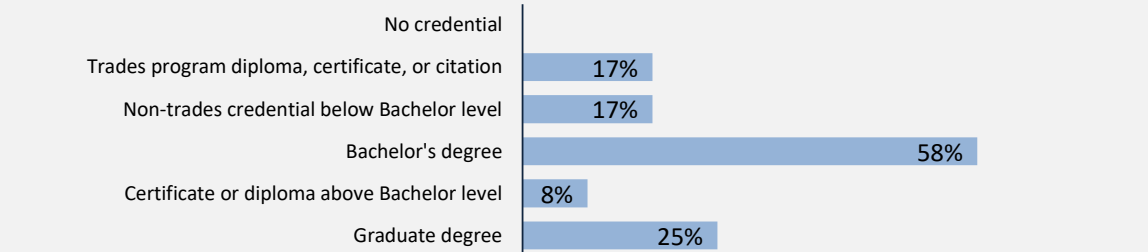
were very satisfied or satisfied with their transfer experience

Past Education

71% of respondents had taken previous post-secondary education

n = 12

Respondents were asked if they took ABE or ESL courses during or prior to their studies



Credentials are based on those who had taken previous post-secondary education. Respondents could report more than one type of post-secondary credential.

Adult Basic Education

4%

English as a Second Language

9%

	# Employed	% of those employed
22212: Drafting technologists and technicians	12	71%
64410: Security guards and related security service occupations	1	6%
52121: Interior designers and interior decorators	1	6%
65311: Specialized cleaners	1	6%
13110: Administrative assistants	1	6%
22300: Civil engineering technologists and technicians	1	6%
Total of top occupations	17	100%
Total employed	17	

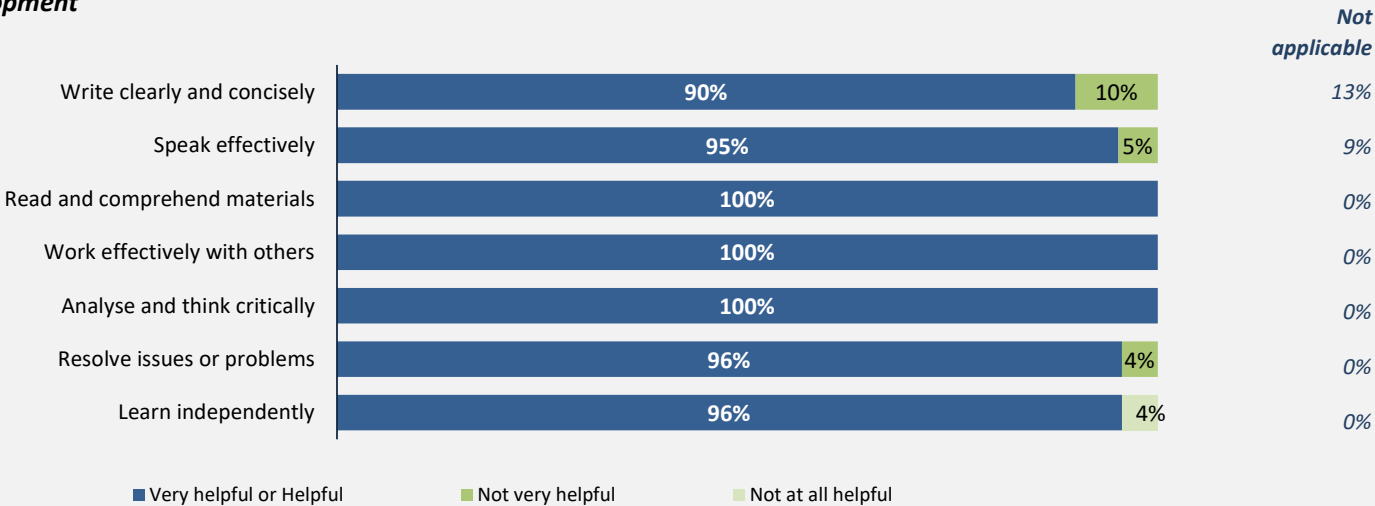
Applied filters:  
CPC: VCC: Steel Construction Model Technician;

Cohort	39
Respondents	23
Response Rate	59%

Skill Development and Post-Secondary Experience

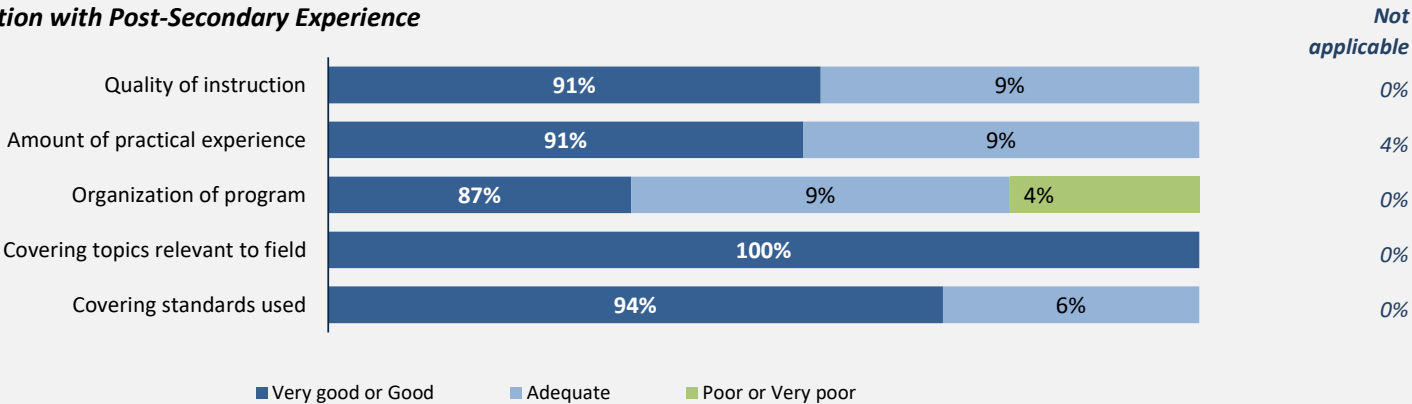
96% said they were very satisfied or satisfied with the education they received.

Skill Development



Percentages are based on those who gave a valid rating, excluding those who said Not applicable.

Satisfaction with Post-Secondary Experience



Percentages are based on those who gave a valid rating, excluding those who said Not applicable.