

Diploma, Associate Degree, and Certificate Student Outcomes  
Summary of Survey Results: 2021 to 2025



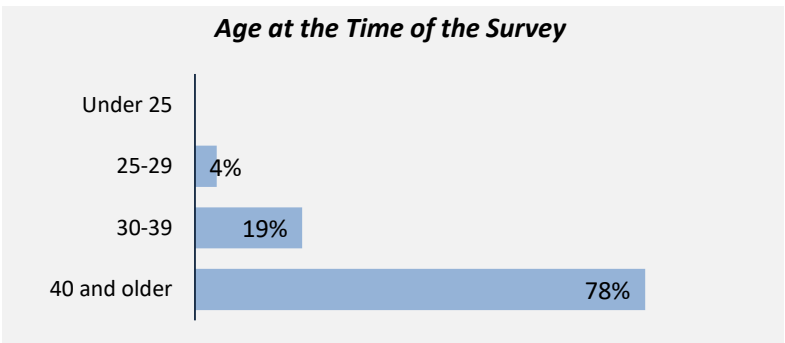
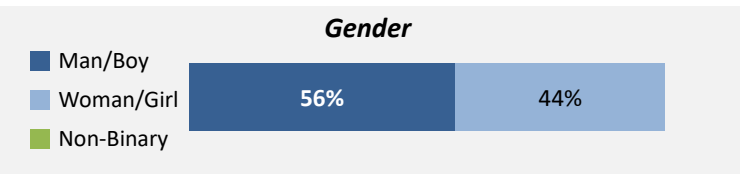
Applied filters:

CPC: VCC: Trades Instructor;

Cohort	37
Respondents	27
Response Rate	73%

Description of Survey Respondents

Demographics



**Indigenous Identity**

—

Based on domestic students only.

**Median Age**

46

Further Education

**48%**

took further studies after graduating from their program

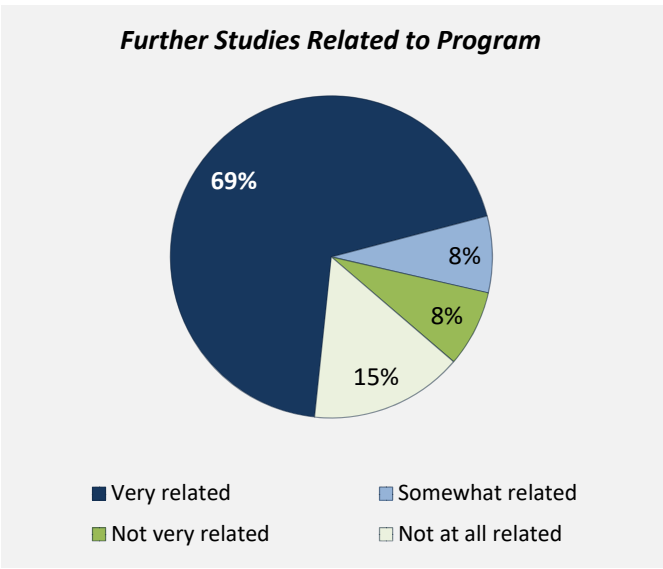
n = 13

**100%**

of those who had taken further studies said their program prepared them well

**30%**

of respondents were currently studying



Of those who took further studies at a different institution:

**0%**

expected transfer credit

n = 0

Of those who expected transfer credit:

—

Received transfer credit

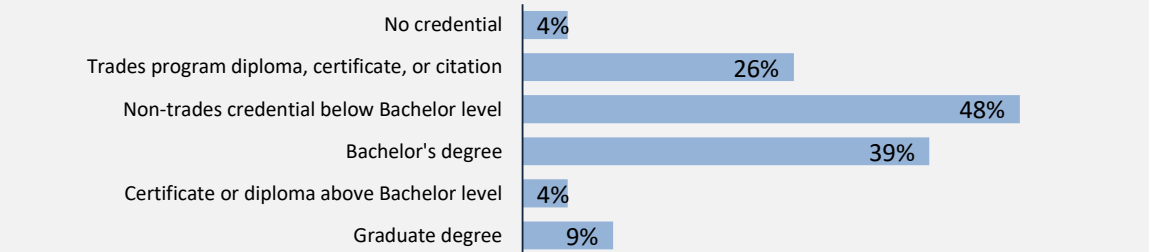
—

were very satisfied or satisfied with their transfer experience

Past Education

**85%** of respondents had taken previous post-secondary education

n = 23



Credentials are based on those who had taken previous post-secondary education.  
Respondents could report more than one type of post-secondary credential.

Respondents were asked if they took ABE or ESL courses during or prior to their studies

**Adult Basic Education**

**11%**

**English as a Second Language**

**0%**

	# Employed	% of those employed
41210: College and other vocational instructors	21	81%
92011: Supervisors, petroleum, gas and chemical processing and utilities	2	8%
72100: Machinists and machining and tooling inspectors	1	4%
41201: Post-secondary teaching and research assistants	1	4%
41320: Educational counsellors	1	4%
Total of top occupations	26	100%
Total employed	26	

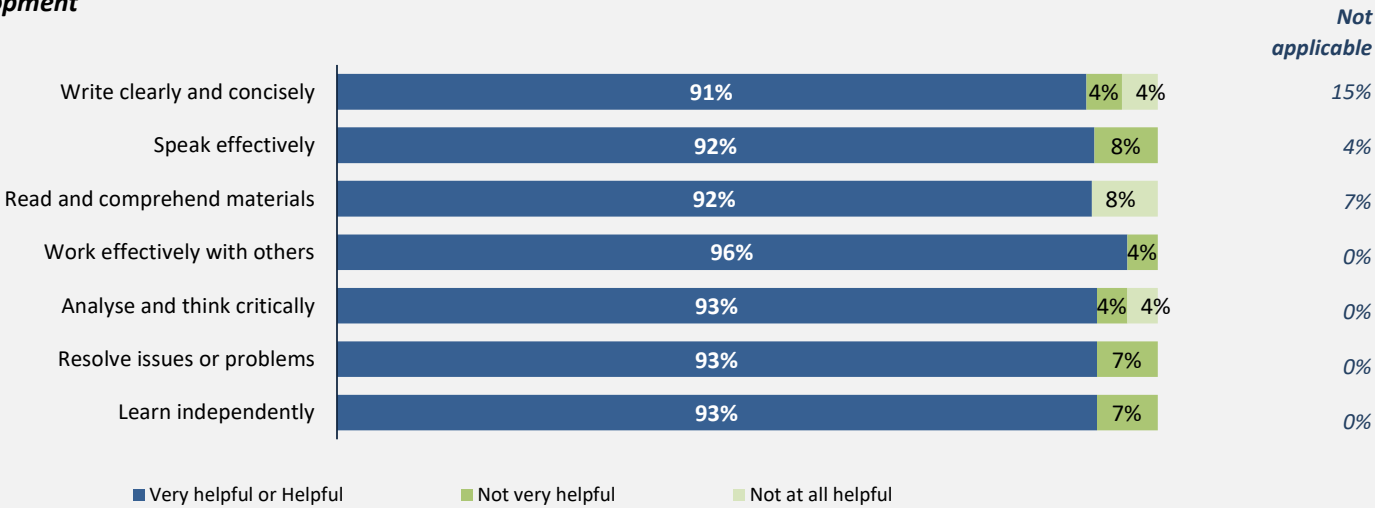
Applied filters:  
CPC: VCC: Trades Instructor;

Cohort	37
Respondents	27
Response Rate	73%

Skill Development and Post-Secondary Experience

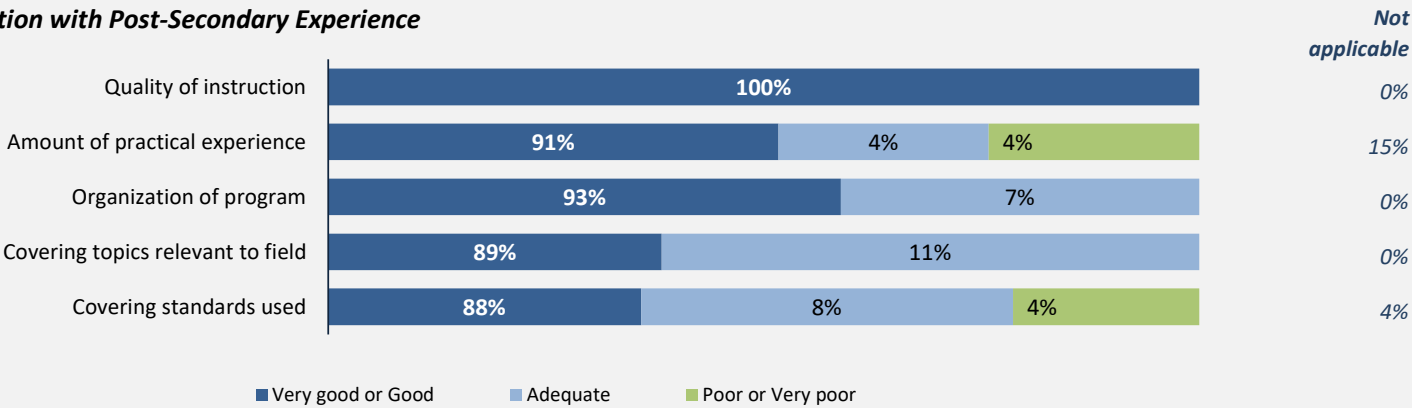
100% said they were very satisfied or satisfied with the education they received.

Skill Development



Percentages are based on those who gave a valid rating, excluding those who said Not applicable.

Satisfaction with Post-Secondary Experience



Percentages are based on those who gave a valid rating, excluding those who said Not applicable.