

Applied filters:

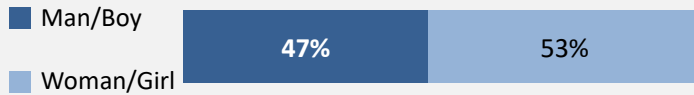
CPC: VCC: Trades Instructor;

Cohort	28
Respondents	20
Response Rate	71%

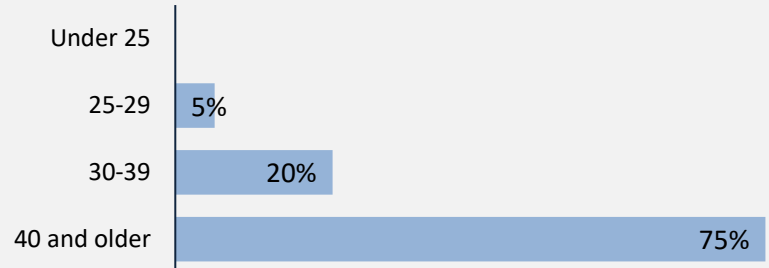
Description of Survey Respondents

Demographics

Gender



Age at the Time of the Survey



Indigenous Identity

-

Based on domestic students only.

Median Age

46

Further Education

35%

took further studies after graduating from their program
n = 7

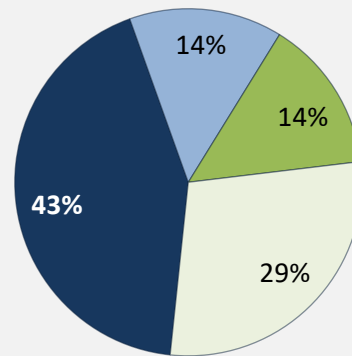
100%

of those who had taken further studies said their program prepared them well

15%

of respondents were currently studying

Further Studies Related to Program



Very related Somewhat related
 Not very related Not at all related

Of those who took further studies at a different institution:

0%

expected transfer credit
n = 0

Of those who expected transfer credit:

-

Received transfer credit

-

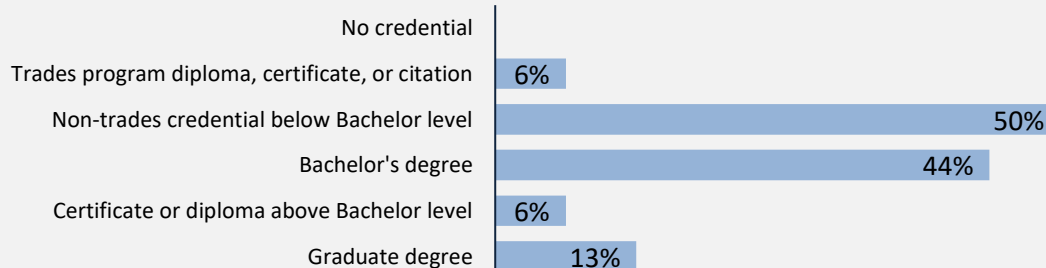
were very satisfied or satisfied with their transfer experience

Past Education

80%

of respondents had taken previous post-secondary education

n = 16



Credentials are based on those who had taken previous post-secondary education. Respondents could report more than one type of post-secondary credential.

Respondents were asked if they took ABE or ESL courses during or prior to their studies

Adult Basic Education

10%

English as a Second Language

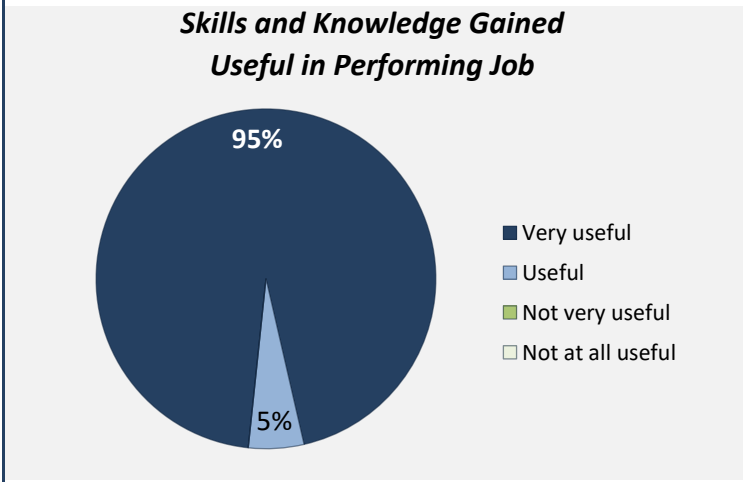
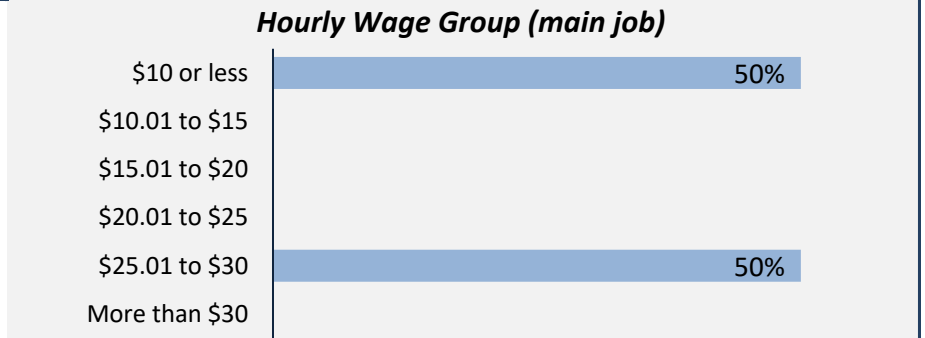
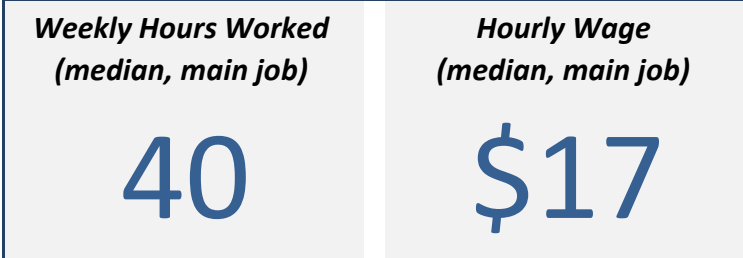
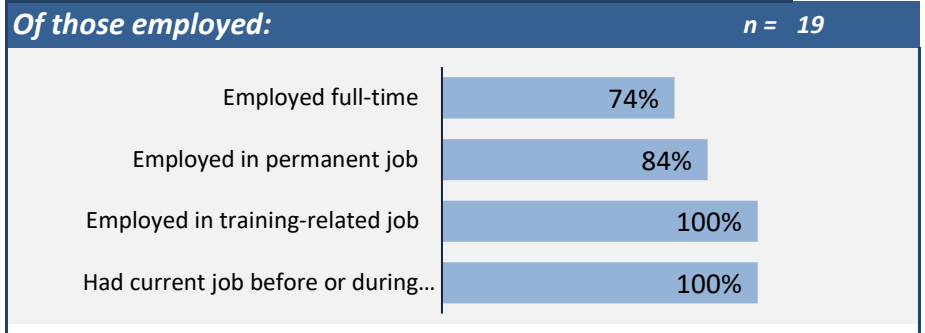
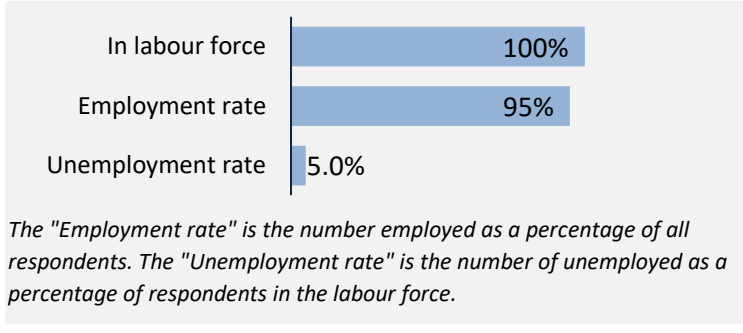
0%

Applied filters:

CPC: VCC: Trades Instructor;

Cohort	28
Respondents	20
Response Rate	71%

Employment Outcomes



Top Occupations (5-digit NOC)

	# Employed	% of those employed
41210: College and other vocational instructors	16	84%
92011: Supervisors, petroleum, gas and chemical processing and utilities	2	11%
41320: Educational counsellors	1	5%
Total of top occupations	19	100%
Total employed	19	

Applied filters:

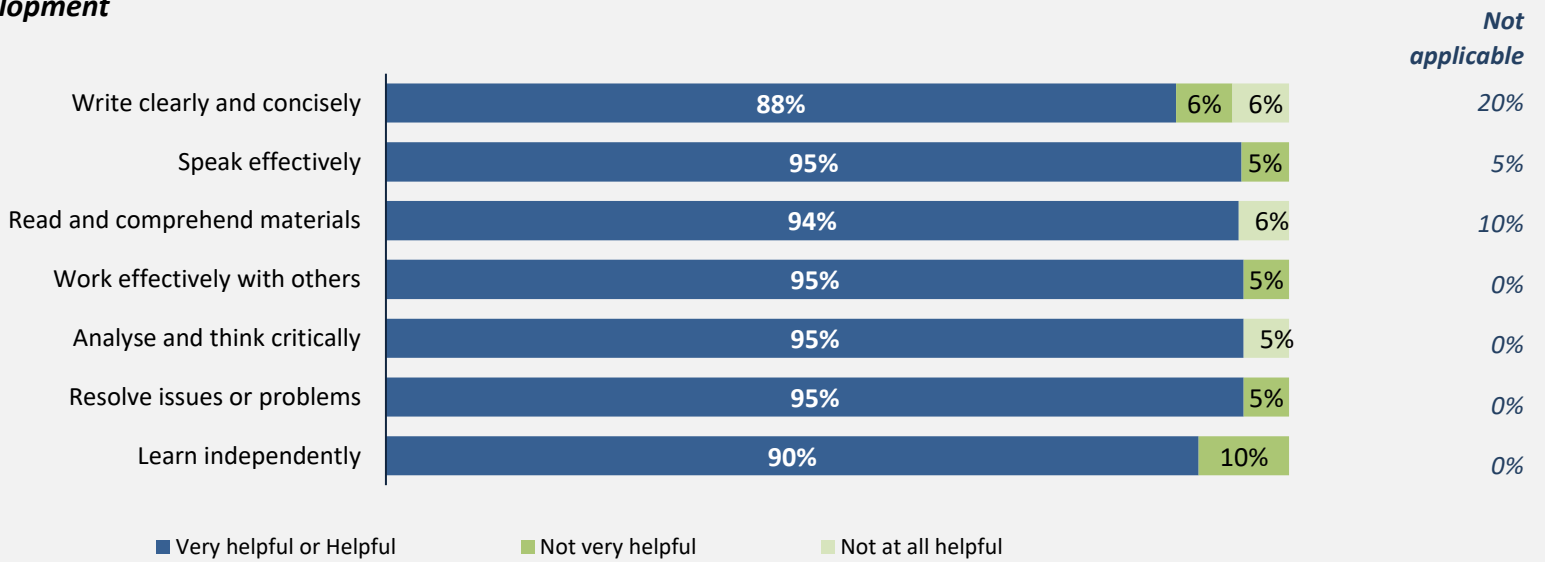
CPC: VCC: Trades Instructor;

Cohort	28
Respondents	20
Response Rate	71%

Skill Development and Post-Secondary Experience

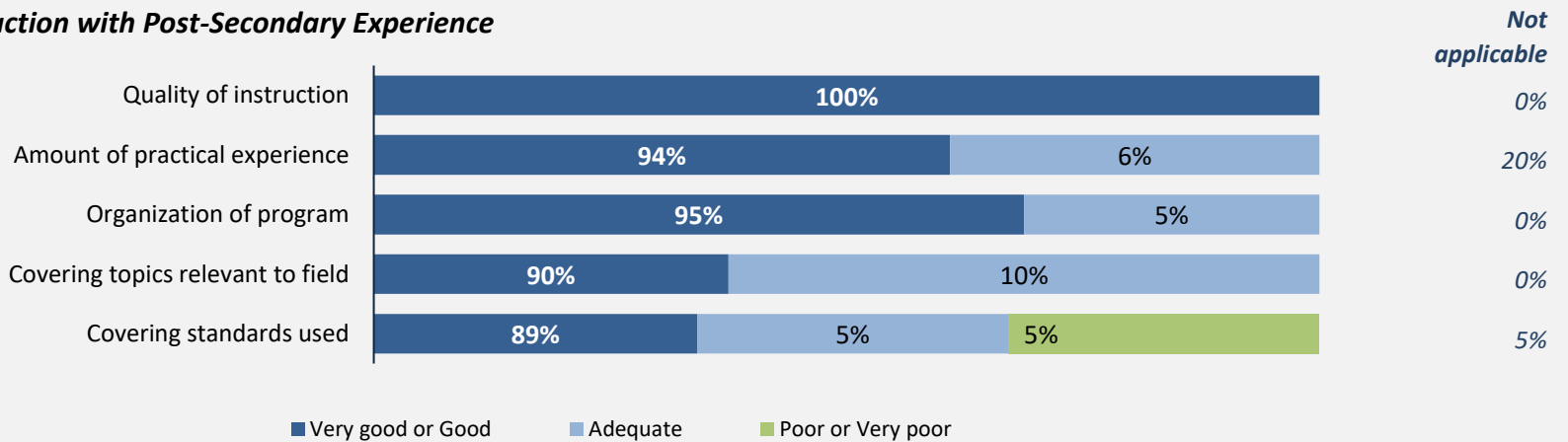
100% said they were very satisfied or satisfied with the education they received.

Skill Development



Percentages are based on those who gave a valid rating, excluding those who said Not applicable.

Satisfaction with Post-Secondary Experience



Percentages are based on those who gave a valid rating, excluding those who said Not applicable.