

Summary of Survey Results: 2021-2025

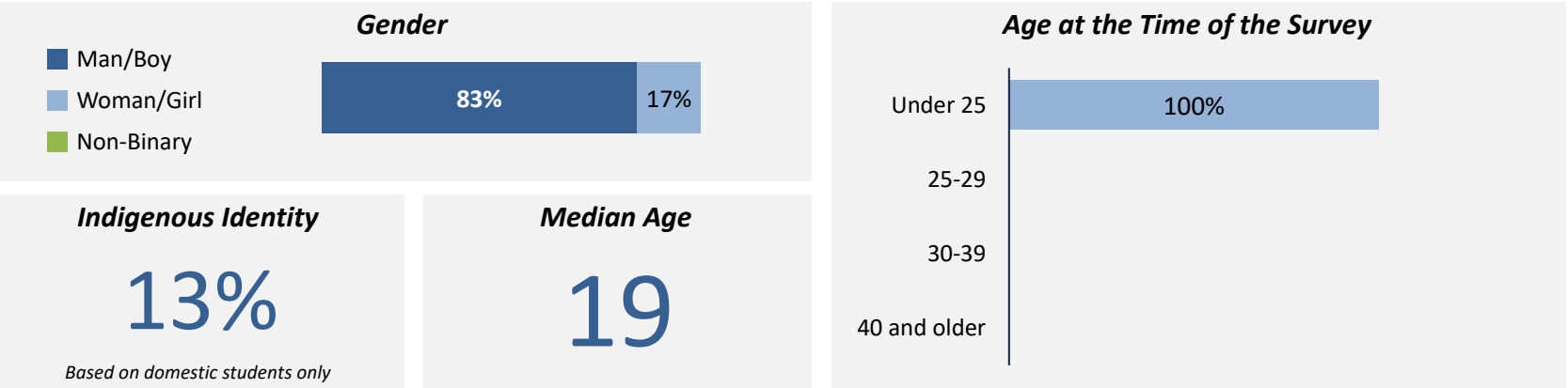
Trades Training Type:
Progressive apprenticeship, Traditional apprenticeship, Trades foundation, and Trades-related vocational programs

Applied filters:
CPC: VCC: Transportation Trades Sampler;

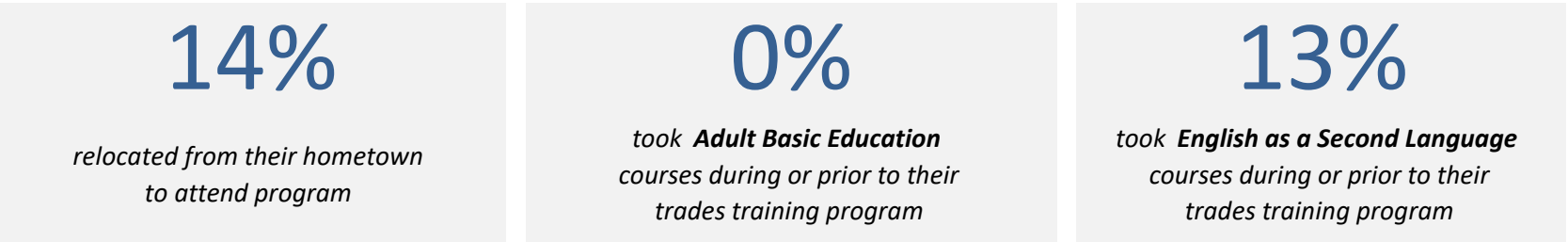
Cohort17
Respondents8
Response Rate47%

Description of Survey Respondents


Demographics



About the Respondents



Region respondents were living in at the time of the survey



Summary of Survey Results: 2021-2025

Trades Training Type:
Progressive apprenticeship, Traditional apprenticeship, Trades foundation, and Trades-related vocational programs

Applied filters:
CPC: VCC: Transportation Trades Sampler;

Cohort	17
Respondents	8
Response Rate	47%

Employment Outcomes

In the labour force

71%

Employment rate

38%

Unemployment rate

40.0%

The "Employment rate" is the number employed as a percentage of all respondents.
The "Unemployment rate" is the number of unemployed as a percentage of respondents in the labour force.

Of those employed:

n = 3

Employed full-time

100%

Employed in training-related job

Employed in permanent position

67%

Hourly Wage
(median, main job)

\$23

Hours Worked
(median, main job)

31

Skills and Knowledge Gained
Useful in Performing Job

Hourly Wage Group (main job)

Top Occupations (5-digit NOC)	# employed	% of those employed
64100: Retail salespersons and visual merchandisers	1	33%
64300: Maitres d'hotel and hosts/hostesses	1	33%
33109: Other assisting occupations in support of health services	1	33%
Total of top occupations	3	100%
Total employed	3	

Summary of Survey Results: 2021-2025

Trades Training Type:

*Progressive apprenticeship, Traditional apprenticeship,
Trades foundation, and Trades-related vocational programs*

Applied filters:

CPC: VCC: Transportation Trades Sampler;

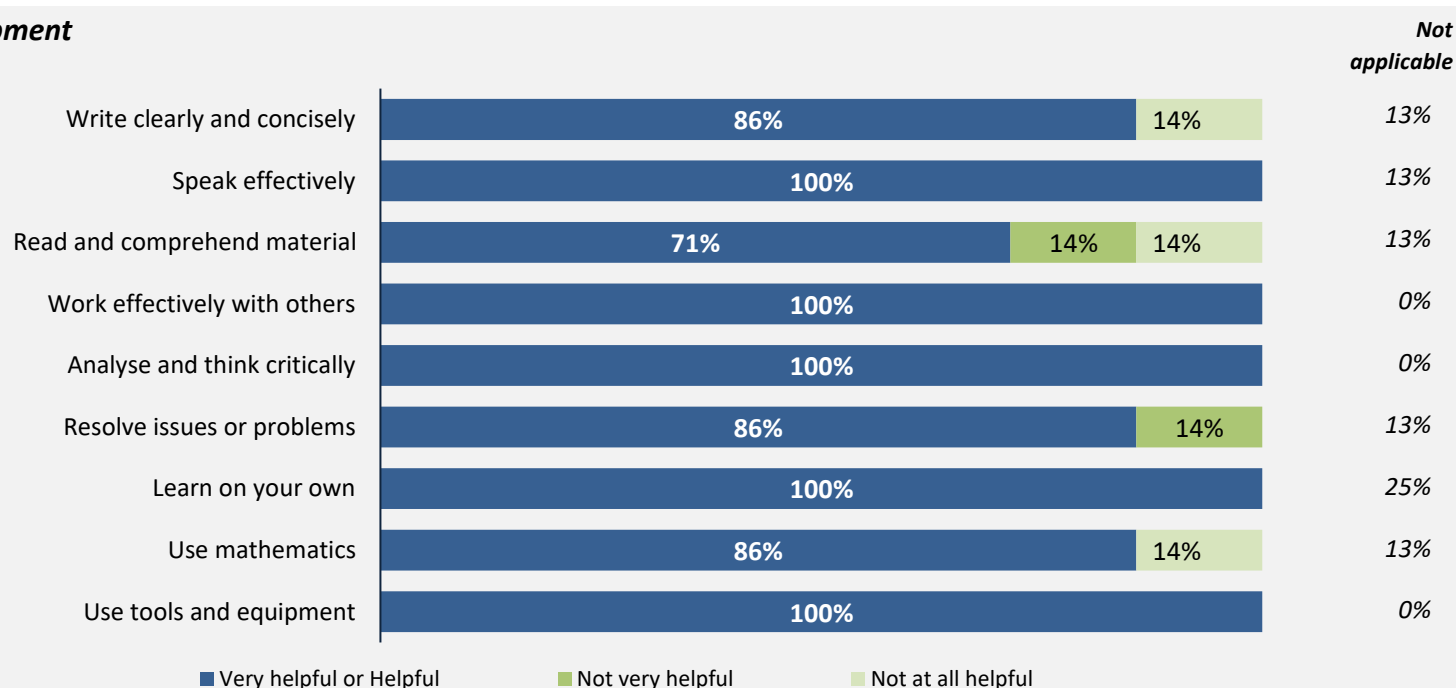
Cohort 17
Respondents 8
Response Rate 47%

Skill Development and Post-Secondary Experience

100%

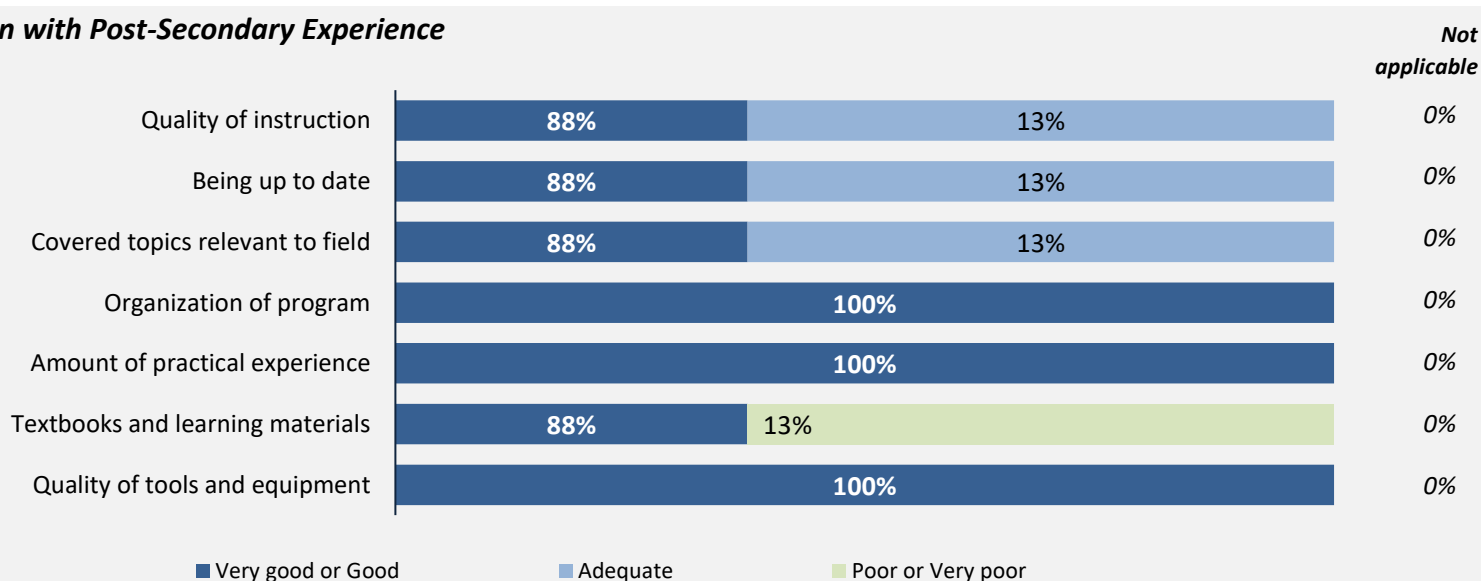
said they were very satisfied or satisfied with the education they received.

Skill Development



Percentages are based on those who gave a valid rating, excluding those who said not applicable.

Satisfaction with Post-Secondary Experience



Percentages are based on those who gave a valid rating, excluding those who said not applicable.

Summary of Survey Results: 2021-2025

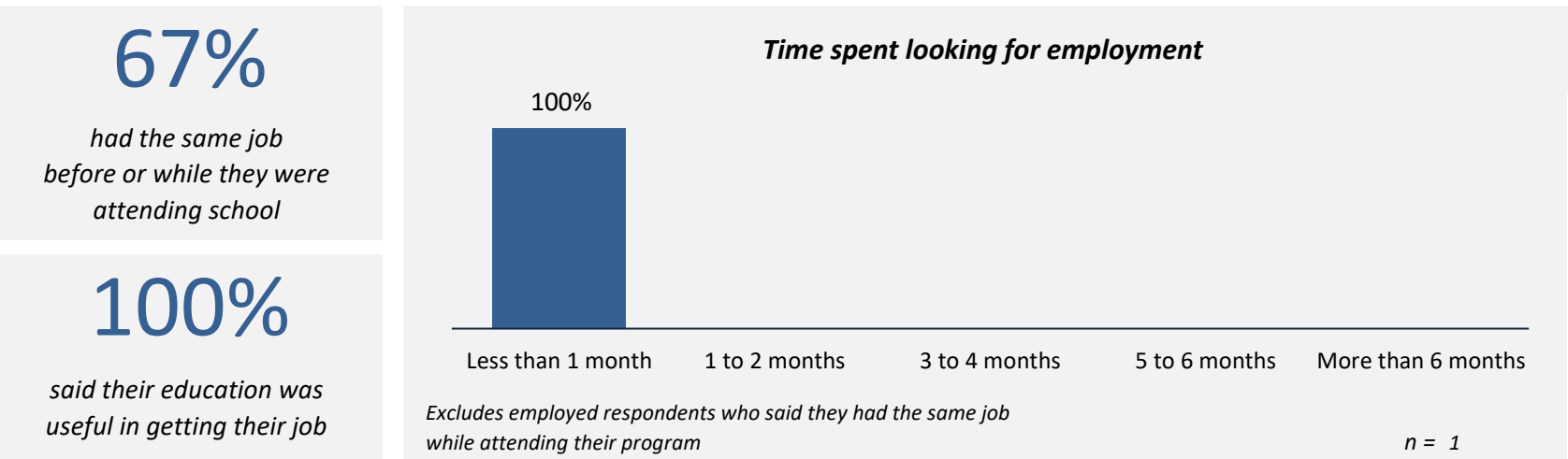
Trades Training Type:
Trades foundation, Trades-related vocational programs

Applied filters:
CPC: VCC: Transportation Trades Sampler;

Cohort	17
Respondents	8
Response Rate	47%

Trades foundation & Trades-related vocational programs

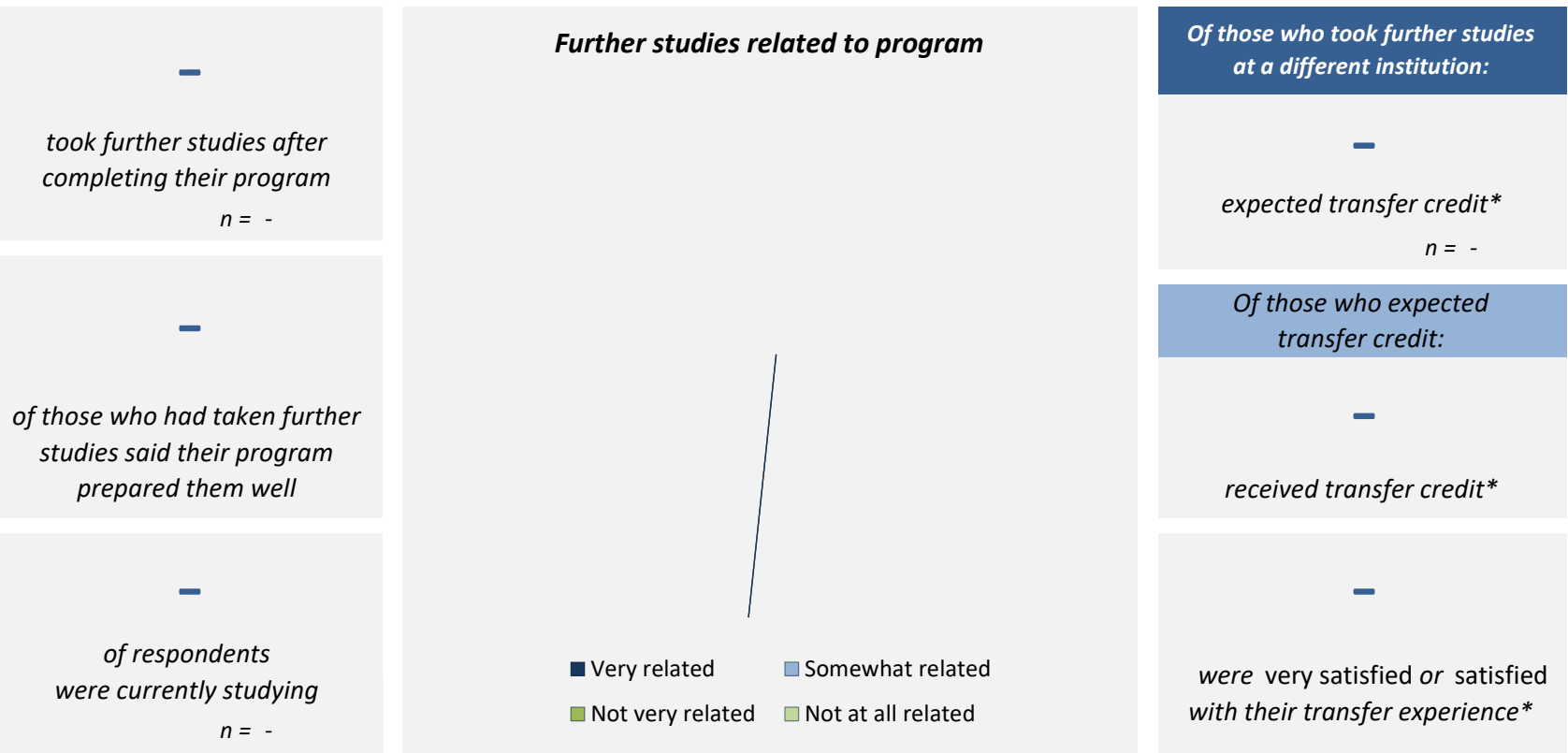
Employment After Leaving School



Other Education

Trades-related vocational respondents only, results are shown for the education they took before and after their program.

*Not asked since 2023



Summary of Survey Results: 2021-2025

Trades Training Type:
Trades foundation, Trades-related vocational programs

Applied filters:
CPC: VCC: Transportation Trades Sampler;

Cohort	17
Respondents	8
Response Rate	47%

