

# Summary of Survey Results: 2020-2024

Trades Training Type:  
*Progressive apprenticeship, Traditional apprenticeship, Trades foundation, and Trades-related vocational programs*

**Applied filters:**

CPC: VCC: Transportation Trades Sampler;

Cohort 17  
Respondents 8  
Response Rate 47%

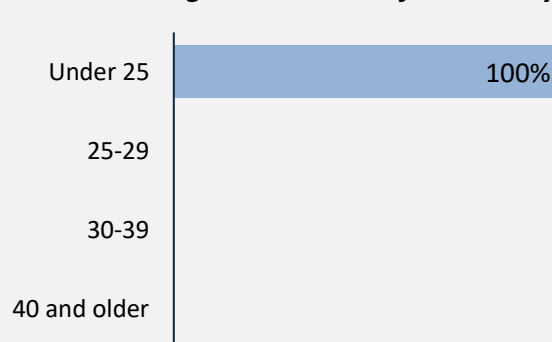
## Description of Survey Respondents

### Demographics

#### Gender



#### Age at the Time of the Survey



#### Aboriginal Identity

13%

*Based on domestic students only*

#### Median Age

19

### About the Respondents

14%

*relocated from their hometown to attend program*


0%

*took **Adult Basic Education** courses during or prior to their trades training program*

13%

*took **English as a Second Language** courses during or prior to their trades training program*

### Region respondents were living in at the time of the survey



# Summary of Survey Results: 2020-2024

Trades Training Type:

*Progressive apprenticeship, Traditional apprenticeship, Trades foundation, and Trades-related vocational programs*

**Applied filters:**

CPC: VCC: Transportation Trades Sampler;

Cohort	17
Respondents	8
Response Rate	47%

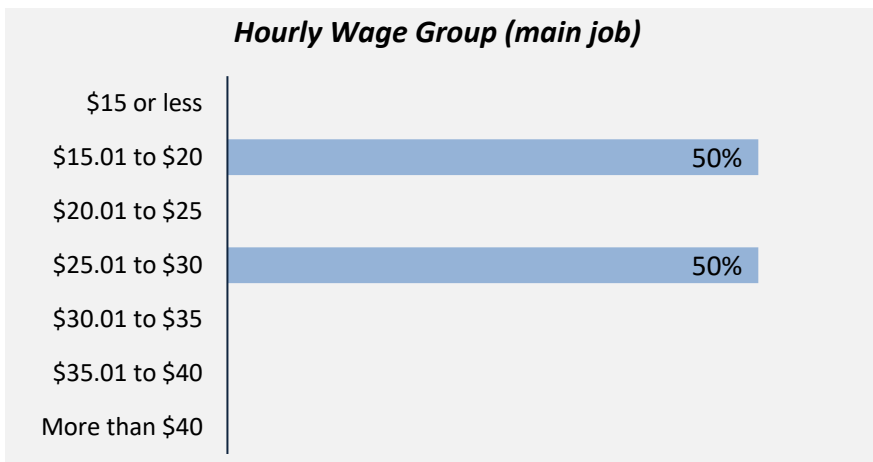
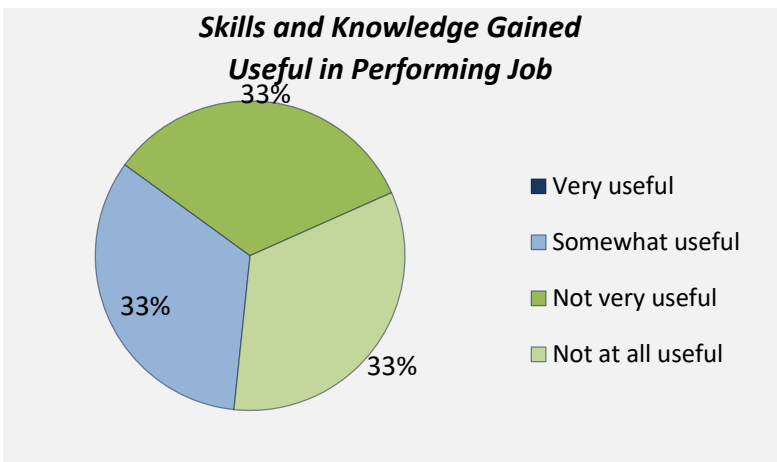
## Employment Outcomes

<p><b>In the labour force</b></p> <h1>71%</h1>	<p><b>Employment rate</b></p> <h1>38%</h1>	<p><b>Unemployment rate</b></p> <h1>40.0%</h1>
--	--	--

The "Employment rate" is the number employed as a percentage of all respondents.  
 The "Unemployment rate" is the number of unemployed as a percentage of respondents in the labour force.

### Of those employed: n = 3

	<p><b>Hourly Wage (median, main job)</b></p> <h1>\$23</h1>	<p><b>Hours Worked (median, main job)</b></p> <h1>31</h1>
--	--	---



Top Occupations (5-digit NOC)	# employed	% of those employed
64100: Retail salespersons and visual merchandisers	1	33%
64300: Maitres d'hotel and hosts/hostesses	1	33%
33109: Other assisting occupations in support of health services	1	33%
<i>Total of top occupations</i>		<i>3</i>
<i>Total employed</i>		<i>3</i>
		<i>100%</i>

# Summary of Survey Results: 2020-2024

Trades Training Type:

*Progressive apprenticeship, Traditional apprenticeship, Trades foundation, and Trades-related vocational programs*

**Applied filters:**

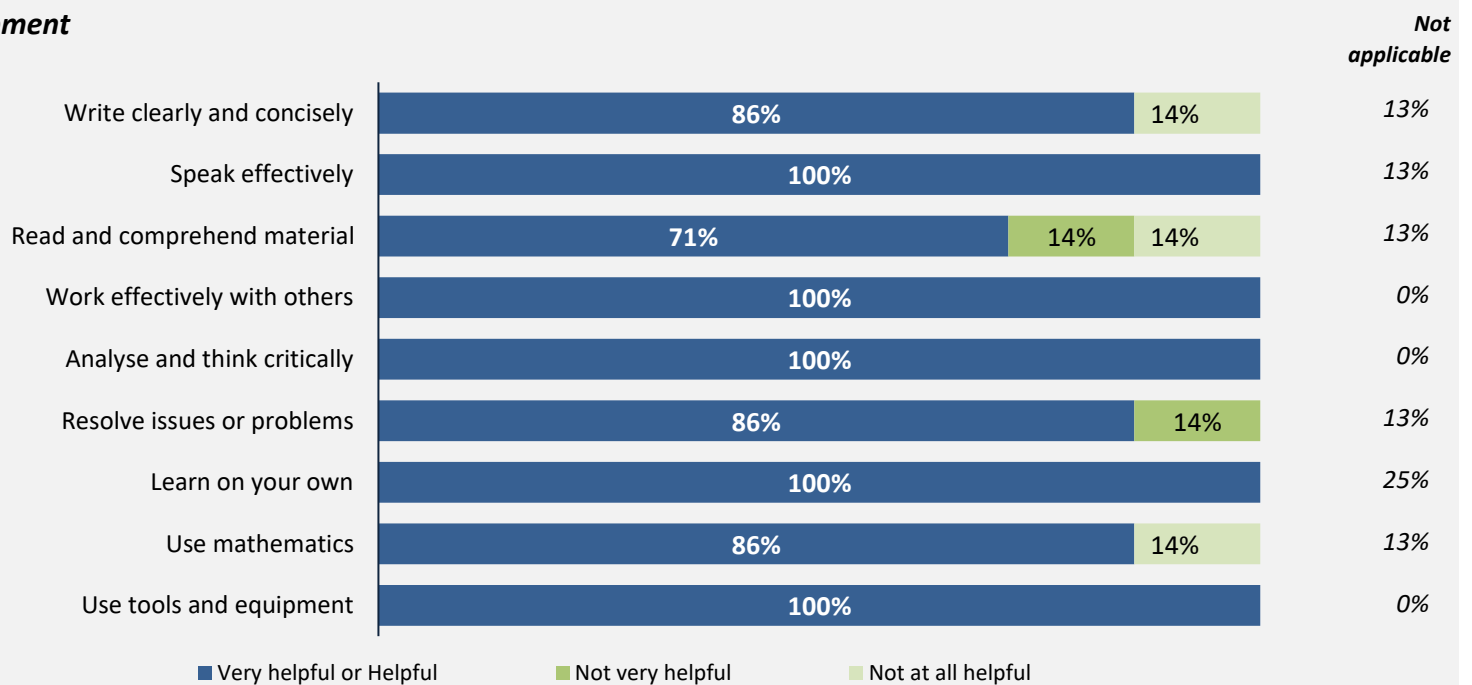
CPC: VCC: Transportation Trades Sampler;

Cohort	17
Respondents	8
Response Rate	47%

## Skill Development and Post-Secondary Experience

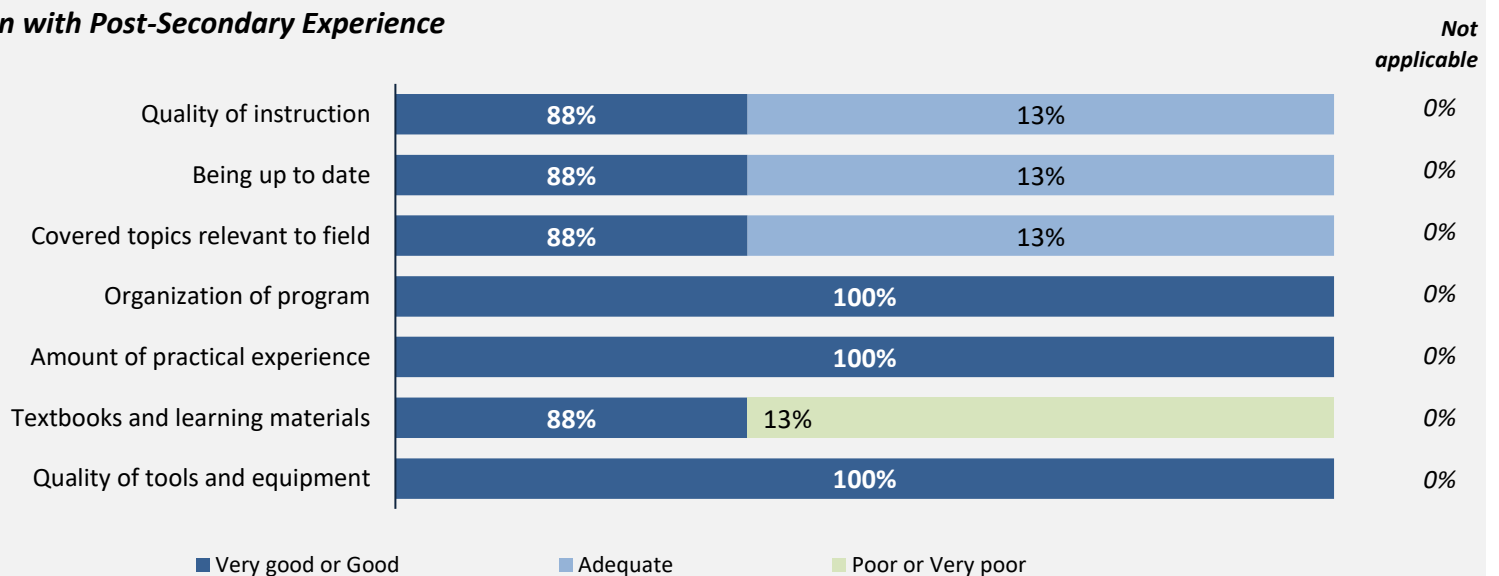
**100%** said they were very satisfied or satisfied with the education they received.

### Skill Development



Percentages are based on those who gave a valid rating, excluding those who said not applicable.

### Satisfaction with Post-Secondary Experience



Percentages are based on those who gave a valid rating, excluding those who said not applicable.

# Summary of Survey Results: 2020-2024

Trades Training Type:

*Progressive apprenticeship, Traditional apprenticeship*


**Applied filters:**

CPC: VCC: Transportation Trades Sampler;

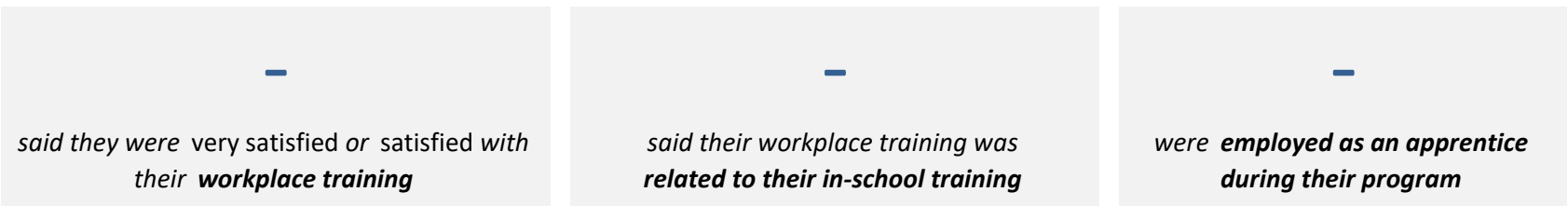
Cohort -  
 Respondents -  
 Response Rate 0%

## Apprenticeship programs

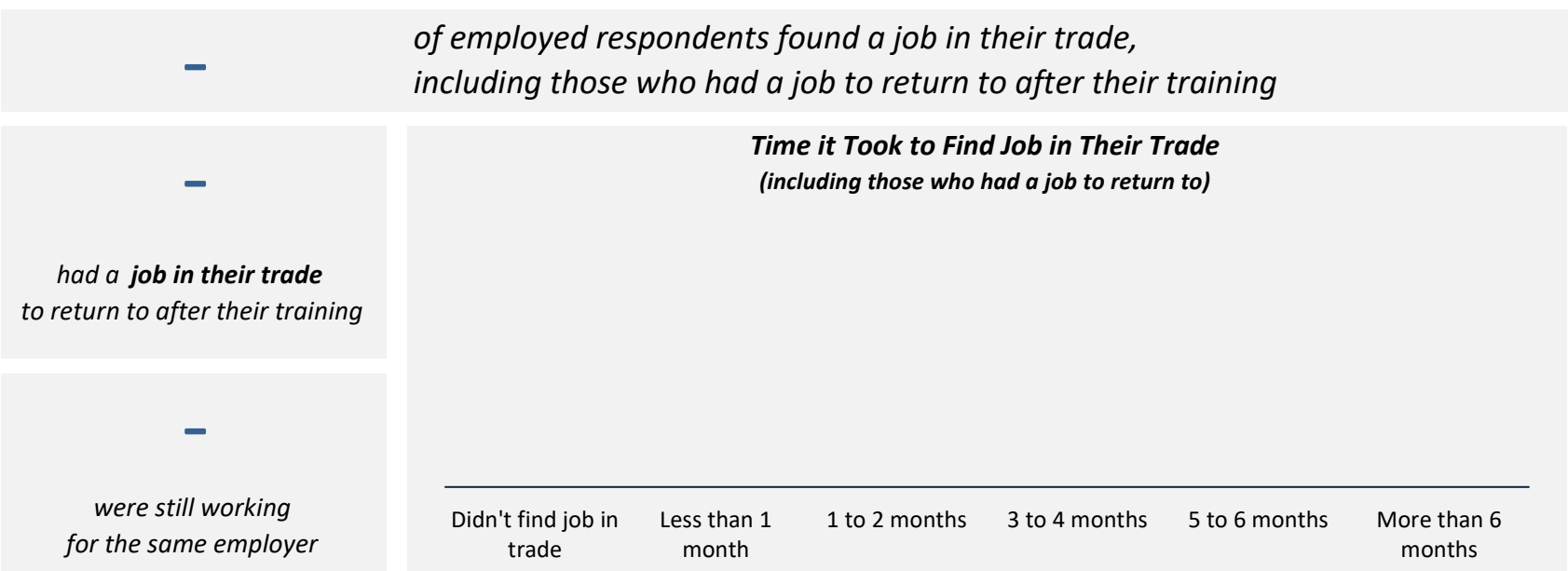
### In-School Experiences



### Workplace Experiences



### Employment After Leaving School



Trades Training Type:

Trades foundation, Trades-related vocational programs

**Applied filters:**

CPC: VCC: Transportation Trades Sampler;

Cohort	17
Respondents	8
Response Rate	47%

## Trades foundation & Trades-related vocational programs

### Employment After Leaving School

67%

had the same job before or while they were attending school

100%

said their education was useful in getting their job

#### Time spent looking for employment



Excludes employed respondents who said they had the same job while attending their program

n = 1

### Other Education

Trades-related vocational respondents only, results are shown for the education they took before and after their program.

\*Not asked in 2024

—

took further studies after completing their program

n = -

—

of those who had taken further studies said their program prepared them well

—

of respondents were currently studying

n = -

#### Further studies related to program

- Very related
- Somewhat related
- Not very related
- Not at all related

#### Of those who took further studies at a different institution:

—

expected transfer credit\*

n = -

#### Of those who expected transfer credit:

—

received transfer credit\*

—

were very satisfied or satisfied with their transfer experience\*

# Summary of Survey Results: 2020-2024

Trades Training Type:

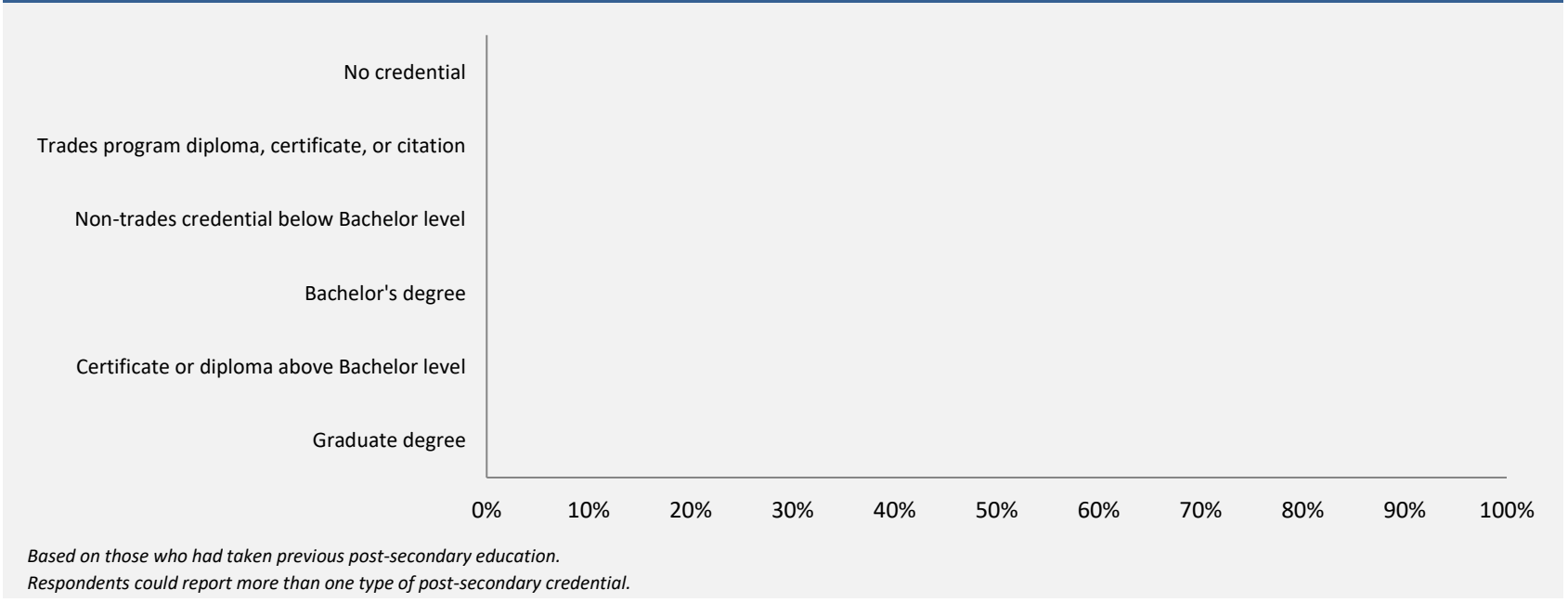
*Trades foundation, Trades-related vocational programs*

**Applied filters:**

CPC: VCC: Transportation Trades Sampler;

Cohort	17
Respondents	8
Response Rate	47%

**had taken *previous* post-secondary education** n = -



**Transition to Apprenticeship** n = 7  
*The following results are for Trades foundation respondents only.*

**43%**  
*of Trades foundation respondents tried to get employment as an apprentice after they left their program*

**33%**  
*of those who tried to get employment as an apprentice were successful*

