

Summary of Survey Results: 2019-2023

Trades Training Type:

Progressive apprenticeship, Traditional apprenticeship, Trades foundation, and Trades-related vocational programs

Applied filters:

CPC: VCC: Truck & Transport Mechanic Apprentice;

Cohort 50
Respondents 16
Response Rate 32%

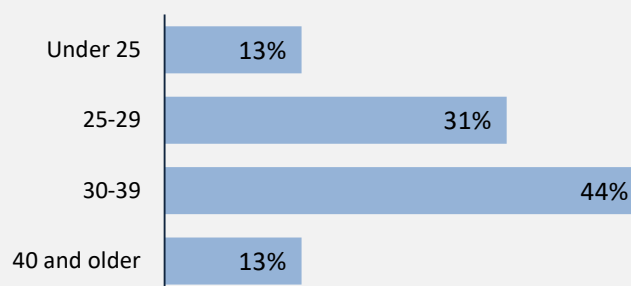
Description of Survey Respondents

Demographics

Gender



Age at the Time of the Survey



Aboriginal Identity

0%

Based on domestic students only

Median Age

30

About the Respondents

13%

relocated from their hometown to attend program

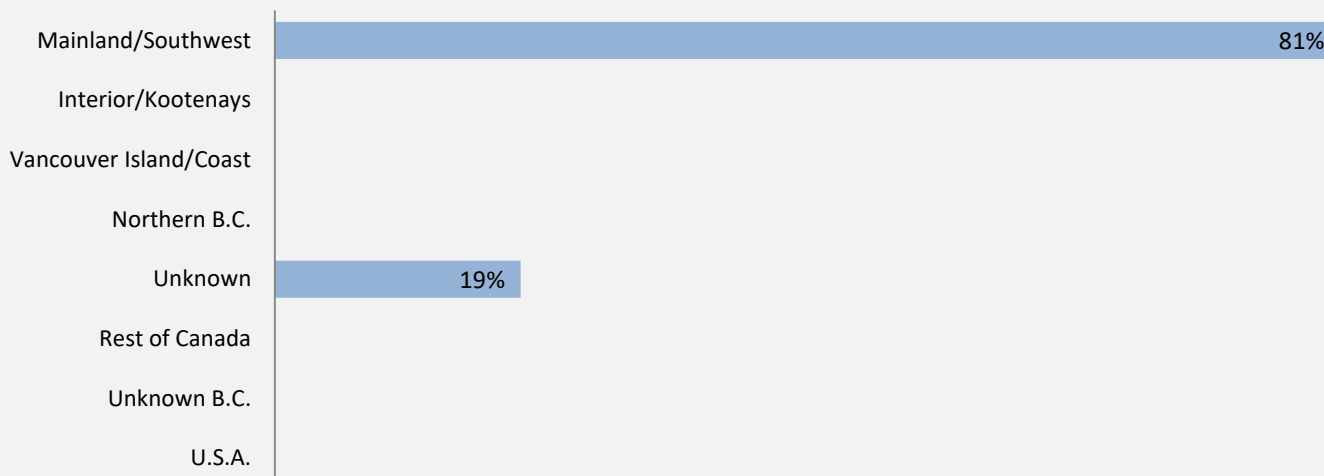
13%

*took **Adult Basic Education** courses during or prior to their trades training program*

6%

*took **English as a Second Language** courses during or prior to their trades training program*

Region respondents were living in at the time of the survey



Summary of Survey Results: 2019-2023

Trades Training Type:

Progressive apprenticeship, Traditional apprenticeship, Trades foundation, and Trades-related vocational programs

Applied filters:

CPC: VCC: Truck & Transport Mechanic Apprentices;

Cohort	50
Respondents	16
Response Rate	32%

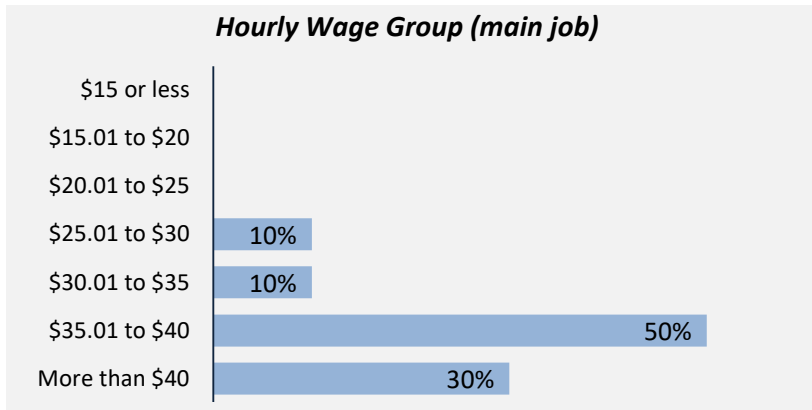
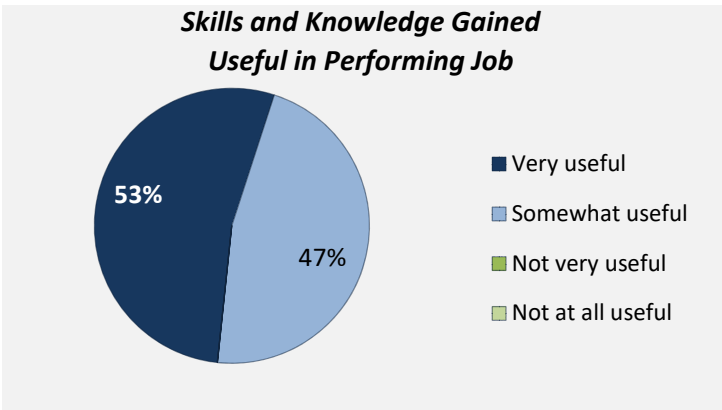
Employment Outcomes

<p>In the labour force</p> <h1>100%</h1>	<p>Employment rate</p> <h1>100%</h1>	<p>Unemployment rate</p> <h1>0.0%</h1>
---	---	---

The "Employment rate" is the number employed as a percentage of all respondents.
 The "Unemployment rate" is the number of unemployed as a percentage of respondents in the labour force.

Of those employed: n = 15

<table border="0"> <tr> <td style="padding-right: 10px;">Employed full-time</td> <td style="text-align: right;">100%</td> </tr> <tr> <td style="padding-right: 10px;">Employed in training-related job</td> <td style="text-align: right;">93%</td> </tr> <tr> <td style="padding-right: 10px;">Employed in permanent position</td> <td style="text-align: right;">100%</td> </tr> </table>	Employed full-time	100%	Employed in training-related job	93%	Employed in permanent position	100%	<p>Hourly Wage (median, main job)</p> <h1>\$39</h1>	<p>Hours Worked (median, main job)</p> <h1>40</h1>
Employed full-time	100%							
Employed in training-related job	93%							
Employed in permanent position	100%							



Top Occupations (4-digit NOC)	# employed	% of those employed
7321: Automotive service technicians, truck and bus mechanics and mechanical repairers	11	73%
7312: Heavy-duty equipment mechanics	2	13%
XXXX: Unclassified occupations	1	7%
7511: Transport truck drivers	1	7%
Total of top occupations		15
Total employed		15

Summary of Survey Results: 2019-2023

Trades Training Type:

Progressive apprenticeship, Traditional apprenticeship, Trades foundation, and Trades-related vocational programs

Applied filters:

CPC: VCC: Truck & Transport Mechanic Apprentice;

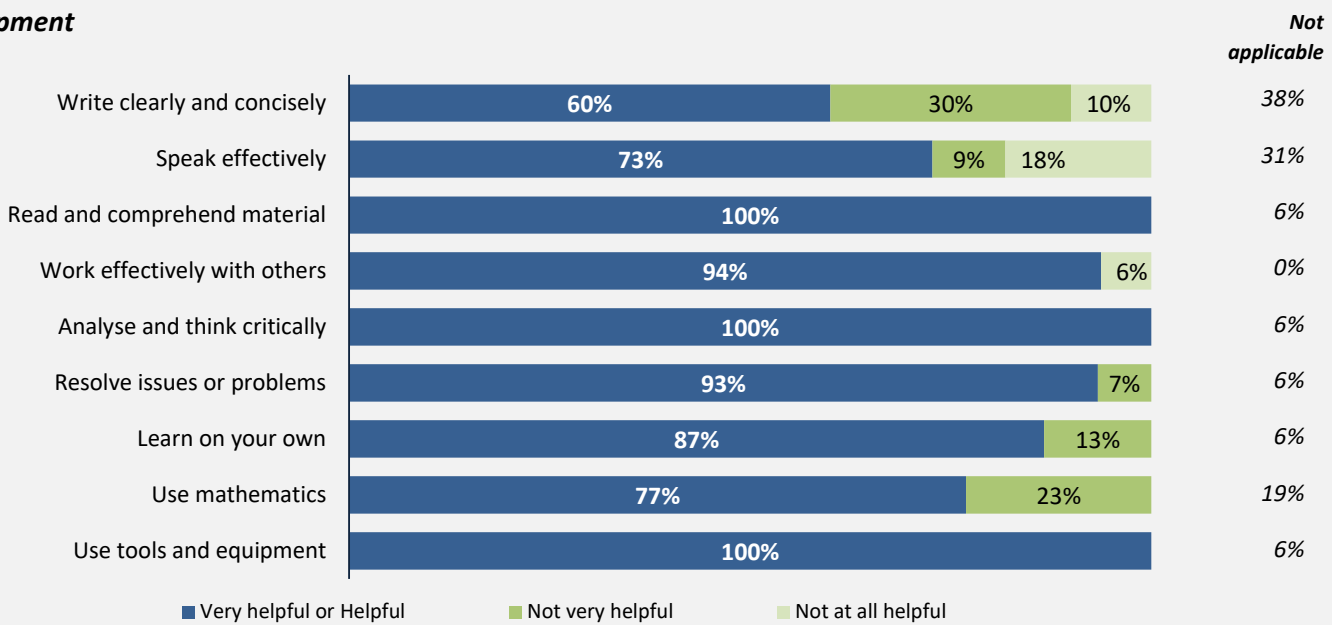
Cohort	50
Respondents	16
Response Rate	32%

Skill Development and Post-Secondary Experience

100%

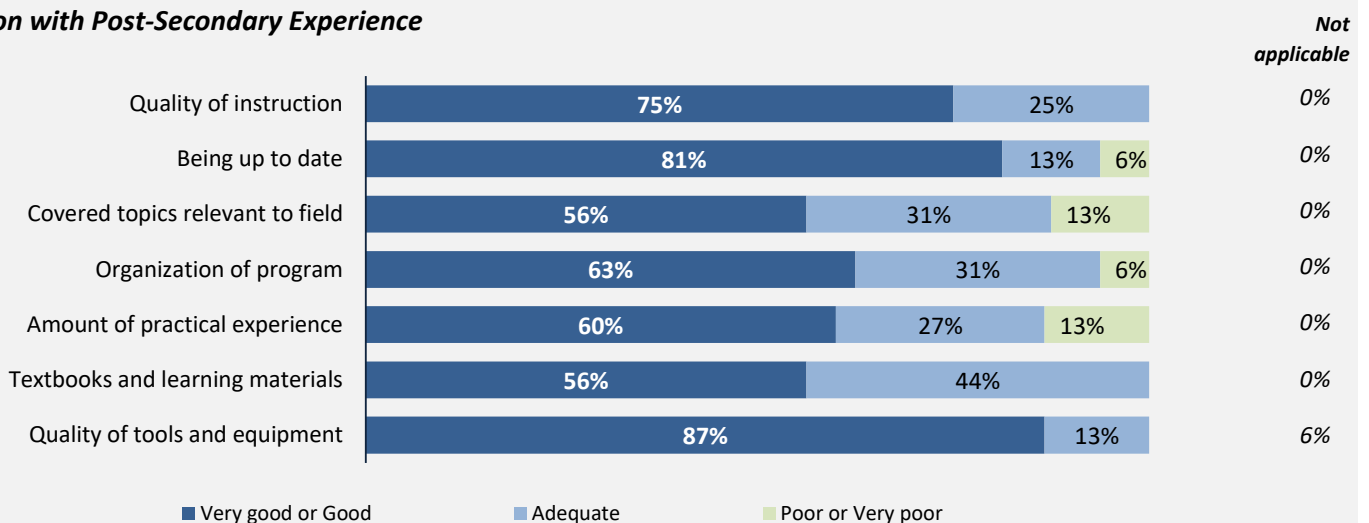
said they were very satisfied or satisfied with the education they received.

Skill Development



Percentages are based on those who gave a valid rating, excluding those who said not applicable.

Satisfaction with Post-Secondary Experience



Percentages are based on those who gave a valid rating, excluding those who said not applicable.

Summary of Survey Results: 2019-2023

Trades Training Type:

Progressive apprenticeship, Traditional apprenticeship

Applied filters:

CPC: VCC: Truck & Transport Mechanic Apprenticeship;

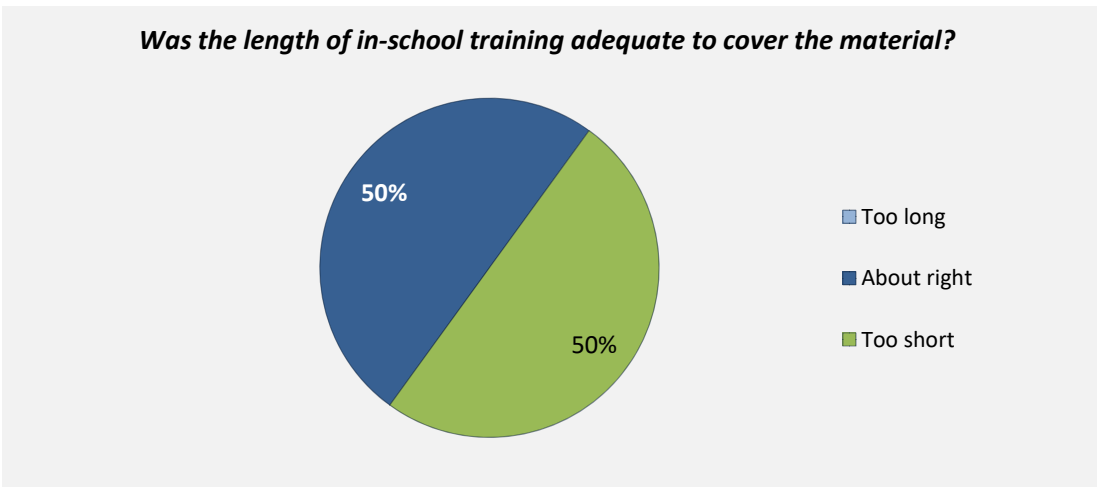
Cohort	50
Respondents	16
Response Rate	32%

Apprenticeship programs

In-School Experiences

80%
obtained their
Certificate of Qualification

80%
said the knowledge and skills
gained in their program were useful
in preparing to write the Certificate
of Qualification or Red Seal
certification exams



Workplace Experiences

85%
said they were very satisfied or satisfied with
their **workplace training**

93%
said their workplace training was
related to their in-school training

93%
were **employed as an apprentice**
during their program

Employment After Leaving School

94% of employed respondents found a job in their trade,
including those who had a job to return to after their training

93%
had a **job in their trade**
to return to after their training



67%
were still working
for the same employer