

Applied filters:

CPC: VCC: Acute Care Skills Home Support/Resident Care Attendant, VCC: Addiction Counselling Skills, VCC: Administrative Assistant, VCC: Adult Education, VCC: ASL and Deaf Studies, VCC: Business and Technical Writing, VCC: Certified Dental Assisting, VCC: Community Counselling Skills, VCC: Dance, VCC: Dental Hygiene, VCC: Dental Reception Coordinator, VCC: Dental Technology, VCC: Digital Graphic Design, VCC: Drafting, VCC: Early Childhood Care and Education, VCC: Event Planning, VCC: Executive Assistant, VCC: Fashion Arts, VCC: Fashion Arts Diploma, VCC: Fashion

Cohort 7,731
Respondents 4,461
Response Rate 58%

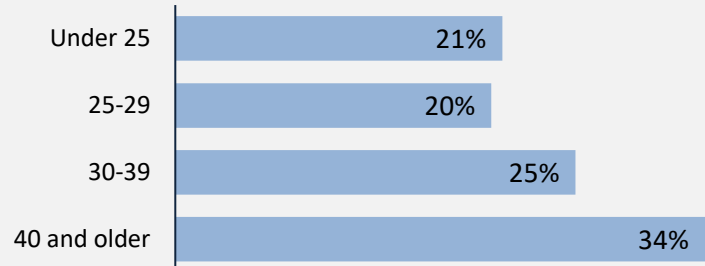
Description of Survey Respondents

Demographics

Gender



Age at the Time of the Survey



Aboriginal Identity

3%

Based on domestic students only.

Median Age

33

Further Education

27%

took further studies after graduating from their program

n = 1,164

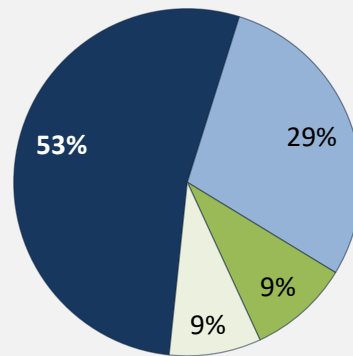
93%

of those who had taken further studies said their program prepared them well

20%

of respondents were currently studying

Further Studies Related to Program



Very related, Somewhat related, Not very related, Not at all related

Of those who took further studies at a different institution:

33%

expected transfer credit
n = 221

Of those who expected transfer credit:

79%

Received transfer credit

74%

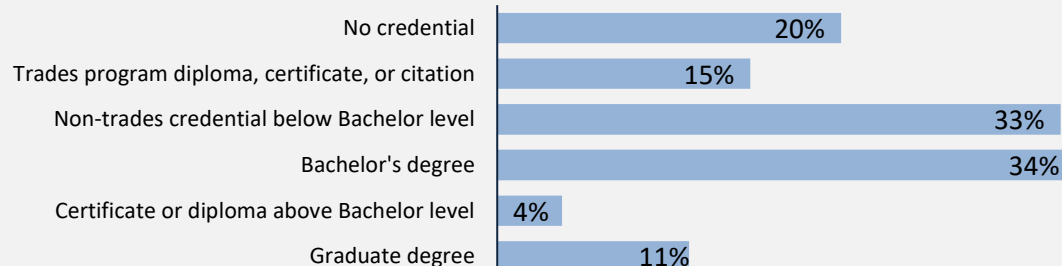
were very satisfied or satisfied with their transfer experience

Past Education

72%

of respondents had taken previous post-secondary education

n = 3,186



Credentials are based on those who had taken previous post-secondary education. Respondents could report more than one type of post-secondary credential.

Respondents were asked if they took ABE or ESL courses during or prior to their studies

Adult Basic Education

13%

English as a Second Language

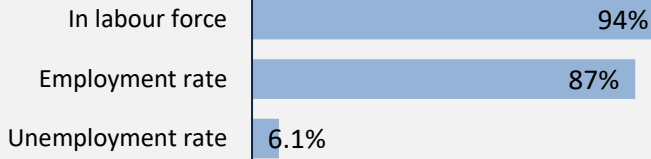
12%

Applied filters:

CPC: VCC: Acute Care Skills Home Support/Resident Care Attendant, VCC: Addiction Counselling Skills, VCC: Administrative Assistant, VCC: Adult Education, VCC: ASL and Deaf Studies, VCC: Business and Technical Writing, VCC: Certified Dental Assisting, VCC: Community Counselling Skills, VCC: Dance, VCC: Dental Hygiene, VCC: Dental Reception Coordinator, VCC: Dental Technology, VCC: Digital Graphic Design, VCC: Drafting, VCC: Early Childhood Care and Education, VCC: Event Planning, VCC: Executive Assistant, VCC: Fashion Arts, VCC: Fashion Arts Diploma, VCC: Fashion

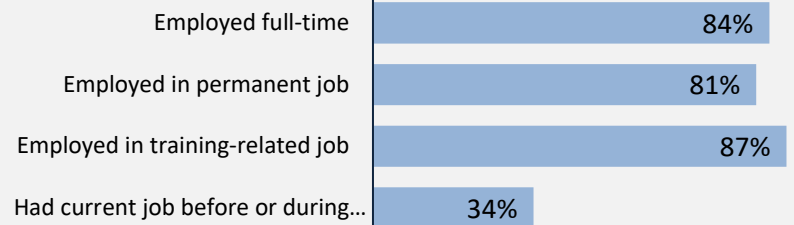
Cohort 7,731
Respondents 4,461
Response Rate 58%

Employment Outcomes



The "Employment rate" is the number employed as a percentage of all respondents. The "Unemployment rate" is the number of unemployed as a percentage of respondents in the labour force.

Of those employed: n = 3,831



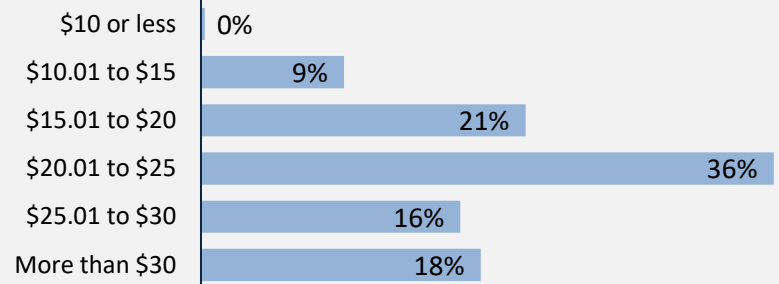
Weekly Hours Worked (median, main job)

36

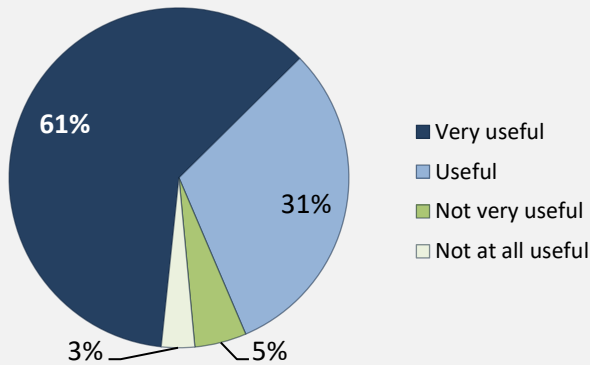
Hourly Wage (median, main job)

\$23

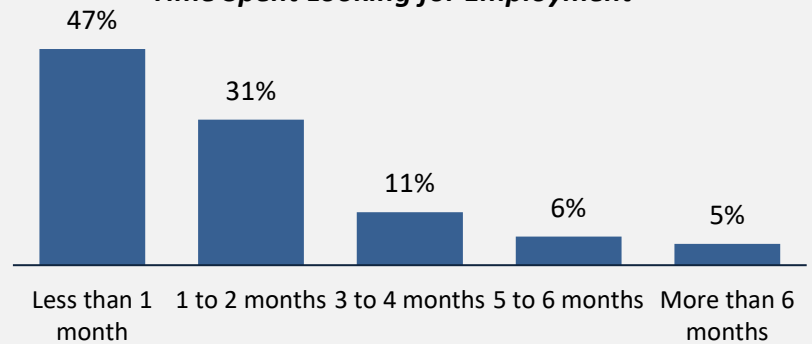
Hourly Wage Group (main job)



Skills and Knowledge Gained Useful in Performing Job



Time Spent Looking for Employment



Top Occupations (4-digit NOC)

	# Employed	% of those employed
3413: Nurse aides, orderlies and patient service associates	338	9%
4021: College and other vocational instructors	337	9%
XXXX: Unclassified occupations	239	6%
3233: Licensed practical nurses	220	6%
3414: Other assisting occupations in support of health services	220	6%
3411: Dental assistants	194	5%
1414: Receptionists	137	4%
1242: Legal administrative assistants	120	3%
3212: Medical laboratory technicians and pathologists' assistants	109	3%
1241: Administrative assistants	100	3%
Total of top occupations	2,014	53%
Total employed	3,831	

Applied filters:

CPC: VCC: Acute Care Skills Home Support/Resident Care Attendant, VCC: Addiction Counselling Skills, VCC: Administrative Assistant, VCC: Adult Education, VCC: ASL and Deaf Studies, VCC: Business and Technical Writing, VCC: Certified Dental Assisting, VCC: Community Counselling Skills, VCC: Dance, VCC: Dental Hygiene, VCC: Dental Reception Coordinator, VCC: Dental Technology, VCC: Digital Graphic Design, VCC: Drafting, VCC: Early Childhood Care and Education, VCC: Event Planning, VCC: Executive Assistant, VCC: Fashion Arts, VCC: Fashion Arts Diploma, VCC: Fashion

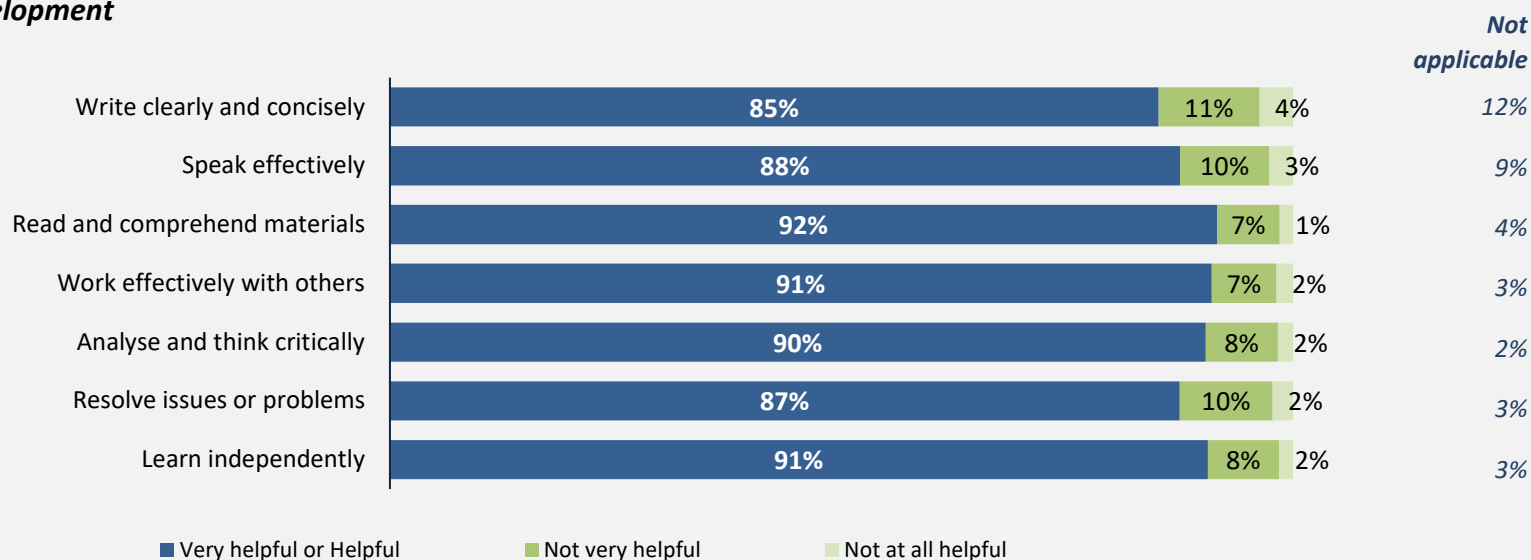
Cohort 7,731
Respondents 4,461
Response Rate 58%

Skill Development and Post-Secondary Experience

94%

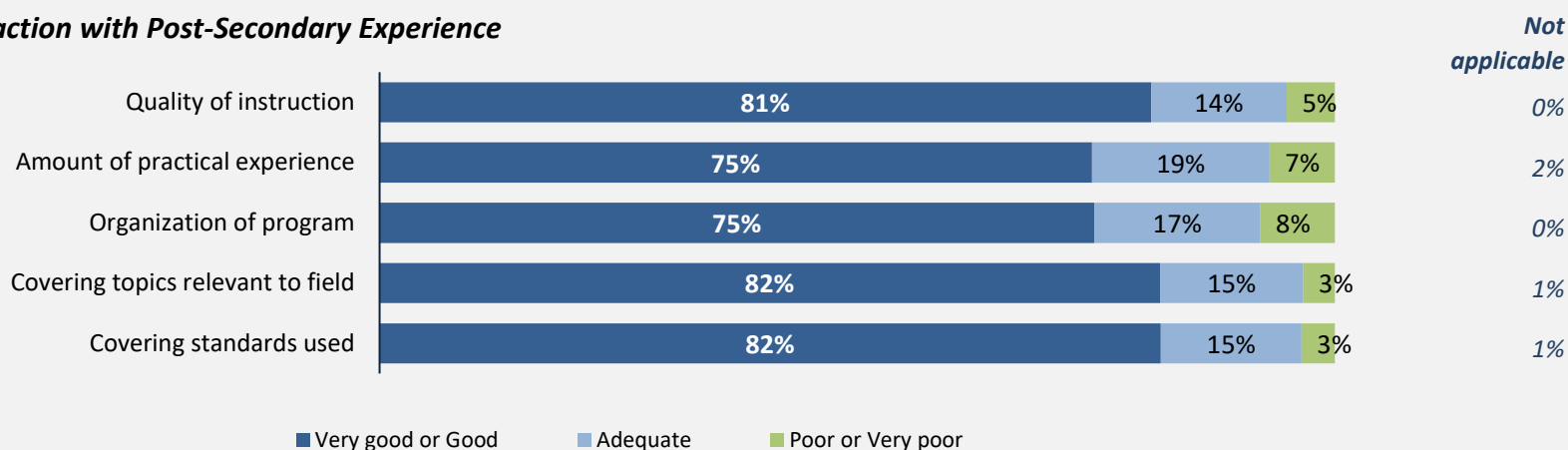
said they were very satisfied or satisfied with the education they received.

Skill Development



Percentages are based on those who gave a valid rating, excluding those who said Not applicable.

Satisfaction with Post-Secondary Experience



Percentages are based on those who gave a valid rating, excluding those who said Not applicable.