

**Applied filters:**

Year: 2021; CPC: VCC: Acute Care Skills Home Support/Resident Care Attendant, VCC: Addiction Counselling Skills, VCC: Administrative Assistant, VCC: Adult Education, VCC: ASL and Deaf Studies, VCC: Business and Technical Writing, VCC: Certified Dental Assisting, VCC: Community Counselling Skills, VCC: Dance, VCC: Dental Hygiene, VCC: Dental Reception Coordinator, VCC: Dental Technology, VCC: Digital Graphic Design, VCC: Drafting, VCC: Early Childhood Care and Education, VCC: Event Planning, VCC: Executive Assistant, VCC: Fashion Arts, VCC: Fashion Arts Diploma, VCC: Fashion

**Cohort Respondents** 1,384  
**Response Rate** 778  
 56%

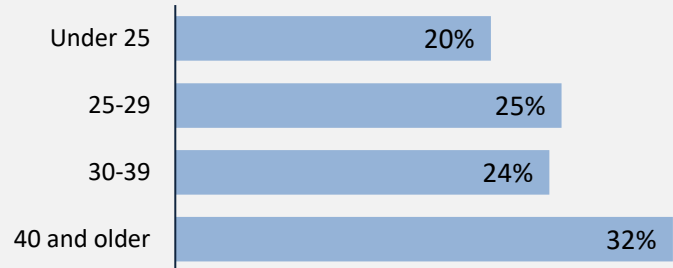
**Description of Survey Respondents**

**Demographics**

**Gender**



**Age at the Time of the Survey**



**Aboriginal Identity**

**4%**

*Based on domestic students only.*

**Median Age**

**31**

**Further Education**

**27%**

took further studies after graduating from their program

*n = 206*

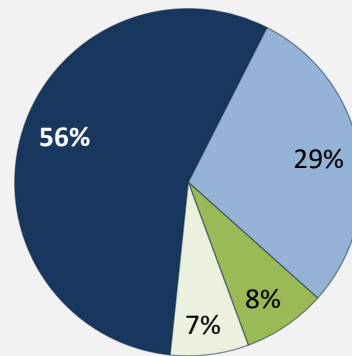
**94%**

of those who had taken further studies said their program prepared them well

**20%**

of respondents were currently studying

**Further Studies Related to Program**



■ Very related    ■ Somewhat related  
 ■ Not very related    ■ Not at all related

**Of those who took further studies at a different institution:**

**25%**

expected transfer credit  
*n = 34*

**Of those who expected transfer credit:**

**89%**

Received transfer credit

**85%**

were very satisfied or satisfied with their transfer experience

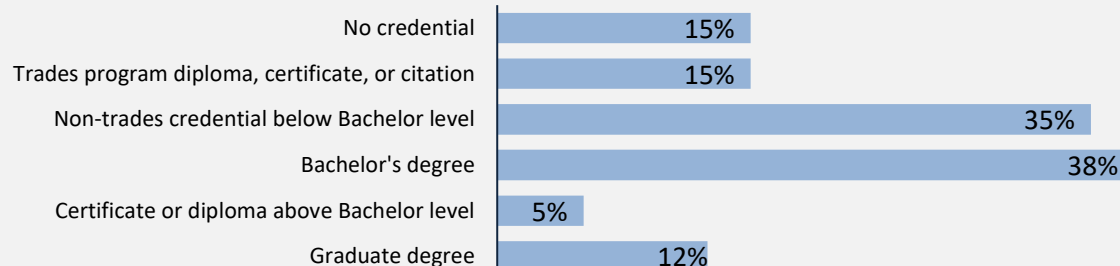
**Past Education**

**73%**

of respondents had taken previous post-secondary education

*n = 559*

Respondents were asked if they took ABE or ESL courses during or prior to their studies



*Credentials are based on those who had taken previous post-secondary education. Respondents could report more than one type of post-secondary credential.*

**Adult Basic Education**

**9%**

**English as a Second Language**

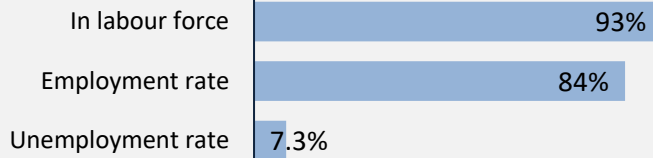
**12%**

**Applied filters:**

Year: 2021; CPC: VCC: Acute Care Skills Home Support/Resident Care Attendant, VCC: Addiction Counselling Skills, VCC: Administrative Assistant, VCC: Adult Education, VCC: ASL and Deaf Studies, VCC: Business and Technical Writing, VCC: Certified Dental Assisting, VCC: Community Counselling Skills, VCC: Dance, VCC: Dental Hygiene, VCC: Dental Reception Coordinator, VCC: Dental Technology, VCC: Digital Graphic Design, VCC: Drafting, VCC: Early Childhood Care and Education, VCC: Event Planning, VCC: Executive Assistant, VCC: Fashion Arts, VCC: Fashion Arts Diploma, VCC: Fashion

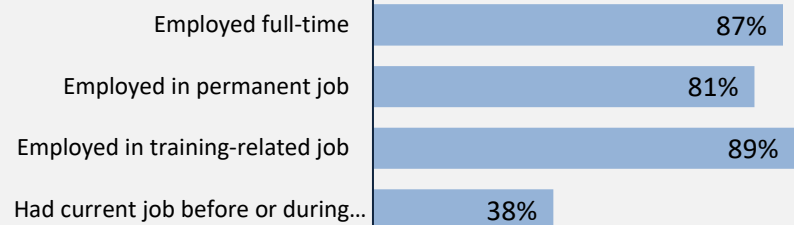
**Cohort** 1,384  
**Respondents** 778  
**Response Rate** 56%

**Employment Outcomes**



The "Employment rate" is the number employed as a percentage of all respondents. The "Unemployment rate" is the number of unemployed as a percentage of respondents in the labour force.

**Of those employed: n = 646**



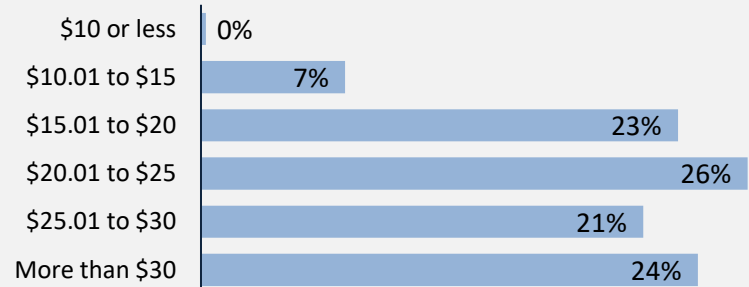
**Weekly Hours Worked (median, main job)**

**38**

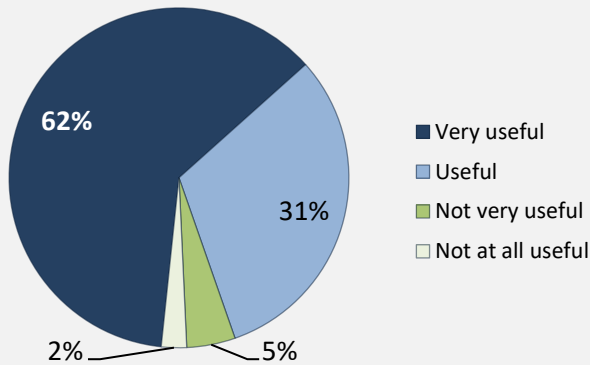
**Hourly Wage (median, main job)**

**\$25**

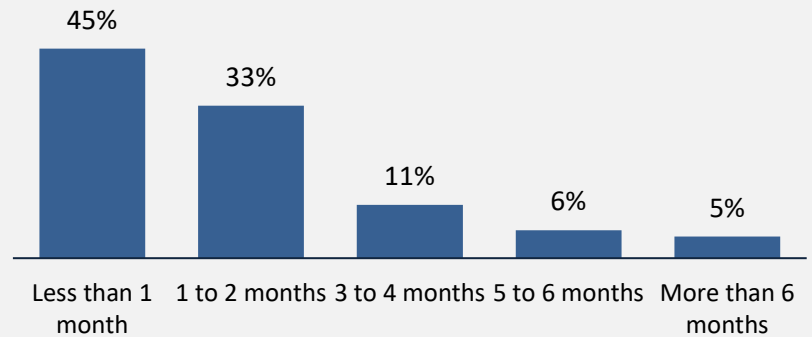
**Hourly Wage Group (main job)**



**Skills and Knowledge Gained Useful in Performing Job**



**Time Spent Looking for Employment**



**Top Occupations (4-digit NOC)**

	# Employed	% of those employed
4021: College and other vocational instructors	60	9%
3413: Nurse aides, orderlies and patient service associates	48	7%
XXXX: Unclassified occupations	37	6%
3414: Other assisting occupations in support of health services	35	5%
3233: Licensed practical nurses	33	5%
6311: Food service supervisors	26	4%
3212: Medical laboratory technicians and pathologists' assistants	25	4%
1242: Legal administrative assistants	24	4%
4212: Social and community service workers	20	3%
4211: Paralegal and related occupations	20	3%
<b>Total of top occupations</b>	<b>328</b>	<b>51%</b>
<b>Total employed</b>	<b>646</b>	

**Applied filters:**

Year: 2021; CPC: VCC: Acute Care Skills Home Support/Resident Care Attendant, VCC: Addiction Counselling Skills, VCC: Administrative Assistant, VCC: Adult Education, VCC: ASL and Deaf Studies, VCC: Business and Technical Writing, VCC: Certified Dental Assisting, VCC: Community Counselling Skills, VCC: Dance, VCC: Dental Hygiene, VCC: Dental Reception Coordinator, VCC: Dental Technology, VCC: Digital Graphic Design, VCC: Drafting, VCC: Early Childhood Care and Education, VCC: Event Planning, VCC: Executive Assistant, VCC: Fashion Arts, VCC: Fashion Arts Diploma, VCC: Fashion

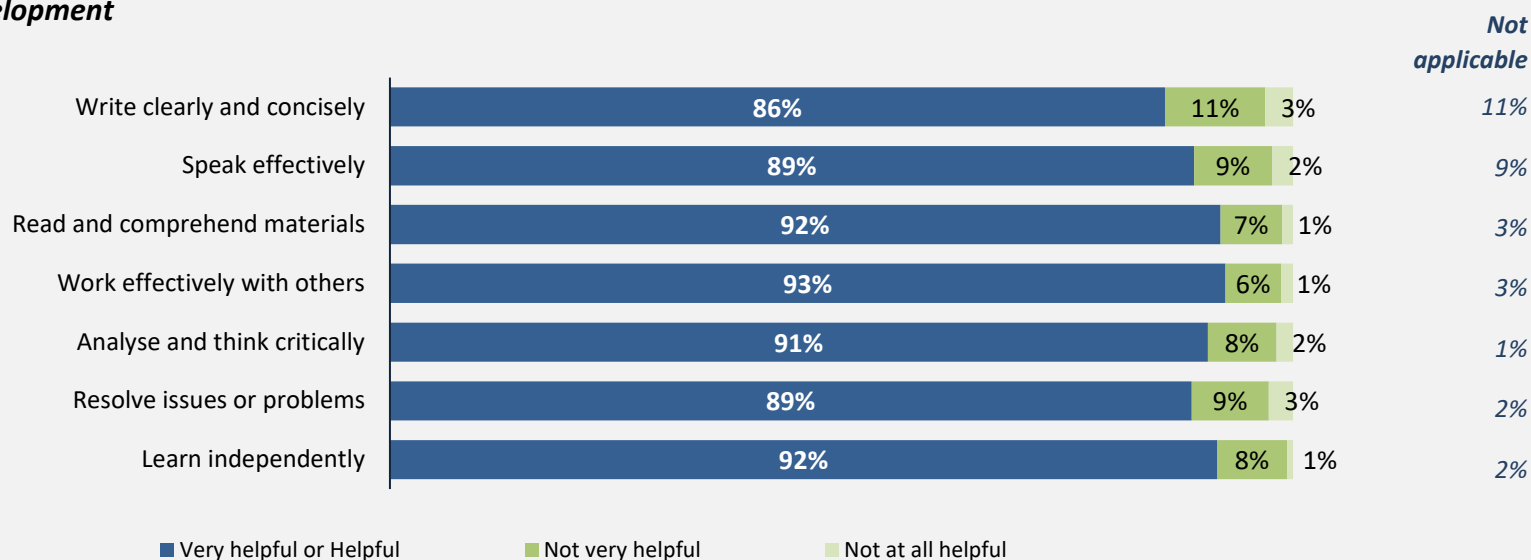
<b>Cohort</b>	<b>1,384</b>
<b>Respondents</b>	<b>778</b>
<b>Response Rate</b>	<b>56%</b>

## Skill Development and Post-Secondary Experience

**96%**

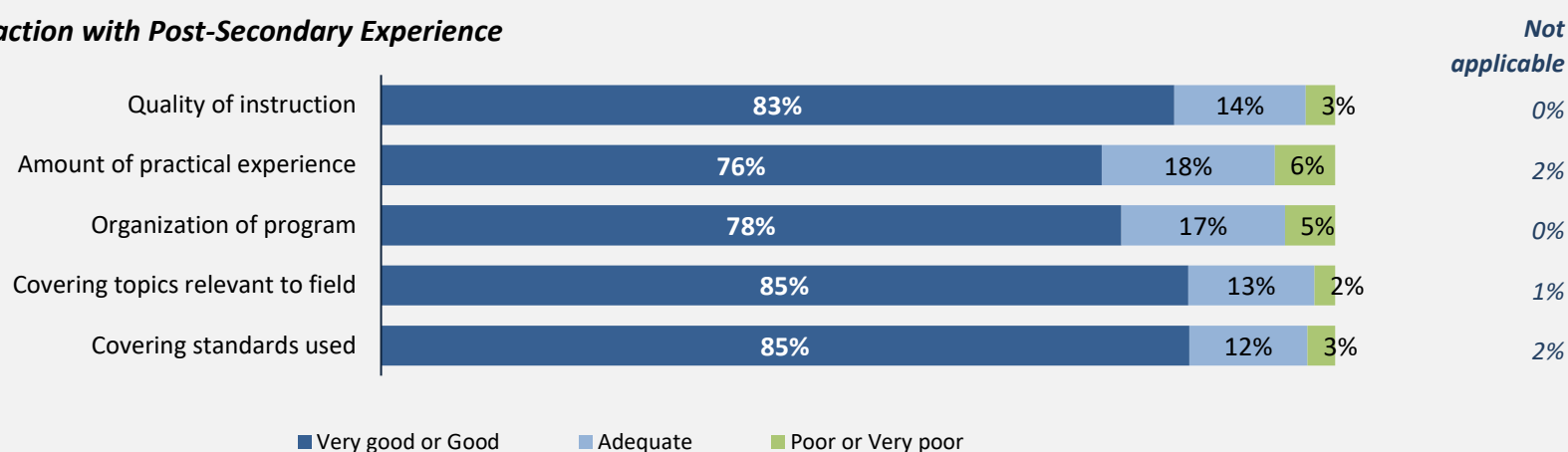
said they were very satisfied or satisfied with the education they received.

### Skill Development



Percentages are based on those who gave a valid rating, excluding those who said Not applicable.

### Satisfaction with Post-Secondary Experience



Percentages are based on those who gave a valid rating, excluding those who said Not applicable.