

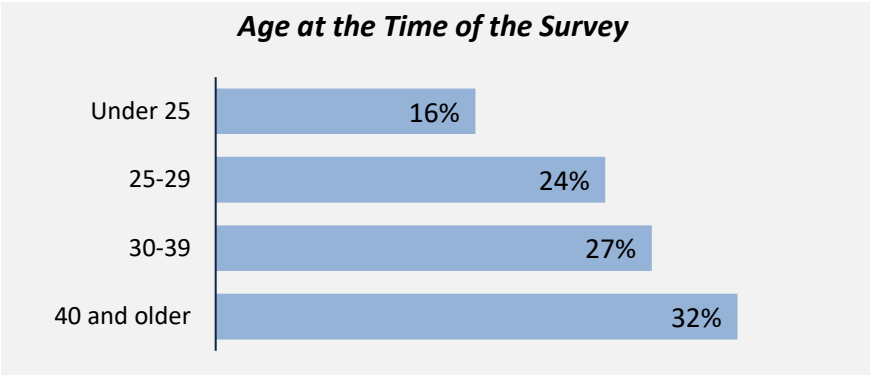

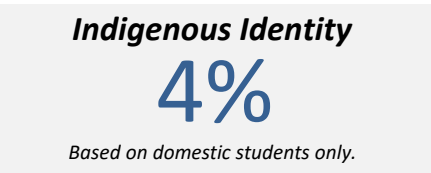
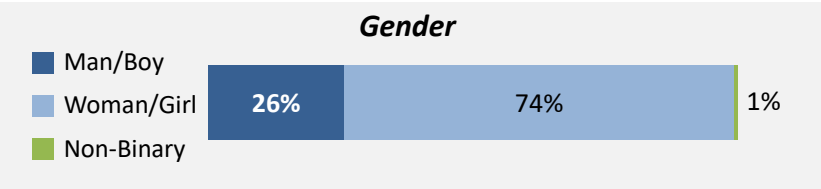
Applied filters:

Year: 2025; CPC: VCC: Addiction Counselling Skills, VCC: Administrative Assistant, VCC: ASL and Deaf Studies, VCC: Business and Technical Writing, VCC: Certified Dental Assisting, VCC: Community Counselling Skills, VCC: Dance, VCC: Dental Hygiene, VCC: Dental Reception Coordinator, VCC: Early Childhood Care and Education, VCC: Executive Assistant, VCC: Fashion Arts, VCC: Fashion Merchandising, VCC: Health Care Assistant, VCC: Hospitality Management, VCC: Infant Toddler Education, VCC: Interior Design, VCC: Jewellery Art & Design, VCC: Leadership, VCC: Leadership Business, VCC:

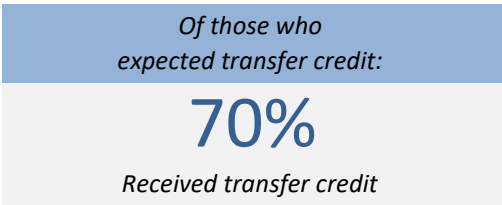
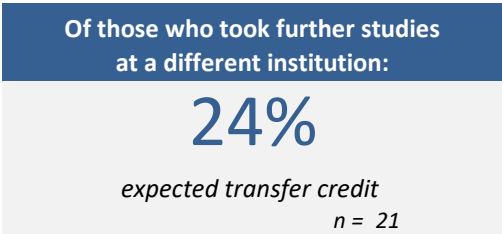
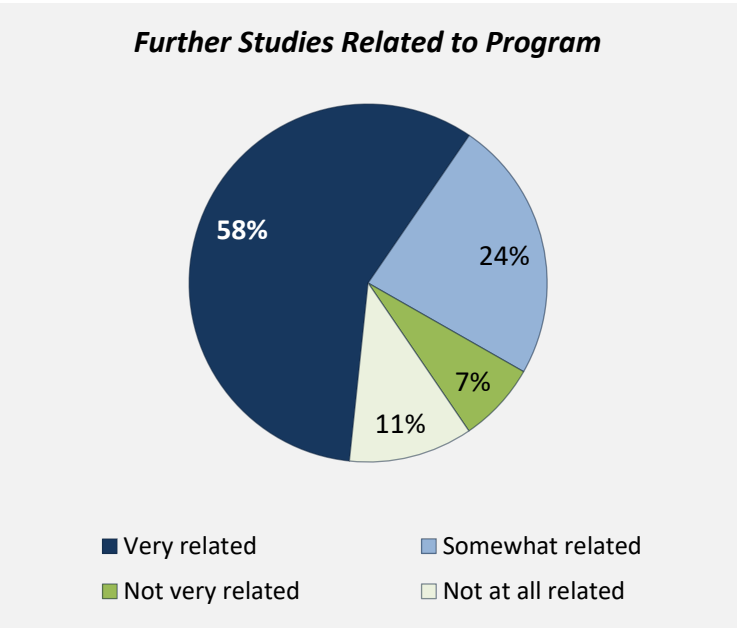
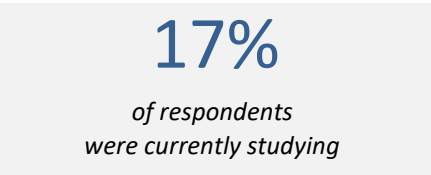
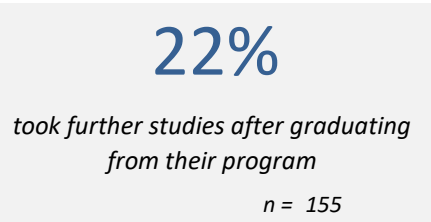
|               |       |
|---------------|-------|
| Cohort        | 1,989 |
| Respondents   | 693   |
| Response Rate | 35%   |

Description of Survey Respondents

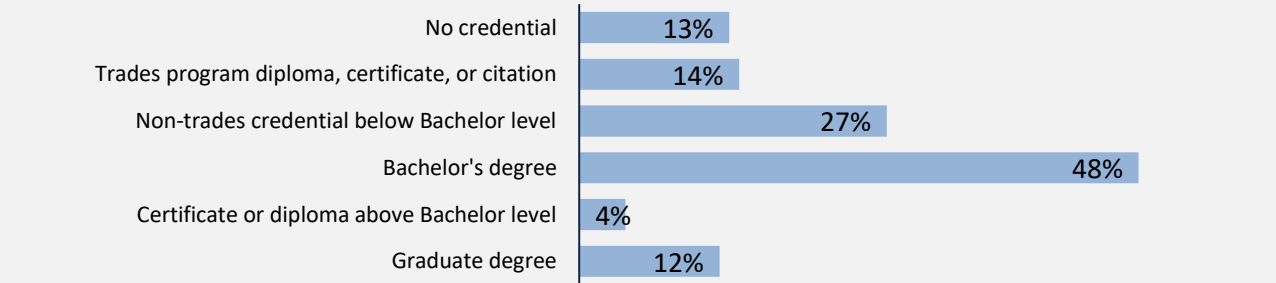
Demographics



Further Education

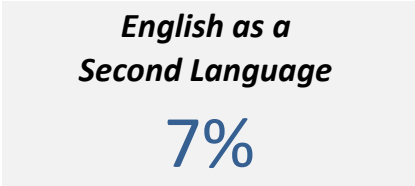
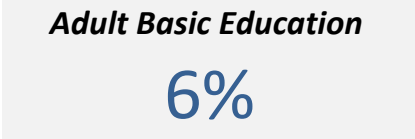


Past Education



Credentials are based on those who had taken previous post-secondary education. Respondents could report more than one type of post-secondary credential.

Respondents were asked if they took ABE or ESL courses during or prior to their studies

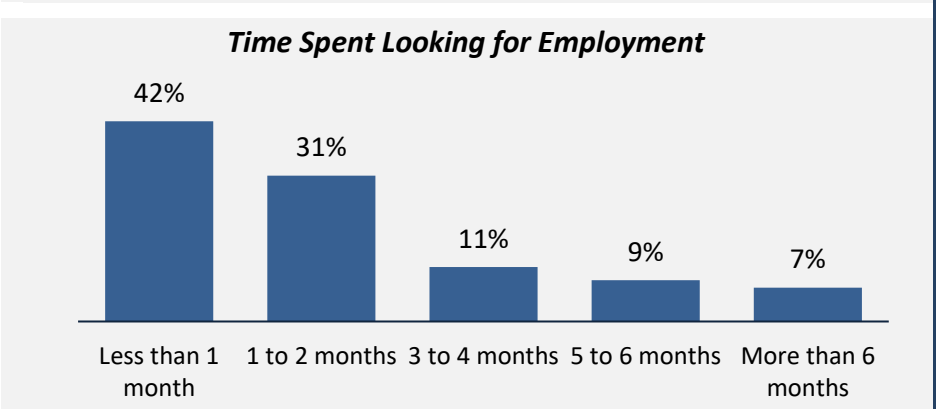
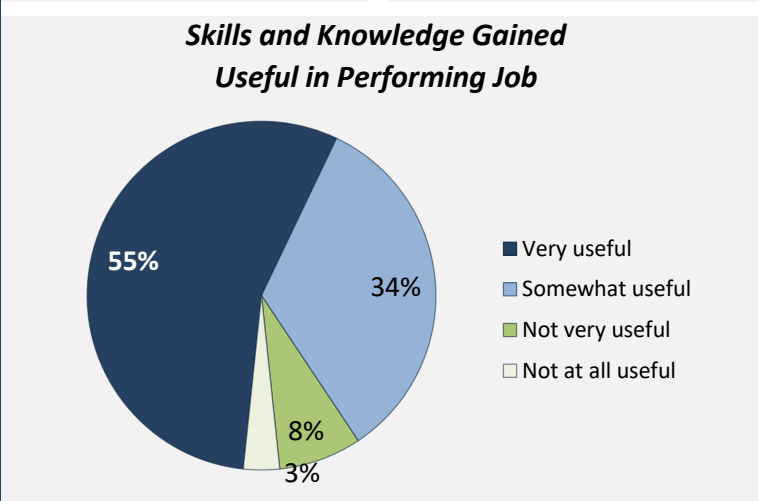
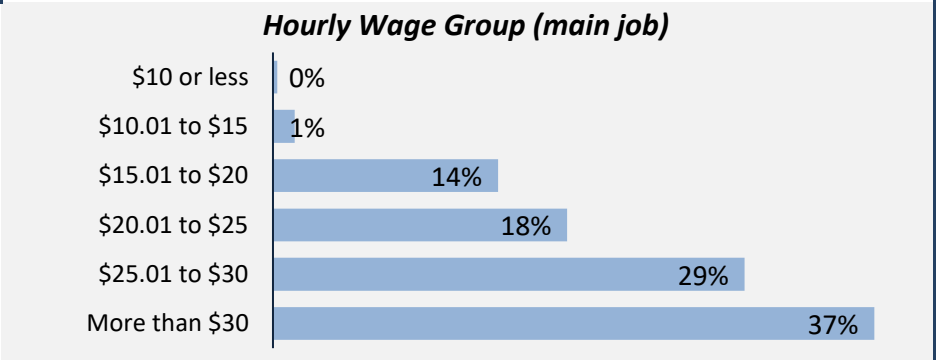
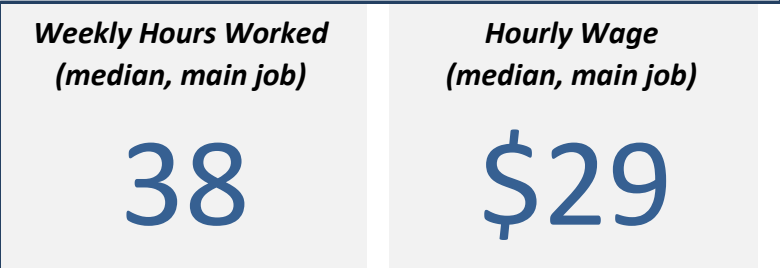
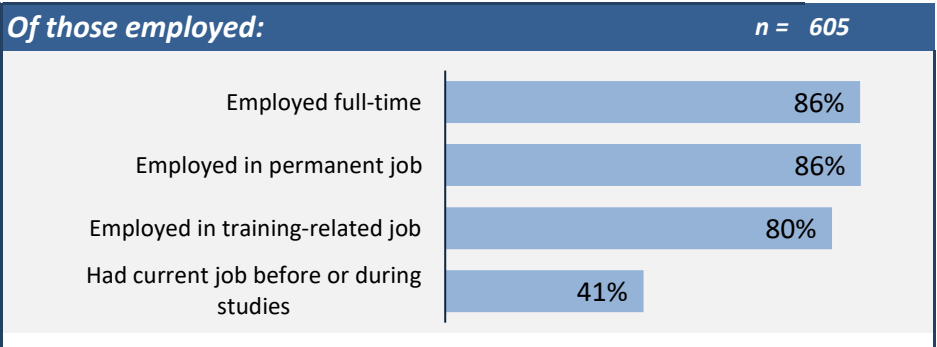
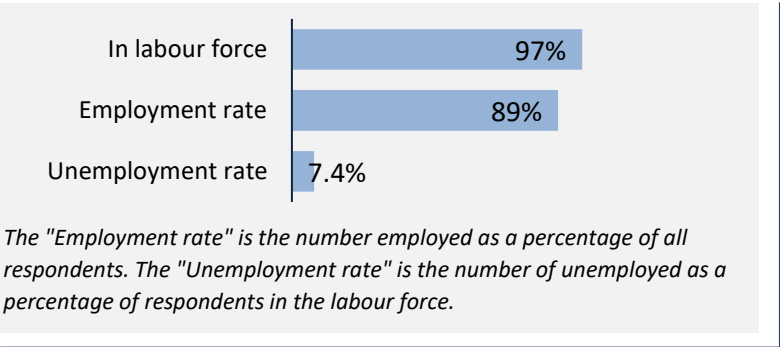


Applied filters:

Year: 2025; CPC: VCC: Addiction Counselling Skills, VCC: Administrative Assistant, VCC: ASL and Deaf Studies, VCC: Business and Technical Writing, VCC: Certified Dental Assisting, VCC: Community Counselling Skills, VCC: Dance, VCC: Dental Hygiene, VCC: Dental Reception Coordinator, VCC: Early Childhood Care and Education, VCC: Executive Assistant, VCC: Fashion Arts, VCC: Fashion Merchandising, VCC: Health Care Assistant, VCC: Hospitality Management, VCC: Infant Toddler Education, VCC: Interior Design, VCC: Jewellery Art & Design, VCC: Leadership, VCC: Leadership Business, VCC:

Cohort 1,989  
Respondents 693  
Response Rate 35%

Employment Outcomes



Top Occupations (5-digit NOC)

|                                                                        | # Employed | % of those employed |
|------------------------------------------------------------------------|------------|---------------------|
| XXXXX: Unclassified occupations                                        | 48         | 8%                  |
| 41210: College and other vocational instructors                        | 45         | 7%                  |
| 33102: Nurse aides, orderlies and patient service associates           | 39         | 6%                  |
| 42202: Early childhood educators and assistants                        | 33         | 5%                  |
| 14101: Receptionists                                                   | 19         | 3%                  |
| 32101: Licensed practical nurses                                       | 19         | 3%                  |
| 33100: Dental assistants and dental laboratory assistants              | 16         | 3%                  |
| 33109: Other assisting occupations in support of health services       | 16         | 3%                  |
| 33101: Medical laboratory assistants and related technical occupations | 13         | 2%                  |
| 62020: Food service supervisors                                        | 12         | 2%                  |
| Total of top occupations                                               | 260        | 43%                 |
| Total employed                                                         | 605        |                     |

Applied filters:

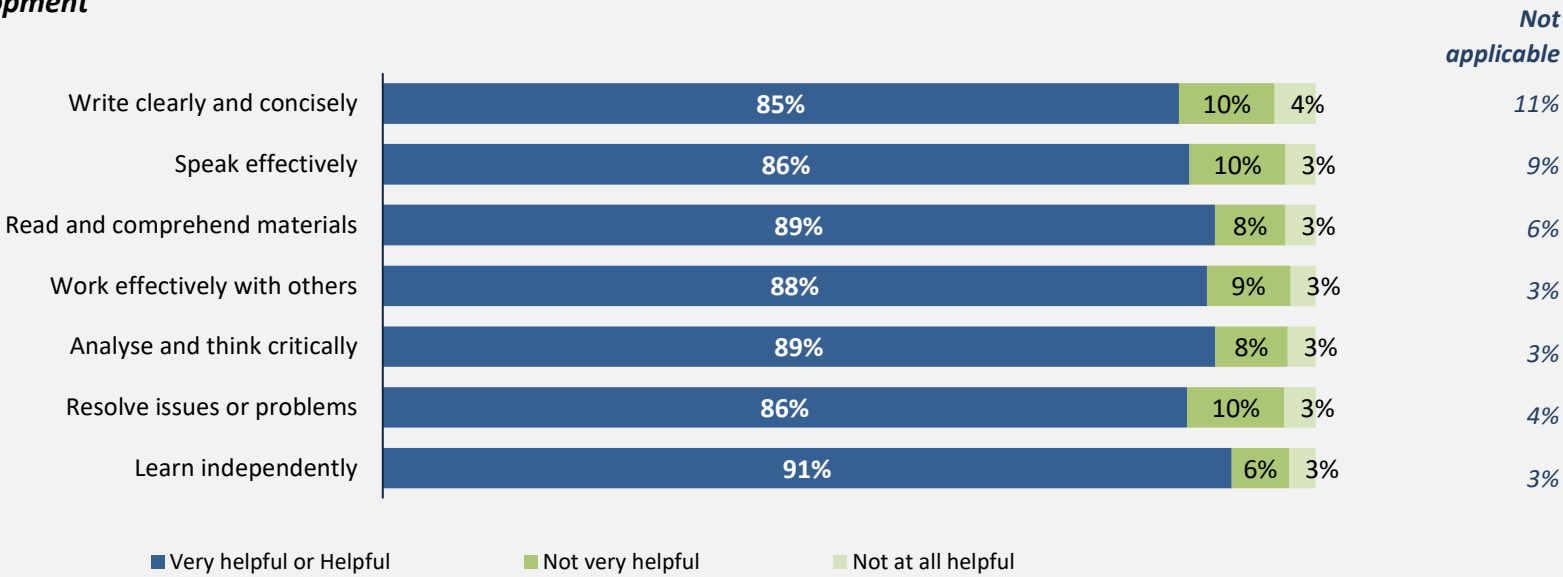
Year: 2025; CPC: VCC: Addiction Counselling Skills, VCC: Administrative Assistant, VCC: ASL and Deaf Studies, VCC: Business and Technical Writing, VCC: Certified Dental Assisting, VCC: Community Counselling Skills, VCC: Dance, VCC: Dental Hygiene, VCC: Dental Reception Coordinator, VCC: Early Childhood Care and Education, VCC: Executive Assistant, VCC: Fashion Arts, VCC: Fashion Merchandising, VCC: Health Care Assistant, VCC: Hospitality Management, VCC: Infant Toddler Education, VCC: Interior Design, VCC: Jewellery Art & Design, VCC: Leadership, VCC: Leadership Business, VCC: Leadership Coaching, VCC:

|               |       |
|---------------|-------|
| Cohort        | 1,989 |
| Respondents   | 693   |
| Response Rate | 35%   |

Skill Development and Post-Secondary Experience

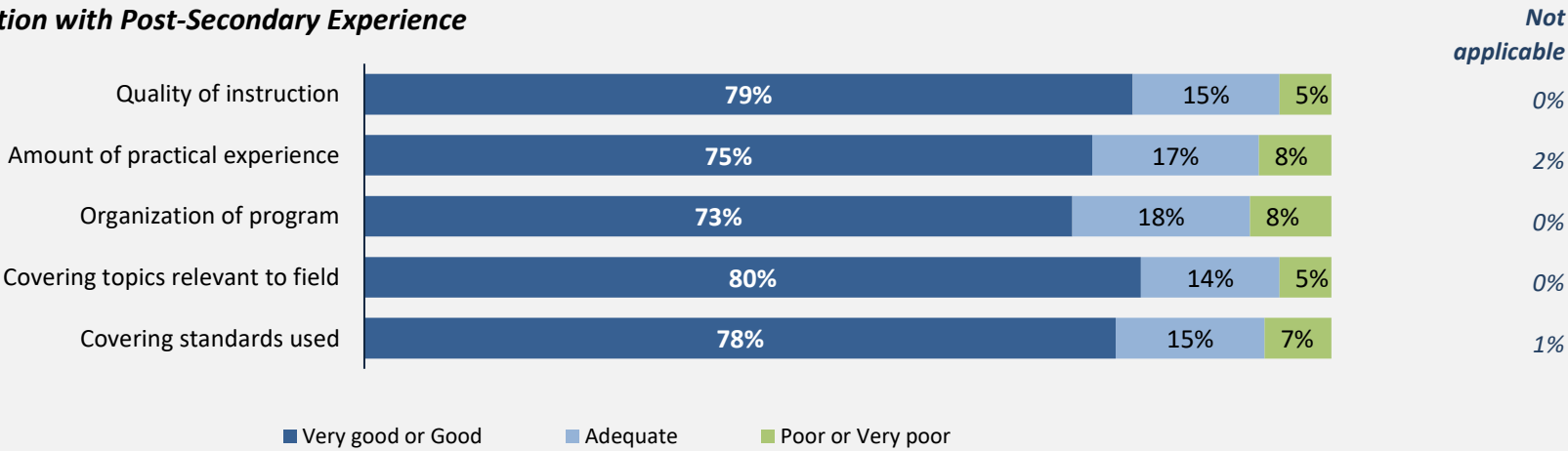
91% said they were very satisfied or satisfied with the education they received.

Skill Development



Percentages are based on those who gave a valid rating, excluding those who said Not applicable.

Satisfaction with Post-Secondary Experience



Percentages are based on those who gave a valid rating, excluding those who said Not applicable.