

Applied filters:

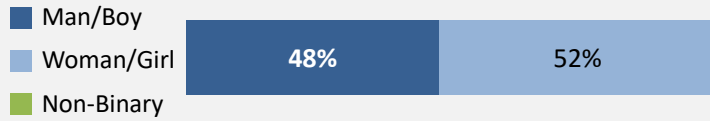
CPC: VCC: Addiction Counselling Skills;

Cohort 43
Respondents 23
Response Rate 53%

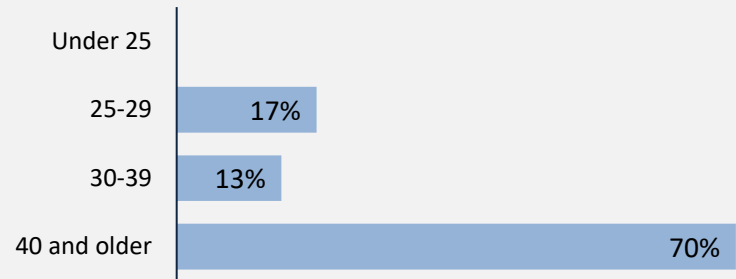
Description of Survey Respondents

Demographics

Gender



Age at the Time of the Survey



Indigenous Identity

27%

Based on domestic students only.

Median Age

43

Further Education

43%

took further studies after graduating from their program

n = 10

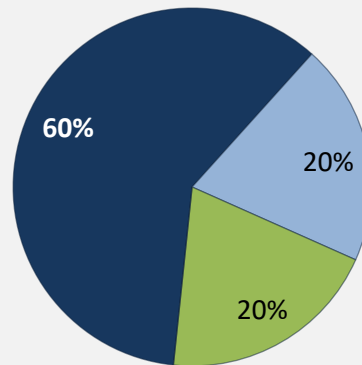
78%

of those who had taken further studies said their program prepared them well

22%

of respondents were currently studying

Further Studies Related to Program



Very related Somewhat related
 Not very related Not at all related

Of those who took further studies at a different institution:

25%

expected transfer credit
n = 2

Of those who expected transfer credit:

100%

Received transfer credit

50%

were very satisfied or satisfied with their transfer experience

Past Education

61%

of respondents had taken previous post-secondary education

n = 14

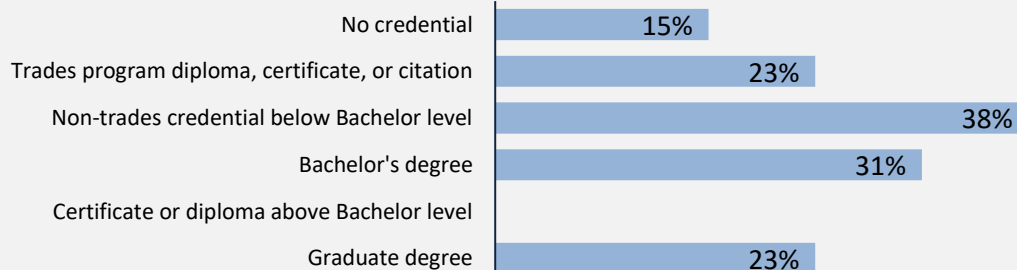
Respondents were asked if they took ABE or ESL courses during or prior to their studies

Adult Basic Education

19%

English as a Second Language

5%



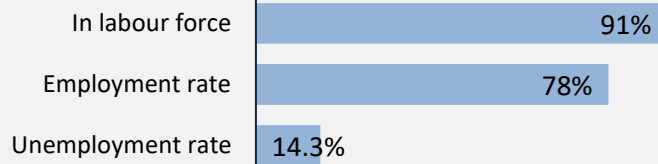
Credentials are based on those who had taken previous post-secondary education. Respondents could report more than one type of post-secondary credential.

Applied filters:

CPC: VCC: Addiction Counselling Skills;


Cohort	43
Respondents	23
Response Rate	53%

Employment Outcomes



The "Employment rate" is the number employed as a percentage of all respondents. The "Unemployment rate" is the number of unemployed as a percentage of respondents in the labour force.

Of those employed: n = 18



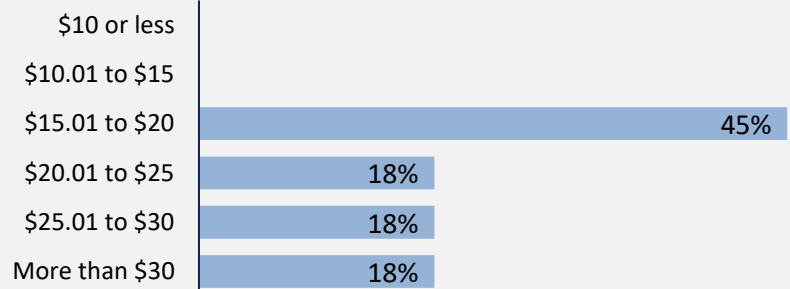
Weekly Hours Worked (median, main job)

33

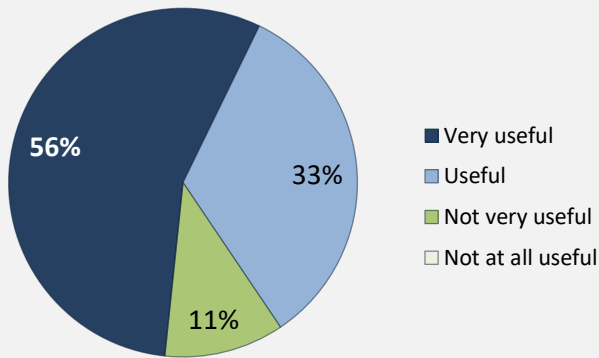
Hourly Wage (median, main job)

\$21

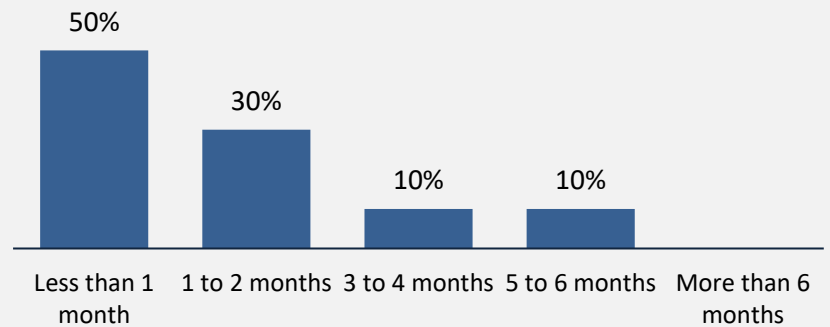
Hourly Wage Group (main job)



Skills and Knowledge Gained Useful in Performing Job



Time Spent Looking for Employment



Top Occupations (5-digit NOC)

	# Employed	% of those employed
42201: Social and community service workers	10	56%
41301: Therapists in counselling and related specialized therapies	5	28%
13112: Medical administrative assistants	1	6%
64400: Customer services representatives - financial institutions	1	6%
40030: Managers in social, community and correctional services	1	6%
Total of top occupations	18	100%
Total employed	18	

Applied filters:

CPC: VCC: Addiction Counselling Skills;

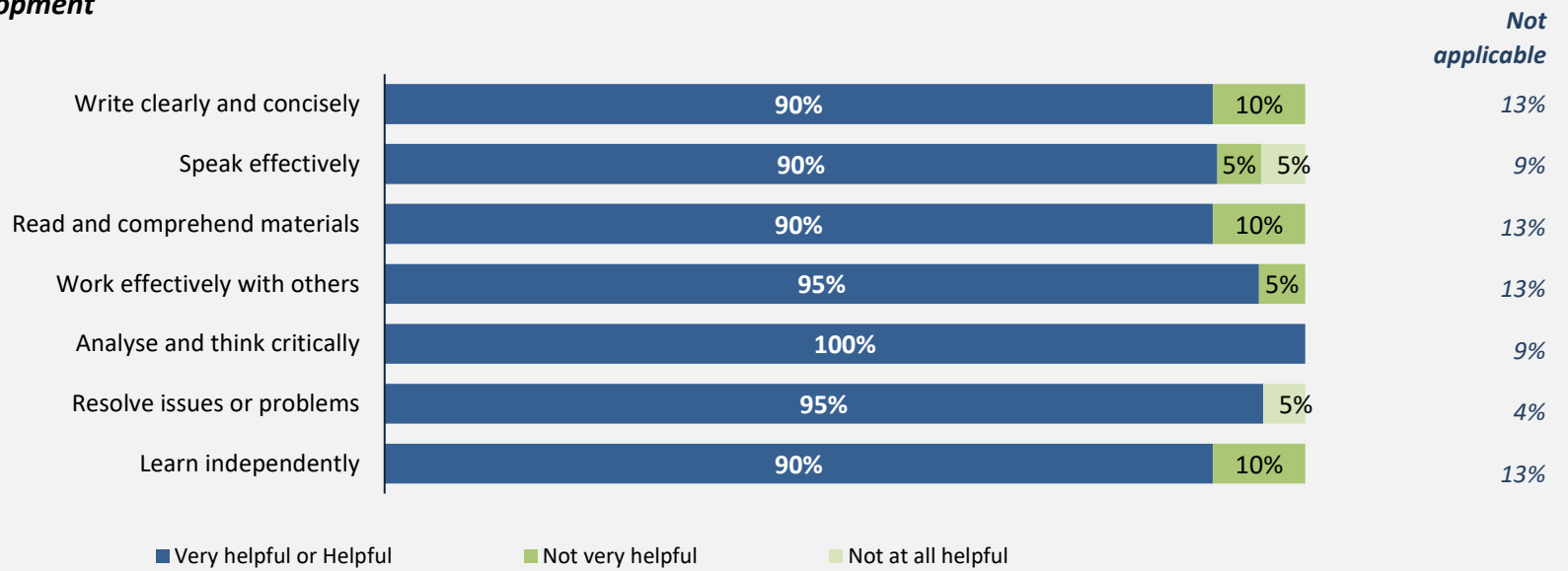
Cohort	43
Respondents	23
Response Rate	53%

Skill Development and Post-Secondary Experience

96%

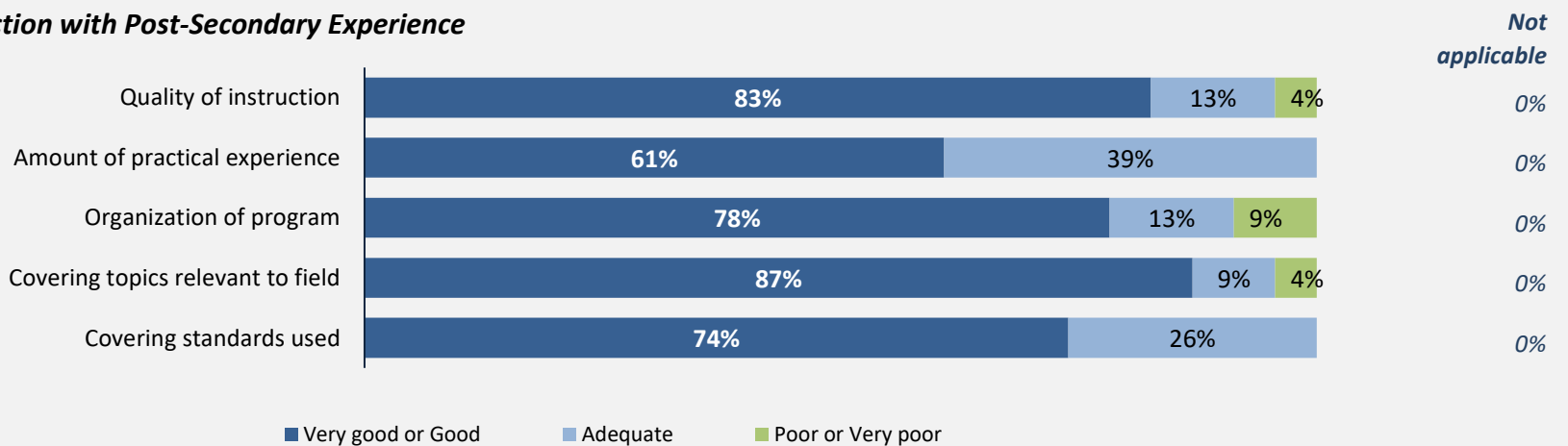
said they were very satisfied or satisfied with the education they received.

Skill Development



Percentages are based on those who gave a valid rating, excluding those who said Not applicable.

Satisfaction with Post-Secondary Experience



Percentages are based on those who gave a valid rating, excluding those who said Not applicable.