

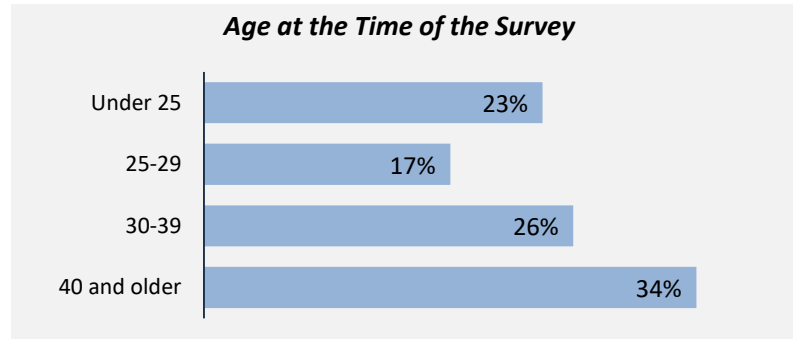
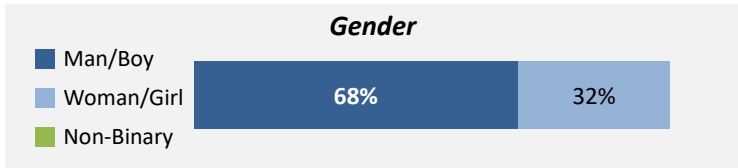
Applied filters:

CPC: VCC: Computer Aided Drafting (CAD) and 3D Building Information Modelling (BIM) Technician;

Cohort	122
Respondents	47
Response Rate	39%

Description of Survey Respondents

Demographics



Indigenous Identity
 -
Based on domestic students only.

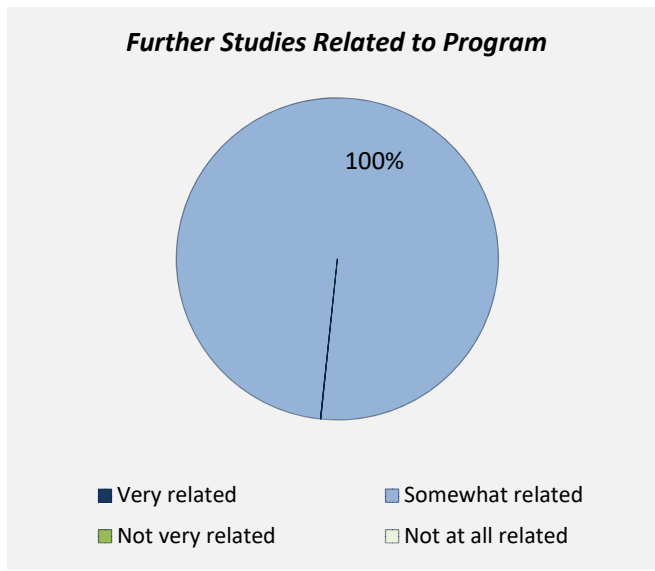
Median Age
36

Further Education

2%
 took further studies after graduating from their program
n = 1

100%
 of those who had taken further studies said their program prepared them well

2%
 of respondents were currently studying



Of those who took further studies at a different institution:
0%
 expected transfer credit
n = 0

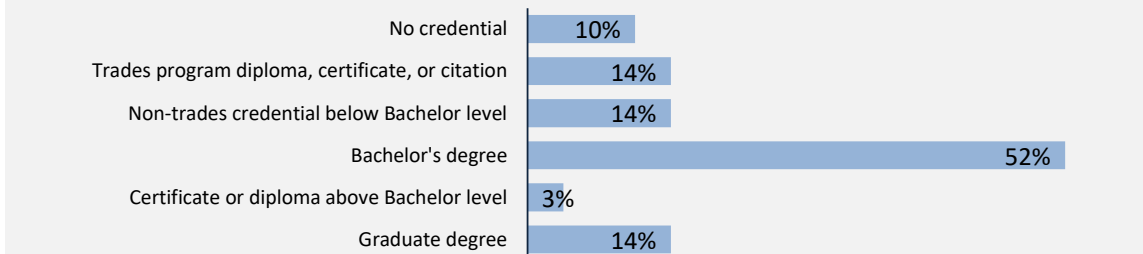
Of those who expected transfer credit:
 -
 Received transfer credit

-
 were very satisfied or satisfied with their transfer experience

Past Education

64% of respondents had taken previous post-secondary education *n = 30*

Respondents were asked if they took ABE or ESL courses during or prior to their studies



Adult Basic Education
4%

English as a Second Language
13%

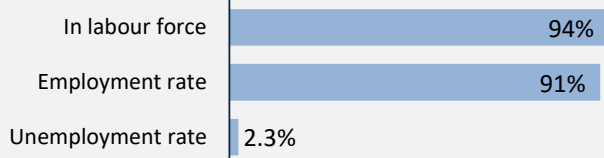
Credentials are based on those who had taken previous post-secondary education. Respondents could report more than one type of post-secondary credential.

Applied filters:

CPC: VCC: Computer Aided Drafting (CAD) and 3D Building Information Modelling (BIM) Technician;

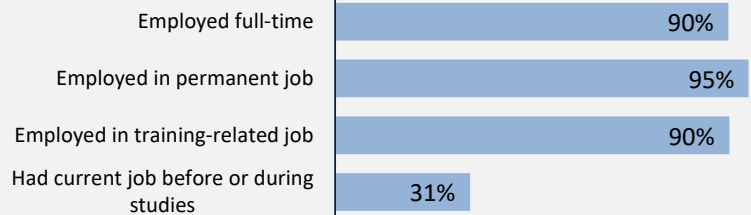
Cohort	122
Respondents	47
Response Rate	39%

Employment Outcomes



The "Employment rate" is the number employed as a percentage of all respondents. The "Unemployment rate" is the number of unemployed as a percentage of respondents in the labour force.

Of those employed: n = 43



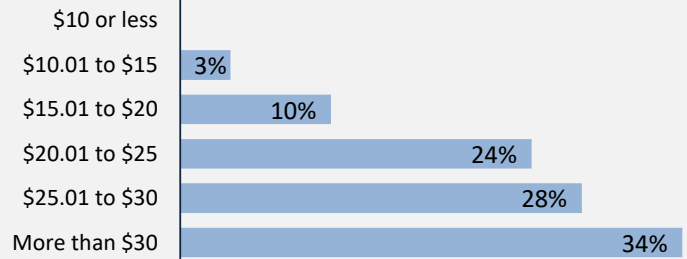
Weekly Hours Worked (median, main job)

40

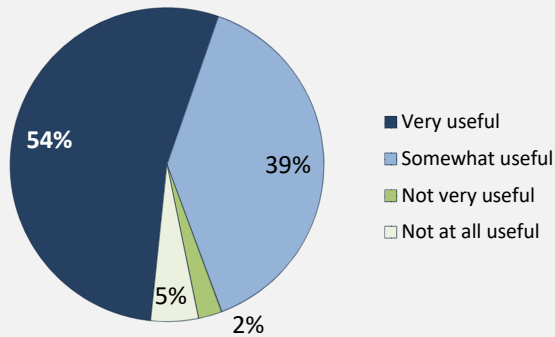
Hourly Wage (median, main job)

\$27

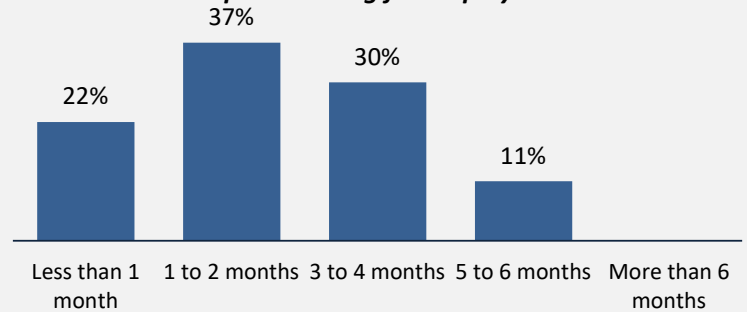
Hourly Wage Group (main job)



Skills and Knowledge Gained Useful in Performing Job



Time Spent Looking for Employment



Top Occupations (5-digit NOC)

	# Employed	% of those employed
22212: Drafting technologists and technicians	27	63%
22210: Architectural technologists and technicians	4	9%
XXXXX: Unclassified occupations	2	5%
22301: Mechanical engineering technologists and technicians	2	5%
14200: Accounting and related clerks	1	2%
72100: Machinists and machining and tooling inspectors	1	2%
65311: Specialized cleaners	1	2%
13110: Administrative assistants	1	2%
72310: Carpenters	1	2%
52121: Interior designers and interior decorators	1	2%
Total of top occupations	41	95%
Total employed	43	

Applied filters:

CPC: VCC: Computer Aided Drafting (CAD) and 3D Building Information Modelling (BIM) Technician;

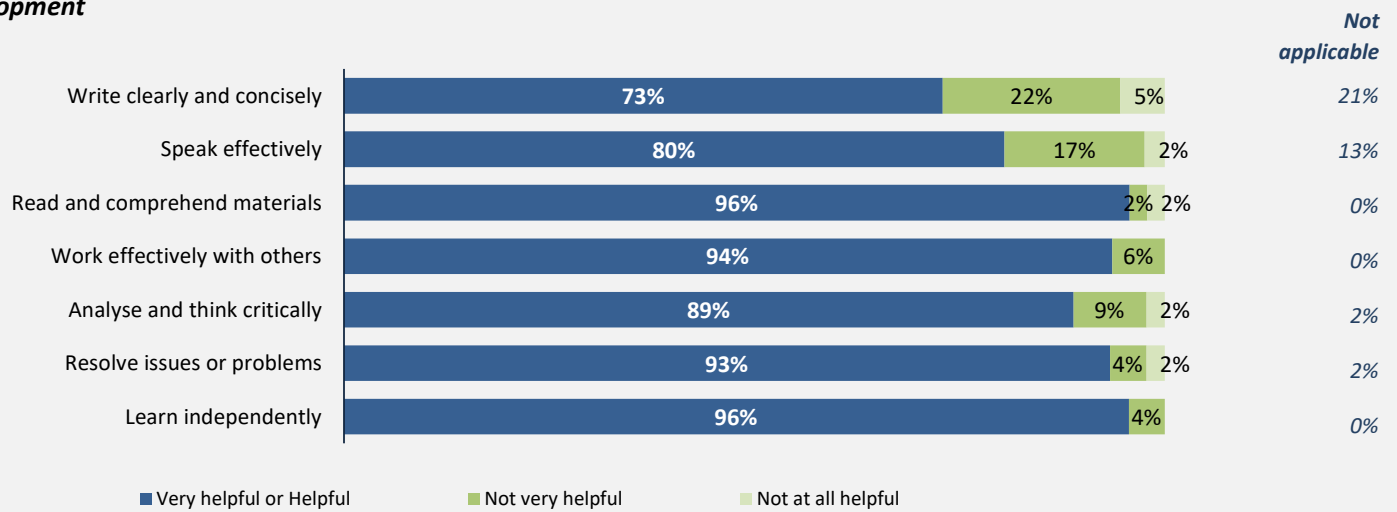
Cohort	122
Respondents	47
Response Rate	39%

Skill Development and Post-Secondary Experience

91%

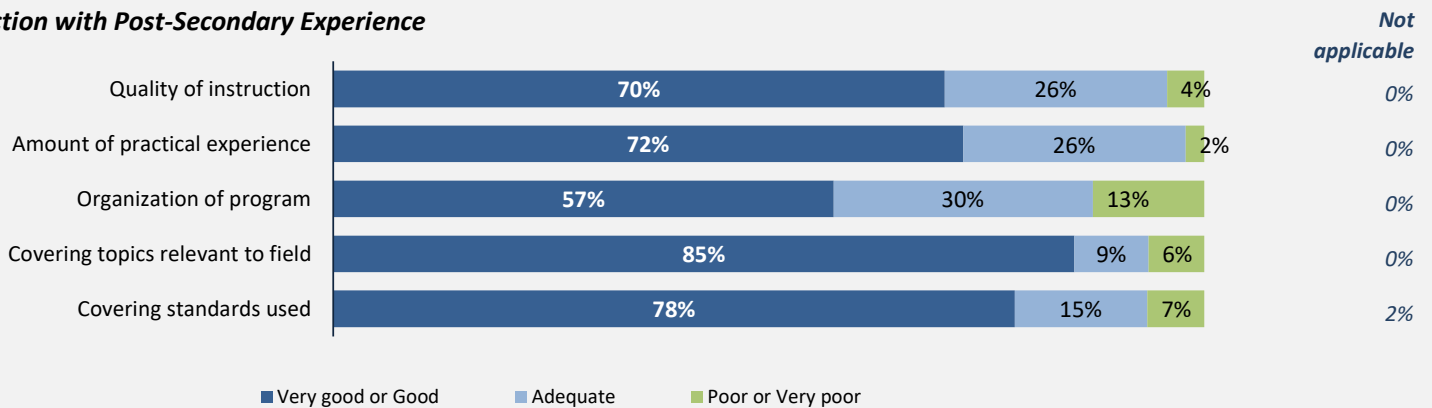
said they were very satisfied or satisfied with the education they received.

Skill Development



Percentages are based on those who gave a valid rating, excluding those who said Not applicable.

Satisfaction with Post-Secondary Experience



Percentages are based on those who gave a valid rating, excluding those who said Not applicable.