

Applied filters:


CPC: VCC: Steel Construction Model Technician;

Cohort	31
Respondents	19
Response Rate	61%

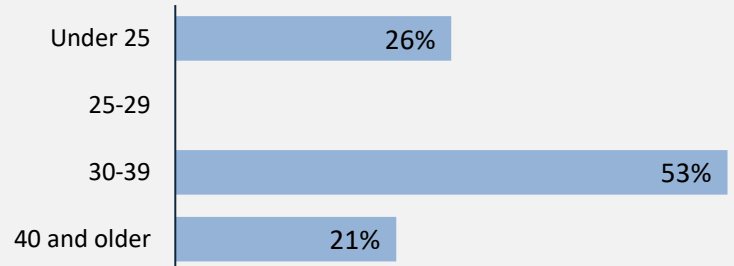
Description of Survey Respondents

Demographics

Gender



Age at the Time of the Survey



Indigenous Identity

-

Based on domestic students only.

Median Age

33

Further Education

44%

took further studies after graduating from their program
n = 7

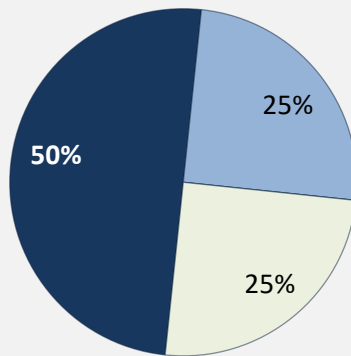
75%

of those who had taken further studies said their program prepared them well

26%

of respondents were currently studying

Further Studies Related to Program



■ Very related ■ Somewhat related
■ Not very related ■ Not at all related

Of those who took further studies at a different institution:

-

expected transfer credit
n = -

Of those who expected transfer credit:

-

Received transfer credit

-

were very satisfied or satisfied with their transfer experience

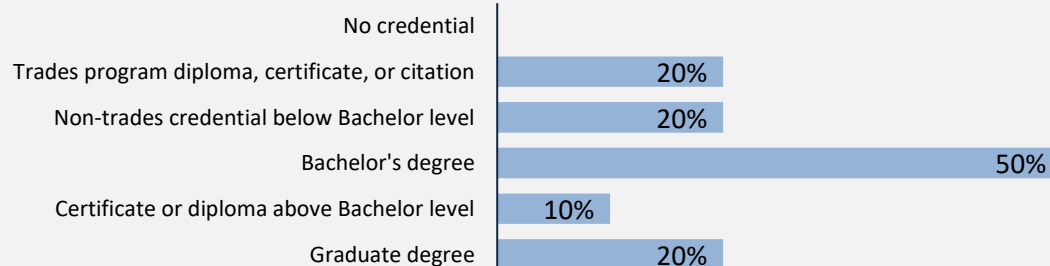
Past Education

77%

of respondents had taken previous post-secondary education

n = 10

Respondents were asked if they took ABE or ESL courses during or prior to their studies



Credentials are based on those who had taken previous post-secondary education. Respondents could report more than one type of post-secondary credential.

Adult Basic Education

5%

English as a Second Language

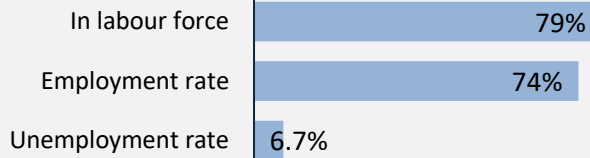
5%

Applied filters:

CPC: VCC: Steel Construction Model Technician;

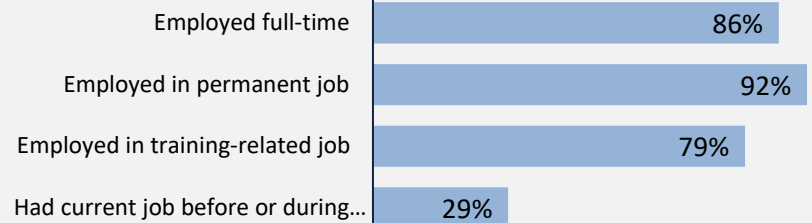
Cohort	31
Respondents	19
Response Rate	61%

Employment Outcomes



The "Employment rate" is the number employed as a percentage of all respondents. The "Unemployment rate" is the number of unemployed as a percentage of respondents in the labour force.

Of those employed: n = 14



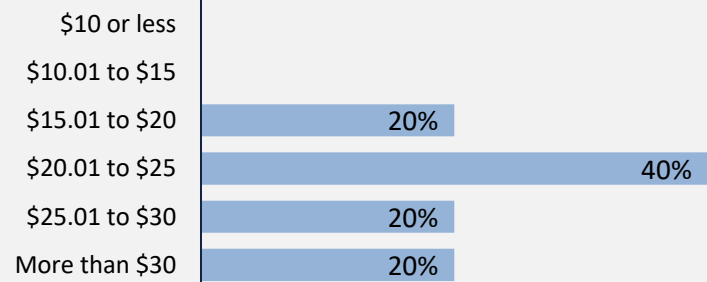
Weekly Hours Worked (median, main job)

40

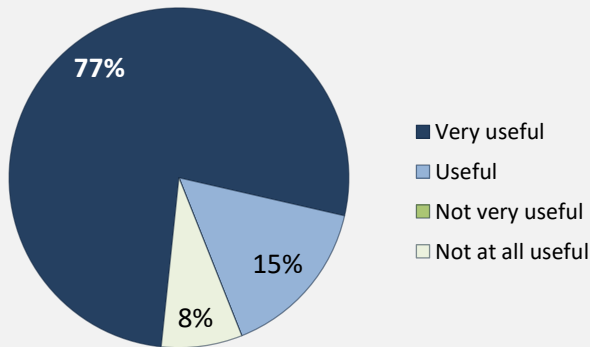
Hourly Wage (median, main job)

\$25

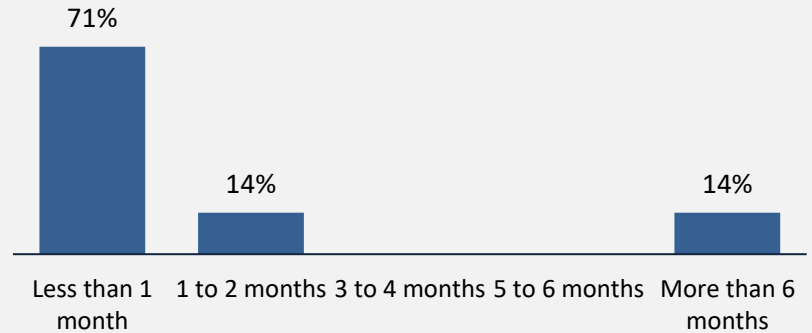
Hourly Wage Group (main job)



Skills and Knowledge Gained Useful in Performing Job



Time Spent Looking for Employment



Top Occupations (5-digit NOC)

	# Employed	% of those employed
22212: Drafting technologists and technicians	10	71%
65311: Specialized cleaners	1	7%
64410: Security guards and related security service occupations	1	7%
13110: Administrative assistants	1	7%
22300: Civil engineering technologists and technicians	1	7%
Total of top occupations	14	100%
Total employed	14	

Applied filters:

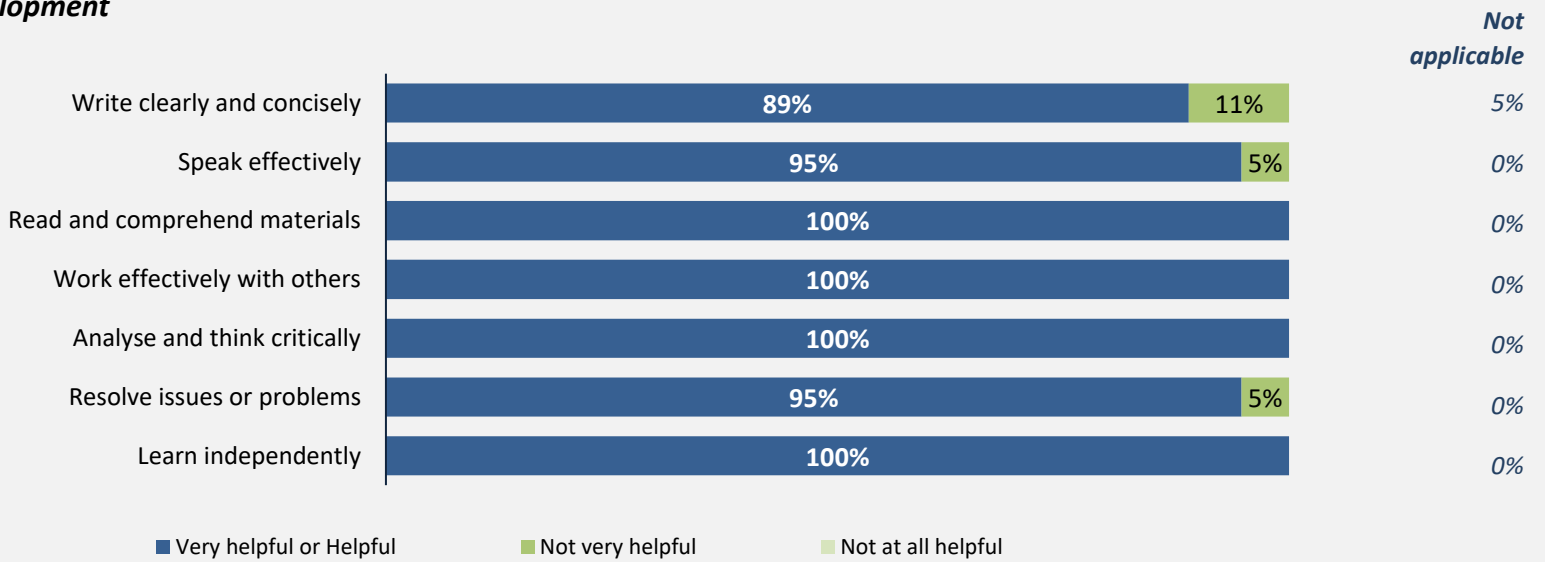
CPC: VCC: Steel Construction Model Technician;

Cohort	31
Respondents	19
Response Rate	61%

Skill Development and Post-Secondary Experience

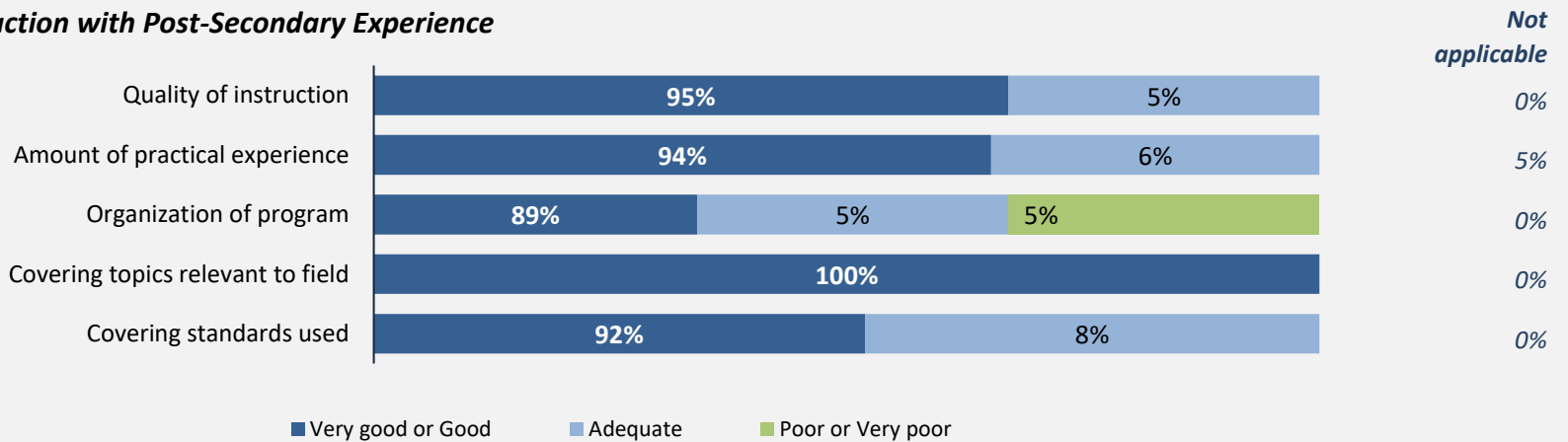
100% said they were very satisfied or satisfied with the education they received.

Skill Development



Percentages are based on those who gave a valid rating, excluding those who said Not applicable.

Satisfaction with Post-Secondary Experience



Percentages are based on those who gave a valid rating, excluding those who said Not applicable.

Applied filters:

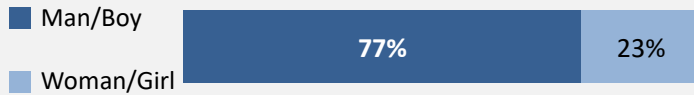
CPC: VCC: Steel Detailing Technician;

Cohort	19
Respondents	13
Response Rate	68%

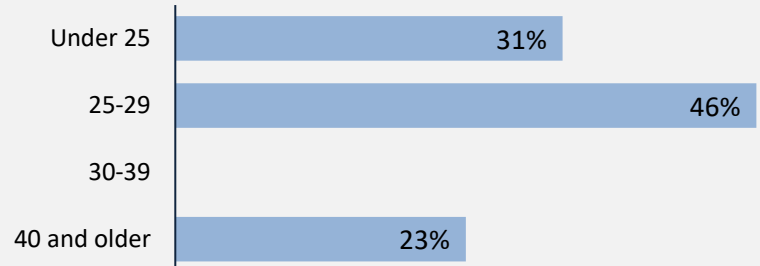
Description of Survey Respondents

Demographics

Gender



Age at the Time of the Survey



Indigenous Identity

11%

Based on domestic students only.

Median Age

27

Further Education

31%

took further studies after graduating from their program

n = 4

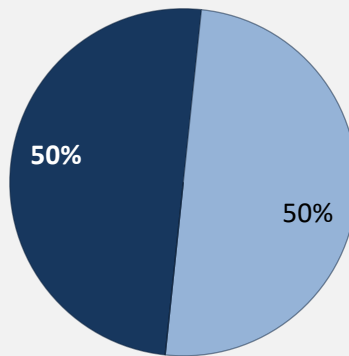
100%

of those who had taken further studies said their program prepared them well

23%

of respondents were currently studying

Further Studies Related to Program



■ Very related ■ Somewhat related
■ Not very related ■ Not at all related

Of those who took further studies at a different institution:

—
 expected transfer credit
n = -

Of those who expected transfer credit:

—
 Received transfer credit


—
 were very satisfied or satisfied with their transfer experience

Past Education

38%

of respondents had taken previous post-secondary education

n = 5



Credentials are based on those who had taken previous post-secondary education. Respondents could report more than one type of post-secondary credential.

Respondents were asked if they took ABE or ESL courses during or prior to their studies

Adult Basic Education

0%

English as a Second Language

0%

Applied filters:

CPC: VCC: Steel Detailing Technician;

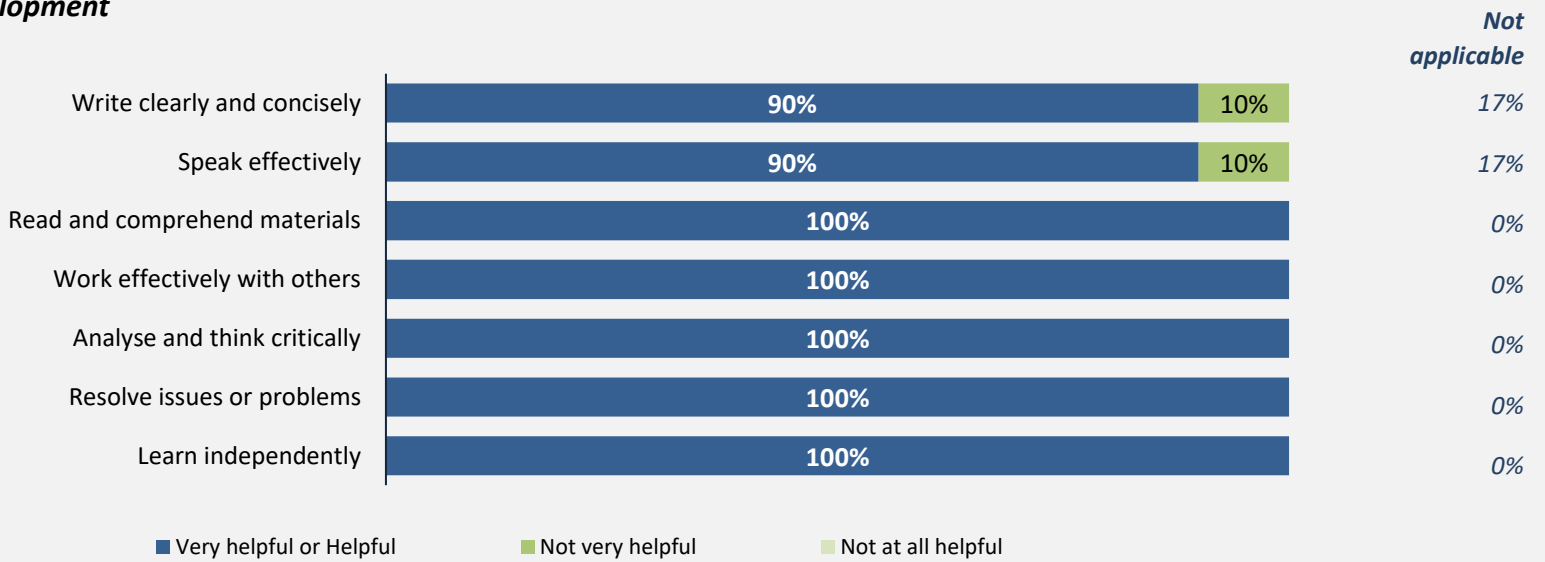
Cohort	19
Respondents	13
Response Rate	68%

Skill Development and Post-Secondary Experience

92%

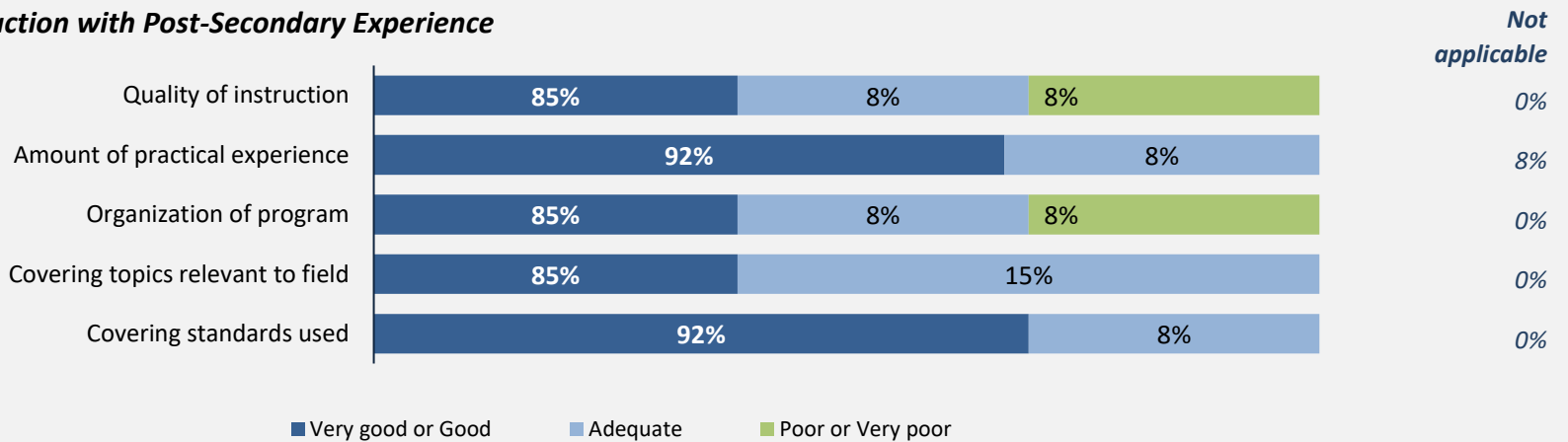
said they were very satisfied or satisfied with the education they received.

Skill Development



Percentages are based on those who gave a valid rating, excluding those who said Not applicable.

Satisfaction with Post-Secondary Experience



Percentages are based on those who gave a valid rating, excluding those who said Not applicable.