

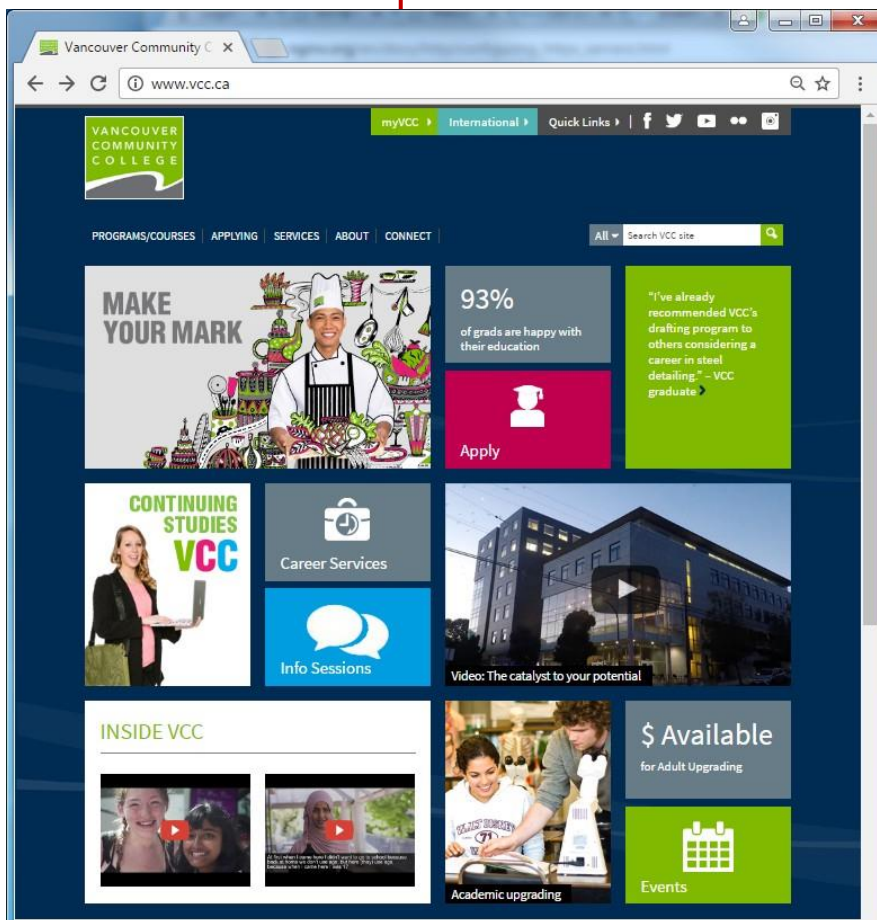


T2202A Frequently Asked Questions

Login Instructions:

To access your tax receipt, go to <http://www.vcc.ca>

At the top corner click on **myVCC**





Enter your Student ID. Enter your password. Then click on the Submit button.


For first time users your initial password is set to your birthdate in the format MMDDYY. For example, if your birthdate is January 25, 1975, your password would be 012575. If you have previously logged into the system you will have set up your own password. If you have forgotten your password click on "Password Help"



Login

[Login Help](#)
[Password Help](#)

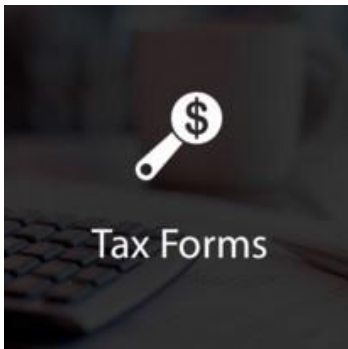
Welcome to the VCC intranet





How to print your tax form:

Click on the "Tax Forms" button



Click on "T2202A Tax Credit Form"



[Personal Information](#) [Student Services](#) [Financial Aid](#)

Search

[RETURN TO MENU](#) [SITE MAP](#) [HELP](#) [EXIT](#)

Canadian Tax Forms

[T2202A Tax Credit Form](#)

RELEASE: 8.7

© 2016 Ellucian Company L.P. and its affiliates.



Select the tax year you would like to print and then choose to either “view data” or “printable T2202A form”. Selecting “view data” will give you the information that will be on your tax form. You will need to select “printable T2202A form” to get the official tax form that is used for filing your taxes.

Please ensure your printer is in working order. The official tax form will print after you submit it to printing the first time. Any subsequent printing submissions will produce a form with the word “duplicate” on it.

A screenshot of the myVCC web application interface. At the top left is the Vancouver Community College logo. To its right is the text "myVCC" in a large, green, sans-serif font. Below the logo and text is a navigation bar with four tabs: "Personal Information", "Student Services", "Employee Information", and "Financial Aid". Underneath the navigation bar is a search bar with the text "Search" and a "Go" button. To the right of the search bar are links for "RETURN TO MENU", "SITE MAP", "HELP", and "EXIT". Below the search bar is the title "Tax Credit Data Form" and the text "Working with Student BANNER ID:". A horizontal yellow line separates the title from the form content. Below the line is the section "Select Tax Year" with the text "For the Tax Year: 2018" and three radio button options: "View Data", "Printable T2202A Form" (which is selected), and "Printable Quebec Receipt". At the bottom left of the form is a "Submit" button. At the bottom of the page is the text "RELEASE: 8.4".



Frequently Asked Questions and Answers about T2202A

I took courses at VCC during 2018, why isn't there a tax form for me?

Generally, T2202A forms are issued to students who have paid \$100.00 or more in eligible fees for post-secondary level courses beginning and ending in a particular year. However, not all students qualify for tax forms. For example, courses in ESL are not considered to be at a post-secondary level and so they are excluded from the T2202A form. Also, students taking courses in Continuing Education may not qualify if such courses do not lead up to a certificate or a degree.

Why are you providing the T2202A on myVCC?

VCC is providing this form online as part of our commitment to make it more convenient for our students to access the form through self-service at myVCC.ca. It also avoids delays caused by returned mailings due to address changes the students may have failed to notify VCC about.

Why doesn't my PDF file containing the T2202A form open?

Please ensure that your pop up blocker is OFF, otherwise the form can't open.

Why doesn't my T2202A match the amount I paid for my program or course?

Student tax receipts will reflect only the "eligible fees," not all the fees that may have been paid. Your student union fee is not an eligible fee, for instance. Please refer to the Canada Revenue Agency website at www.cra-arc.gc.ca for more information on eligible fees. Tax receipts are based on course dates, not on payment date. Tax receipt issued will cover studies taken from January to December 2018. You will receive a tax form next year if your course carries over into 2019.

Which year's tax forms are available online via myVCC?

Tax forms are available online for courses taken between 2004 and 2018 calendar year.

I received my T2202A form but the address on it is incorrect. Do I need a new one?

You may submit the T2202A as received even if the address is incorrect. Although it is not necessary for you to attach the T2202A form when you file your tax return, you should be able to produce one when requested by Revenue Canada.



My parents need my T2202A form. Will you send it directly to them for me?

As per Income Tax Act, students must use the Tuition and Education Credit Certificate (T2202A) on their own tax return until both the Federal and Provincial Tax payable is reduced to zero, after which the student may then transfer the balance of the credit to another eligible party using the reverse side of the T2202A form. This will require the student's signature.

If I add the tuition for my VCC course together with a course from another college, I would meet the \$100 minimum, why won't you give me a T2202A?

As per Income Tax Act, students *may not* combine receipts from institution in order to meet the minimum eligible fee.

I need a copy of my T2202A for tax years prior to 2004, how do I obtain a copy?

A copy can be obtained from the Student Accounts office at the VCC Broadway and Downtown campuses for a \$10.50 processing fee. For Continuing Studies students, you must obtain the T2202A from the Continuing Studies office.

What if I have questions about filing my income tax return or understanding what I can deduct for tax purposes?

Please refer your questions to the Canada Revenue Agency by telephone at 1-800-959-8281 or online at <http://www.cra-arc.gc.ca/E/pub/tg/p105/p105-e.html>.

What if I have questions about the tuition or education months on my T2202A?

Questions regarding your T2202A should be directed by email to T2202AHelp@vcc.ca or by phone to (604) 871-7000, ext. 7002 and your call will be returned.