

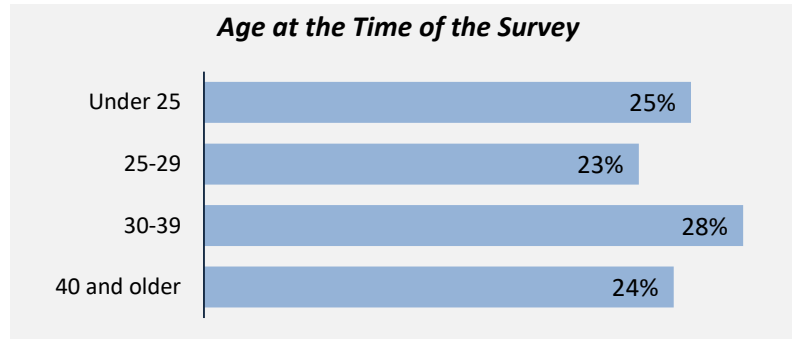
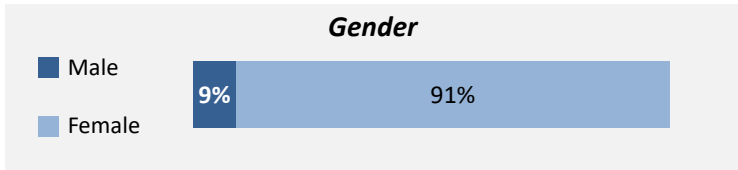
Applied filters:

CPC: VCC: Administrative Assistant;

Cohort	193
Respondents	111
Response Rate	58%

Description of Survey Respondents

Demographics



Aboriginal Identity
3%
Based on domestic students only.

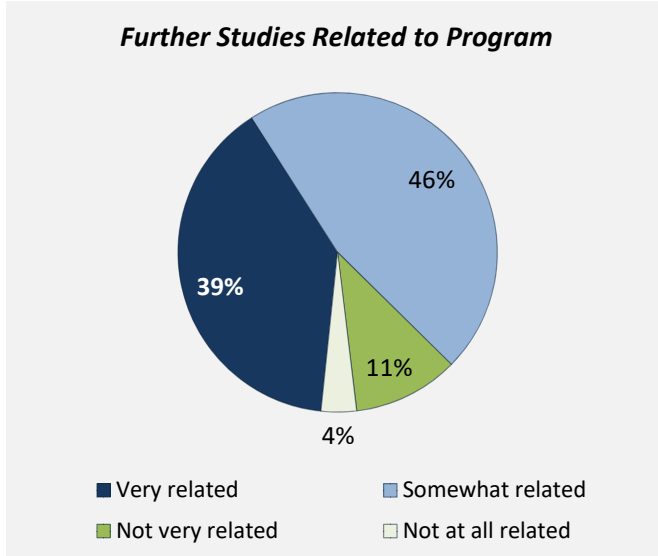
Median Age
31

Further Education

26%
 took further studies after graduating from their program
n = 28

88%
 of those who had taken further studies said their program prepared them well

13%
 of respondents were currently studying



Of those who took further studies at a different institution:

22%
 expected transfer credit
n = 2

Of those who expected transfer credit:

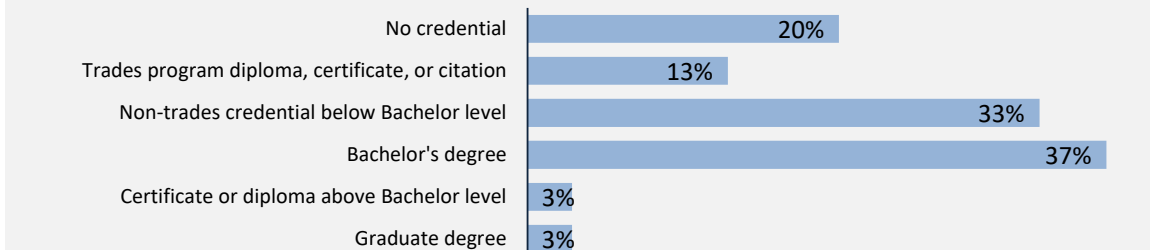
0%
 Received transfer credit

50%
 were very satisfied or satisfied with their transfer experience

Past Education

65% of respondents had taken previous post-secondary education *n = 72*

Respondents were asked if they took ABE or ESL courses during or prior to their studies



Adult Basic Education
10%

English as a Second Language
13%

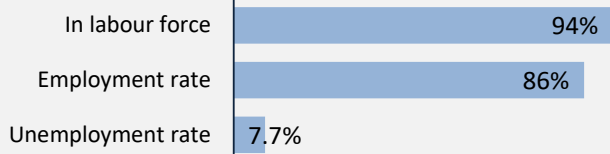
Credentials are based on those who had taken previous post-secondary education. Respondents could report more than one type of post-secondary credential.

Applied filters:

CPC: VCC: Administrative Assistant;

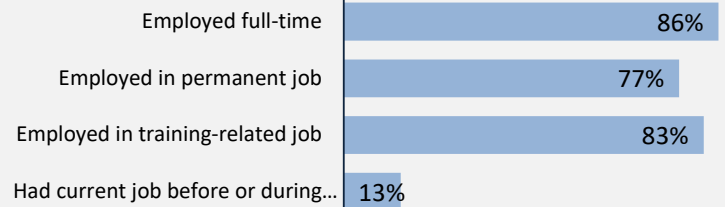
Cohort	193
Respondents	111
Response Rate	58%

Employment Outcomes



The "Employment rate" is the number employed as a percentage of all respondents. The "Unemployment rate" is the number of unemployed as a percentage of respondents in the labour force.

Of those employed: n = 96



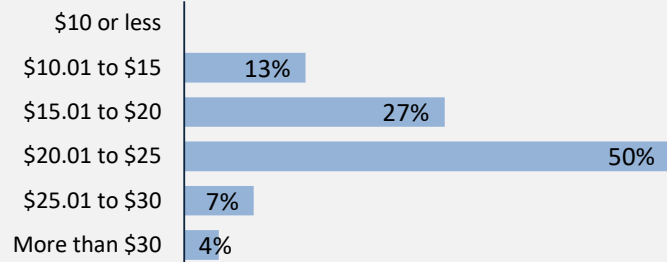
**Weekly Hours Worked
(median, main job)**

38

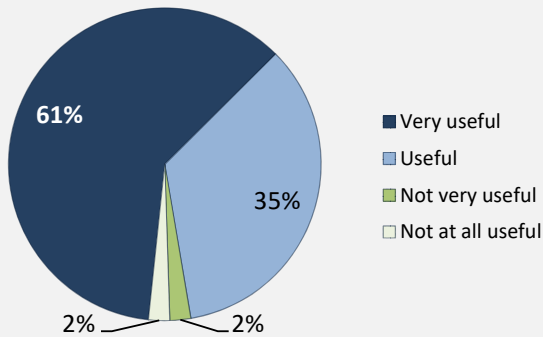
**Hourly Wage
(median, main job)**

\$21

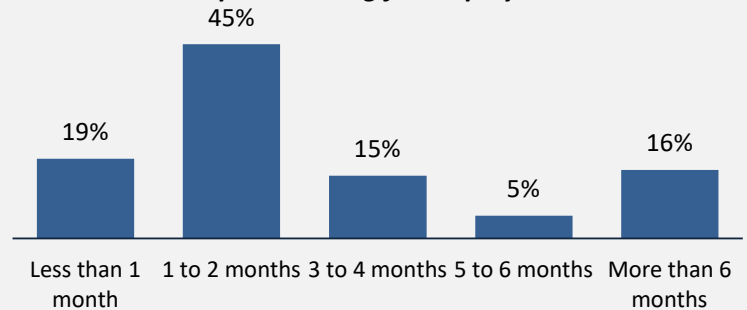
Hourly Wage Group (main job)



**Skills and Knowledge Gained
Useful in Performing Job**



Time Spent Looking for Employment



Top Occupations (4-digit NOC)

	# Employed	% of those employed
1241: Administrative assistants	28	29%
1414: Receptionists	9	9%
1242: Legal administrative assistants	8	8%
1411: General office support workers	7	7%
XXXX: Unclassified occupations	6	6%
1221: Administrative officers	4	4%
6552: Other customer and information services representatives	3	3%
6311: Food service supervisors	3	3%
1243: Medical administrative assistants	3	3%
6211: Retail sales supervisors	2	2%
Total of top occupations	73	76%
Total employed	96	

Applied filters:

CPC: VCC: Administrative Assistant;

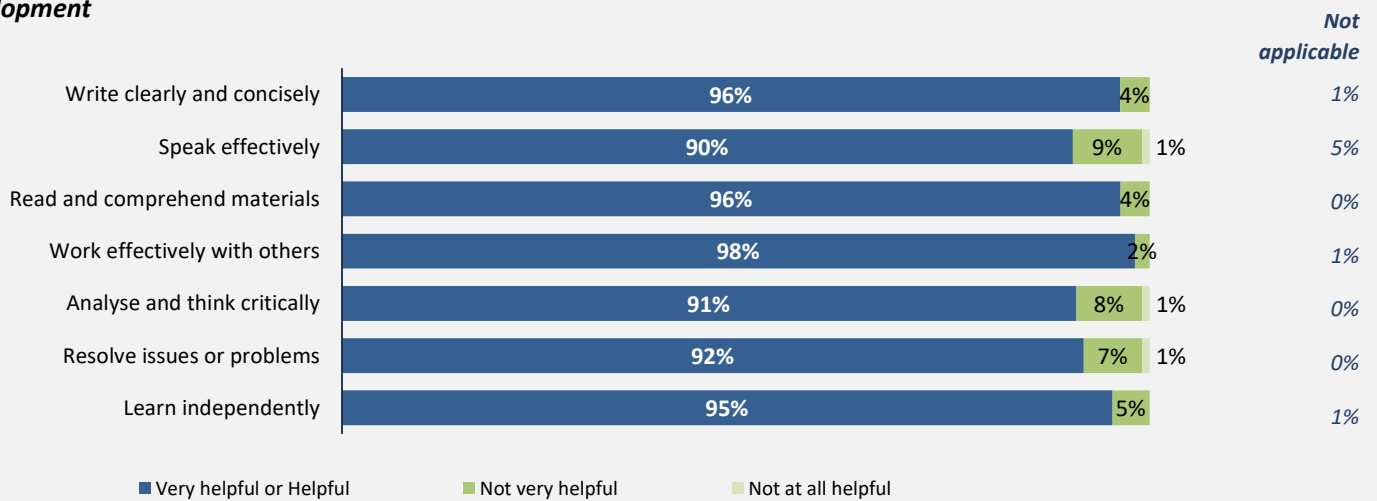
Cohort	193
Respondents	111
Response Rate	58%

Skill Development and Post-Secondary Experience

97%

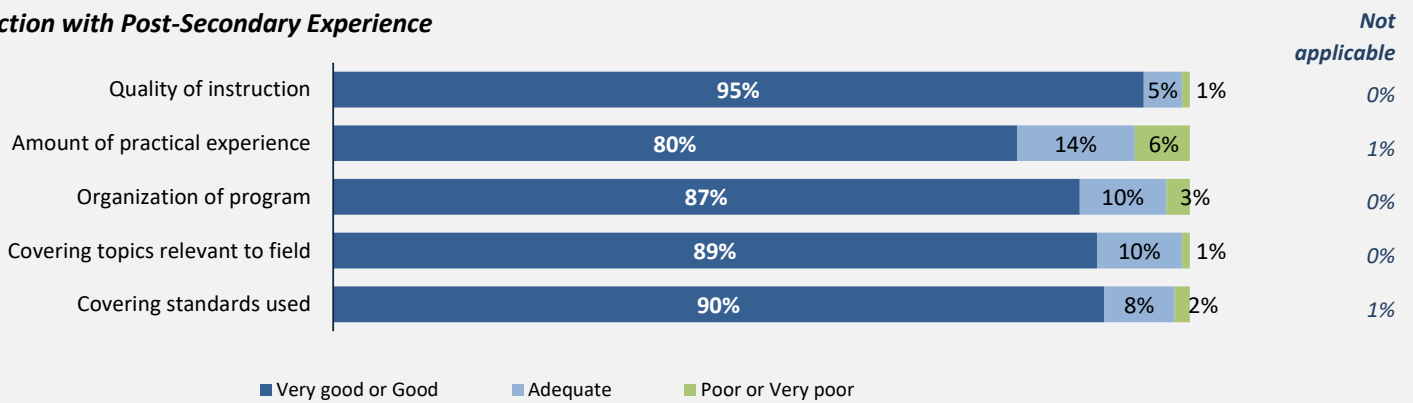
said they were very satisfied or satisfied with the education they received.

Skill Development



Percentages are based on those who gave a valid rating, excluding those who said Not applicable.

Satisfaction with Post-Secondary Experience



Percentages are based on those who gave a valid rating, excluding those who said Not applicable.