

# Summary of Survey Results: 2019-2023

Trades Training Type:

*Progressive apprenticeship, Traditional apprenticeship, Trades foundation, and Trades-related vocational programs*

Applied filters:

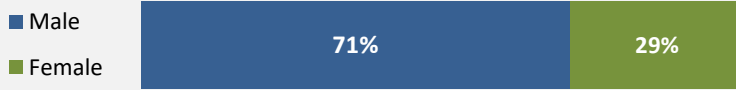
CPC: VCC: Asian Culinary Arts-Chinese Cuisine;

Cohort	121
Respondents	67
Response Rate	55%

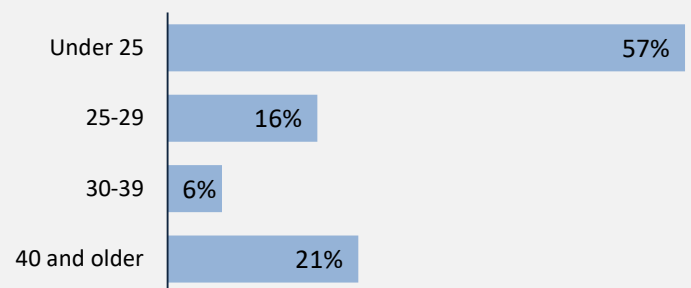
## Description of Survey Respondents

### Demographics

#### Gender



#### Age at the Time of the Survey



#### Aboriginal Identity

0%

*Based on domestic students only*

#### Median Age

23

### About the Respondents

29%

*relocated from their hometown to attend program*


6%

*took **Adult Basic Education** courses during or prior to their trades training program*

11%

*took **English as a Second Language** courses during or prior to their trades training program*

### Region respondents were living in at the time of the survey



# Summary of Survey Results: 2019-2023

Trades Training Type:

*Progressive apprenticeship, Traditional apprenticeship, Trades foundation, and Trades-related vocational programs*

**Applied filters:**

CPC: VCC: Asian Culinary Arts-Chinese Cuisine;

<b>Cohort</b>	<b>121</b>
<b>Respondents</b>	<b>67</b>
<b>Response Rate</b>	<b>55%</b>

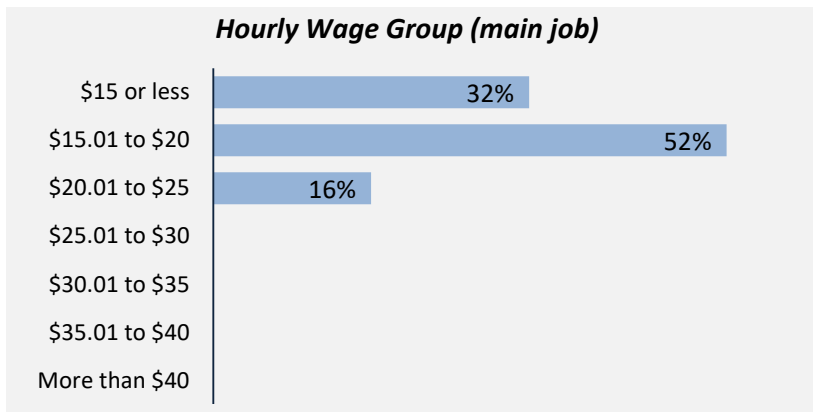
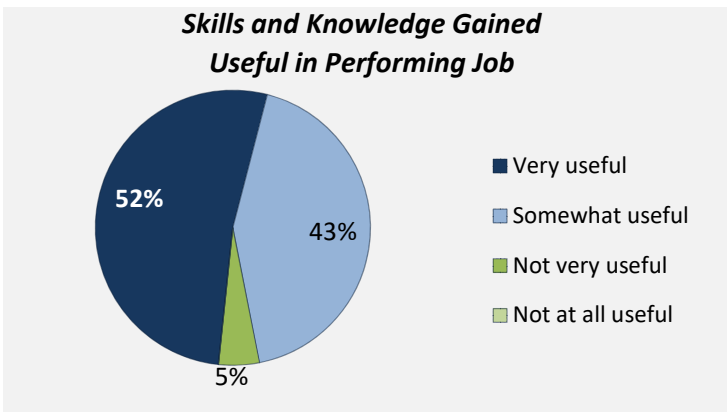
## Employment Outcomes

<p><b>In the labour force</b></p> <h1 style="margin: 0;">82%</h1>	<p><b>Employment rate</b></p> <h1 style="margin: 0;">67%</h1>	<p><b>Unemployment rate</b></p> <h1 style="margin: 0;">12.2%</h1>
---	---	---

The "Employment rate" is the number employed as a percentage of all respondents.  
 The "Unemployment rate" is the number of unemployed as a percentage of respondents in the labour force.

### Of those employed: n = 43

	<p><b>Hourly Wage</b> (median, main job)</p> <h1 style="margin: 0;">\$17</h1>	<p><b>Hours Worked</b> (median, main job)</p> <h1 style="margin: 0;">20</h1>
--	---	--



Top Occupations (4-digit NOC)	# employed	% of those employed
6322: Cooks	26	60%
6321: Chefs	5	12%
XXXX: Unclassified occupations	5	12%
6513: Food and beverage servers	2	5%
6711: Food counter attendants, kitchen helpers and related support occupations	2	5%
4212: Social and community service workers	1	2%
1114: Other financial officers	1	2%
0621: Retail and wholesale trade managers	1	2%
<b>Total of top occupations</b>	<b>43</b>	<b>100%</b>
<b>Total employed</b>	<b>43</b>	

# Summary of Survey Results: 2019-2023

Trades Training Type:

*Progressive apprenticeship, Traditional apprenticeship, Trades foundation, and Trades-related vocational programs*

**Applied filters:**

CPC: VCC: Asian Culinary Arts-Chinese Cuisine;

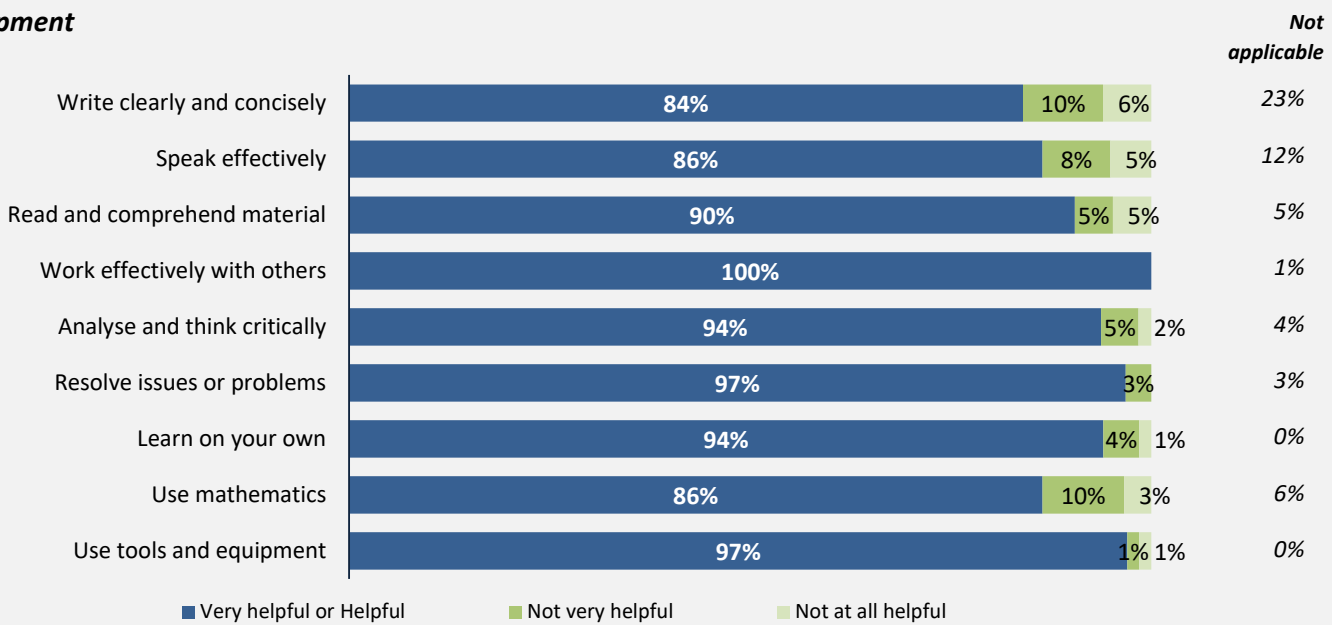
<b>Cohort</b>	<b>121</b>
<b>Respondents</b>	<b>67</b>
<b>Response Rate</b>	<b>55%</b>

## Skill Development and Post-Secondary Experience

# 97%

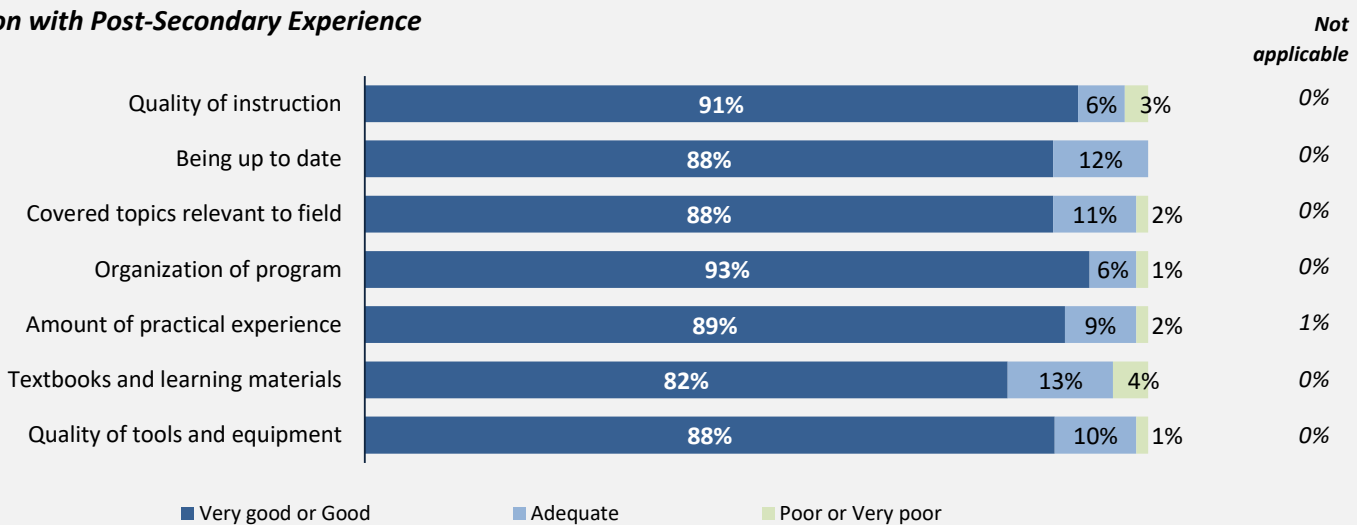
said they were very satisfied or satisfied with the education they received.

### Skill Development



Percentages are based on those who gave a valid rating, excluding those who said not applicable.

### Satisfaction with Post-Secondary Experience



Percentages are based on those who gave a valid rating, excluding those who said not applicable.

# Summary of Survey Results: 2019-2023

Trades Training Type:

Trades foundation, Trades-related vocational programs

**Applied filters:**

CPC: VCC: Asian Culinary Arts-Chinese Cuisine;

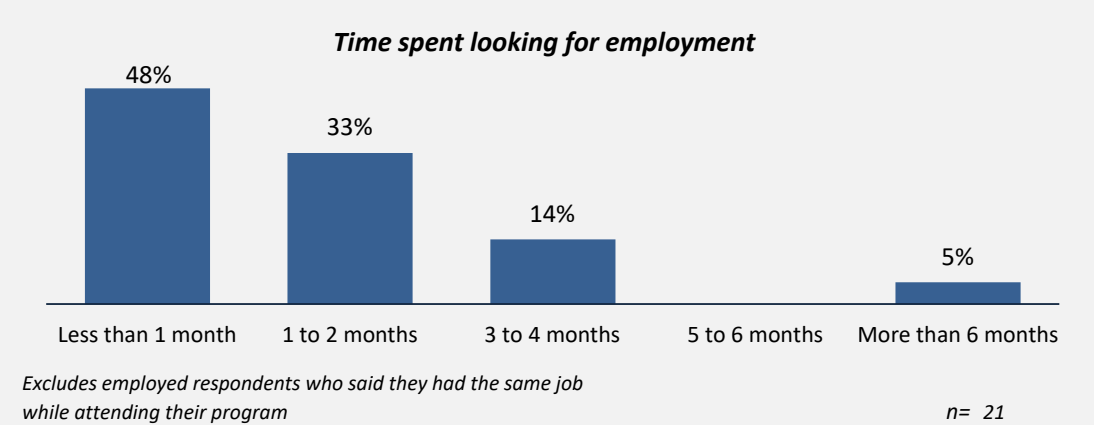
Cohort	121
Respondents	67
Response Rate	55%

## Trades foundation & Trades-related vocational programs

### Employment After Leaving School

**45%**  
had the same job before or while they were attending school

**91%**  
said their education was useful in getting their job



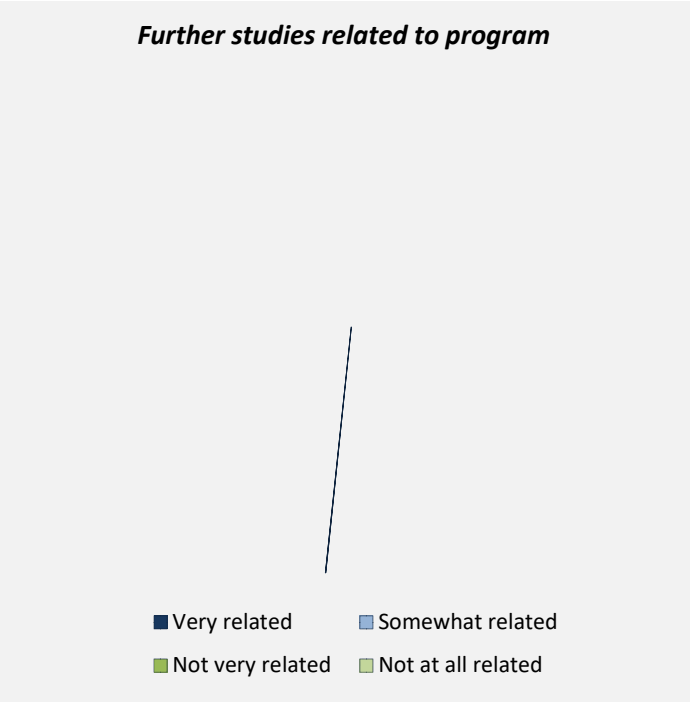
### Other Education

Trades-related vocational respondents only, results are shown for the education they took before and after their program.

—  
took further studies after completing their program  
n = -

—  
of those who had taken further studies said their program prepared them well

—  
of respondents were currently studying  
n = -



**Of those who took further studies at a different institution:**

—  
expected transfer credit  
n = -

**Of those who expected transfer credit:**

—  
received transfer credit

—  
were very satisfied or satisfied with their transfer experience

# Summary of Survey Results: 2019-2023

Trades Training Type:

Trades foundation, Trades-related vocational programs

**Applied filters:**

CPC: VCC: Asian Culinary Arts-Chinese Cuisine;

Cohort	121
Respondents	67
Response Rate	55%

**had taken previous post-secondary education** n = -



Based on those who had taken previous post-secondary education.  
Respondents could report more than one type of post-secondary credential.

**Transition to Apprenticeship** n = 58  
The following results are for Trades foundation respondents only.

**52%**

of Trades foundation respondents tried to get employment as an apprentice after they left their program

**92%**

of those who tried to get employment as an apprentice were successful

**Program prepared them for their apprenticeship training**

- Very well
- Well
- Adequately
- Poorly
- Very poorly

