

Summary of Survey Results: 2018 to 2022

Trades Training Type:

Progressive apprenticeship, Traditional apprenticeship, Trades foundation, and Trades-related vocational programs

Applied filters:

CPC: VCC: Auto Paint Apprentice;

Cohort	44
Respondents	18
Response Rate	41%

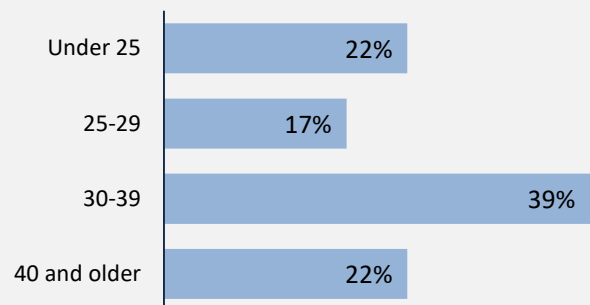
Description of Survey Respondents

Demographics

Gender



Age at the Time of the Survey



Aboriginal Identity

11%

Based on domestic students only

Median Age

33

About the Respondents

17%

relocated from their hometown to attend program


6%

*took **Adult Basic Education** courses during or prior to their trades training program*

0%

*took **English as a Second Language** courses during or prior to their trades training program*

Region respondents were living in at the time of the survey



Summary of Survey Results: 2018 to 2022

Trades Training Type:

Progressive apprenticeship, Traditional apprenticeship, Trades foundation, and Trades-related vocational programs

Applied filters:

CPC: VCC: Auto Paint Apprentice;

Cohort	44
Respondents	18
Response Rate	41%

Employment Outcomes

In the labour force

89%

Employment rate

89%

Unemployment rate


0.0%

The "Employment rate" is the number employed as a percentage of all respondents.

The "Unemployment rate" is the number of unemployed as a percentage of respondents in the labour force.

Of those employed:

n = 16



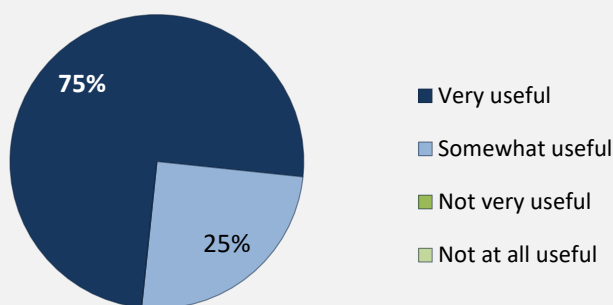
Hourly Wage
(median, main job)

\$25

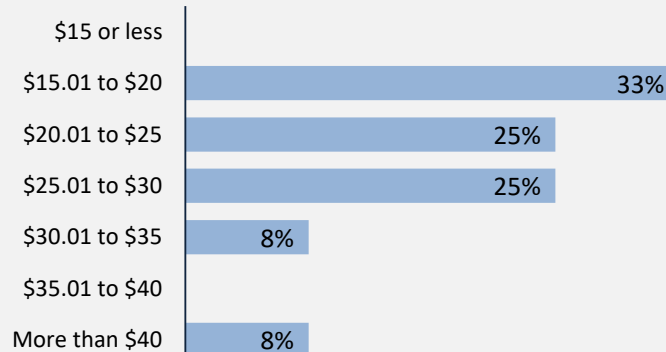
Hours Worked
(median, main job)

40

Skills and Knowledge Gained Useful in Performing Job



Hourly Wage Group (main job)



Top Occupations (4-digit NOC)

	# employed	% of those employed
7322: Motor vehicle body repairers	14	88%
9221: Supervisors, motor vehicle assembling	1	6%
0621: Retail and wholesale trade managers	1	6%

Total of top occupations	16	100%
Total employed	16	

Summary of Survey Results: 2018 to 2022

Trades Training Type:

Progressive apprenticeship, Traditional apprenticeship, Trades foundation, and Trades-related vocational programs

Applied filters:

CPC: VCC: Auto Paint Apprentice;

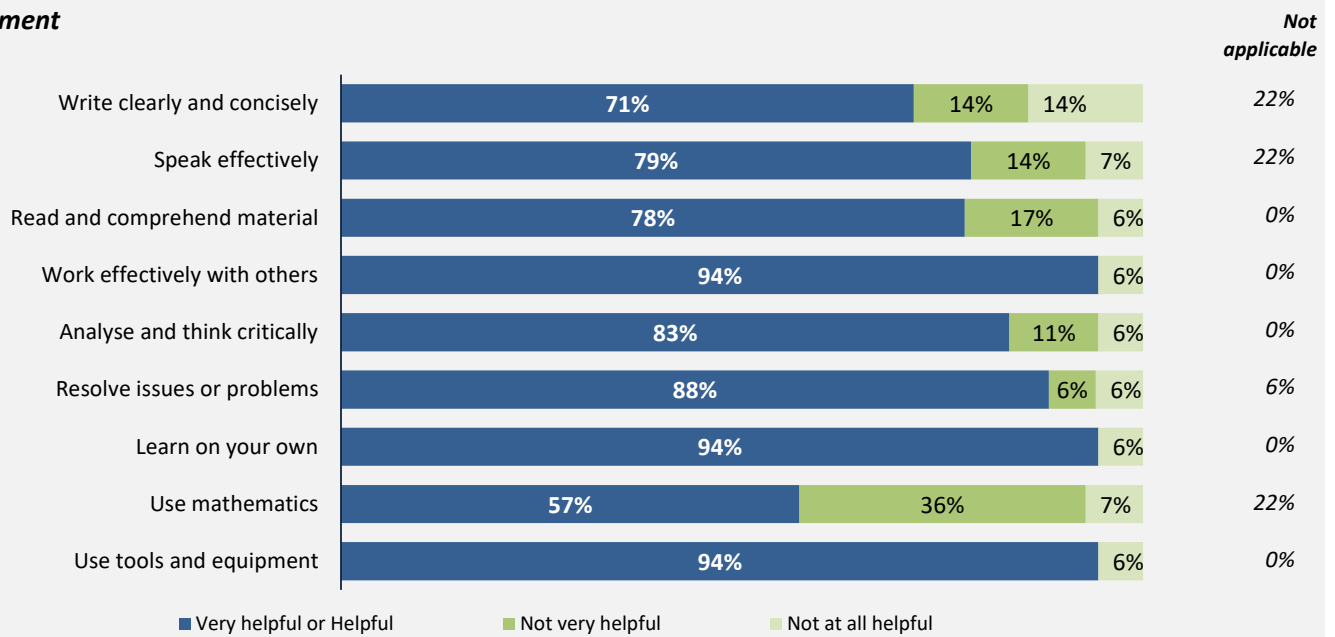
Cohort	44
Respondents	18
Response Rate	41%

Skill Development and Post-Secondary Experience

89%

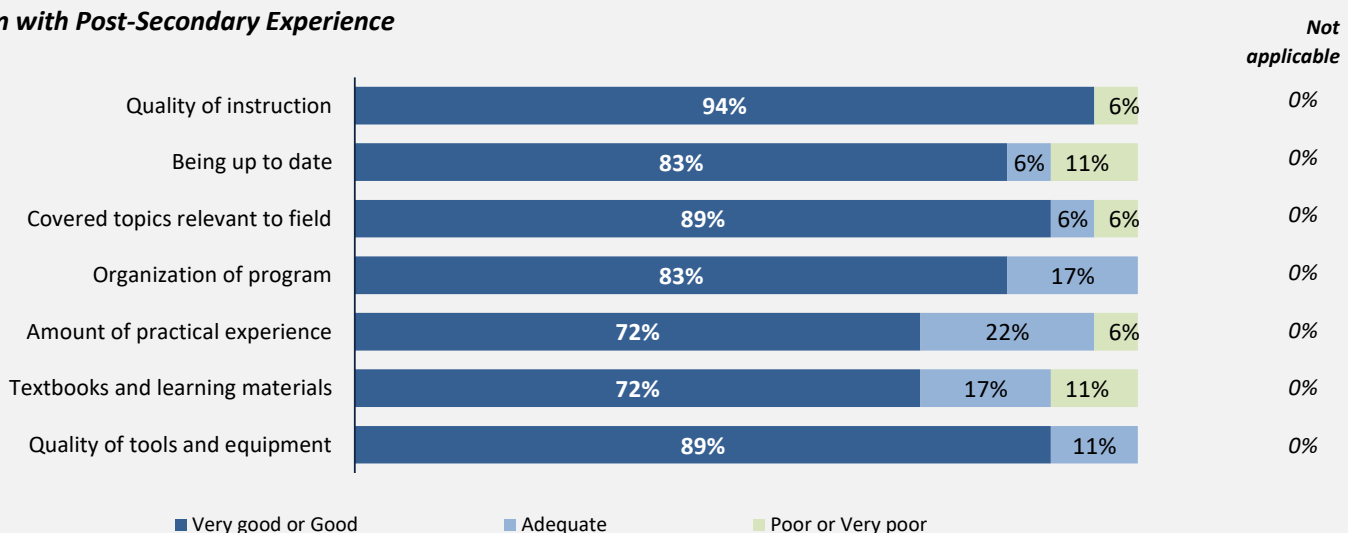
said they were very satisfied or satisfied with the education they received.

Skill Development



Percentages are based on those who gave a valid rating, excluding those who said not applicable.

Satisfaction with Post-Secondary Experience



Percentages are based on those who gave a valid rating, excluding those who said not applicable.

Summary of Survey Results: 2018 to 2022

Trades Training Type:

Progressive apprenticeship, Traditional apprenticeship

Applied filters:

CPC: VCC: Auto Paint Apprentice;

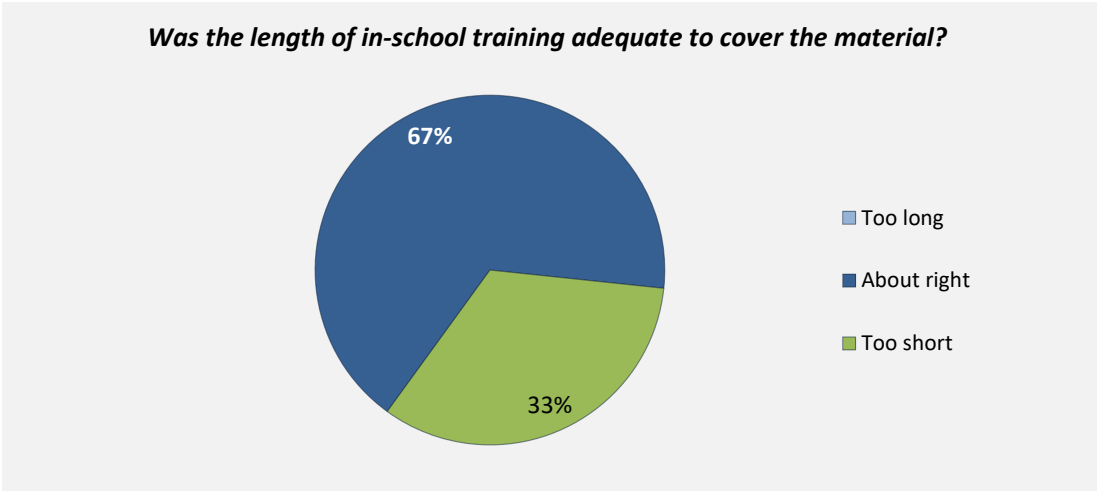
Cohort	44
Respondents	18
Response Rate	41%

Apprenticeship programs

In-School Experiences

89%
obtained their Certificate of Qualification

100%
said the knowledge and skills gained in their program were useful in preparing to write the Certificate of Qualification or Red Seal certification exams



Workplace Experiences

100%
said they were very satisfied or satisfied with their **workplace training**

100%
said their workplace training was **related to their in-school training**

100%
were **employed as an apprentice during their program**

Employment After Leaving School

100% of employed respondents found a job in their trade, including those who had a job to return to after their training

100%
had a **job in their trade** to return to after their training



61%
were still working for the same employer