

Summary of Survey Results: 2018 to 2022

Trades Training Type:

Progressive apprenticeship, Traditional apprenticeship, Trades foundation, and Trades-related vocational programs

Applied filters:

CPC: VCC: Automotive Service Technician;

Cohort	56
Respondents	33
Response Rate	59%

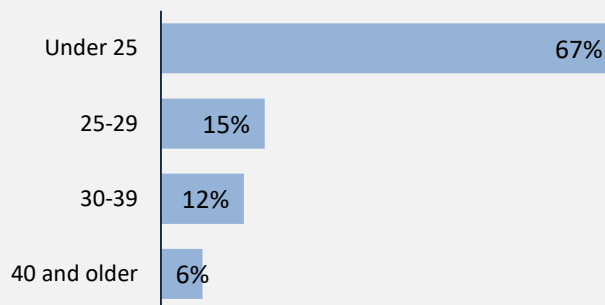
Description of Survey Respondents

Demographics

Gender



Age at the Time of the Survey



Aboriginal Identity

6%

Based on domestic students only

Median Age

22

About the Respondents

13%

relocated from their hometown to attend program


9%

*took **Adult Basic Education** courses during or prior to their trades training program*

0%

*took **English as a Second Language** courses during or prior to their trades training program*

Region respondents were living in at the time of the survey



Summary of Survey Results: 2018 to 2022

Trades Training Type:

Progressive apprenticeship, Traditional apprenticeship, Trades foundation, and Trades-related vocational programs

Applied filters:

CPC: VCC: Automotive Service Technician;

Cohort	56
Respondents	33
Response Rate	59%

Employment Outcomes

In the labour force

97%

Employment rate

97%

Unemployment rate


0.0%

The "Employment rate" is the number employed as a percentage of all respondents.

The "Unemployment rate" is the number of unemployed as a percentage of respondents in the labour force.

Of those employed:

n = 32



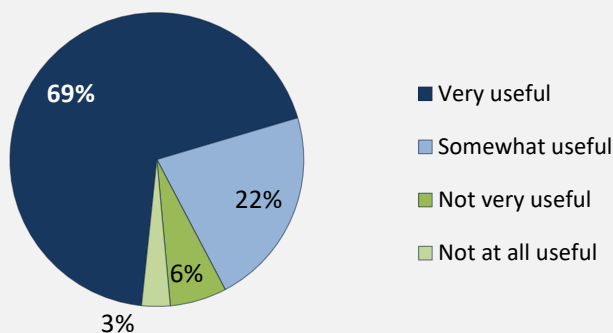
Hourly Wage
(median, main job)

\$15

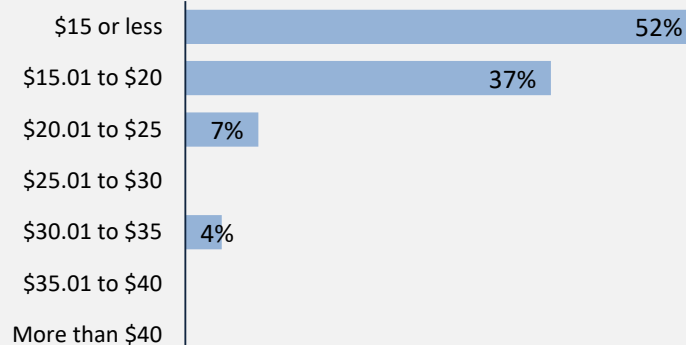
Hours Worked
(median, main job)

40

Skills and Knowledge Gained Useful in Performing Job



Hourly Wage Group (main job)



Top Occupations (4-digit NOC)

	# employed	% of those employed
7321: Automotive service technicians, truck and bus mechanics and mechanical repairers	21	66%
7535: Other automotive mechanical installers and servicers	6	19%
6711: Food counter attendants, kitchen helpers and related support occupations	2	6%
6563: Pet groomers and animal care workers	1	3%
9522: Motor vehicle assemblers, inspectors and testers	1	3%
6211: Retail sales supervisors	1	3%

Total of top occupations	32	100%
Total employed	32	

Summary of Survey Results: 2018 to 2022

Trades Training Type:

Progressive apprenticeship, Traditional apprenticeship, Trades foundation, and Trades-related vocational programs

Applied filters:

CPC: VCC: Automotive Service Technician;

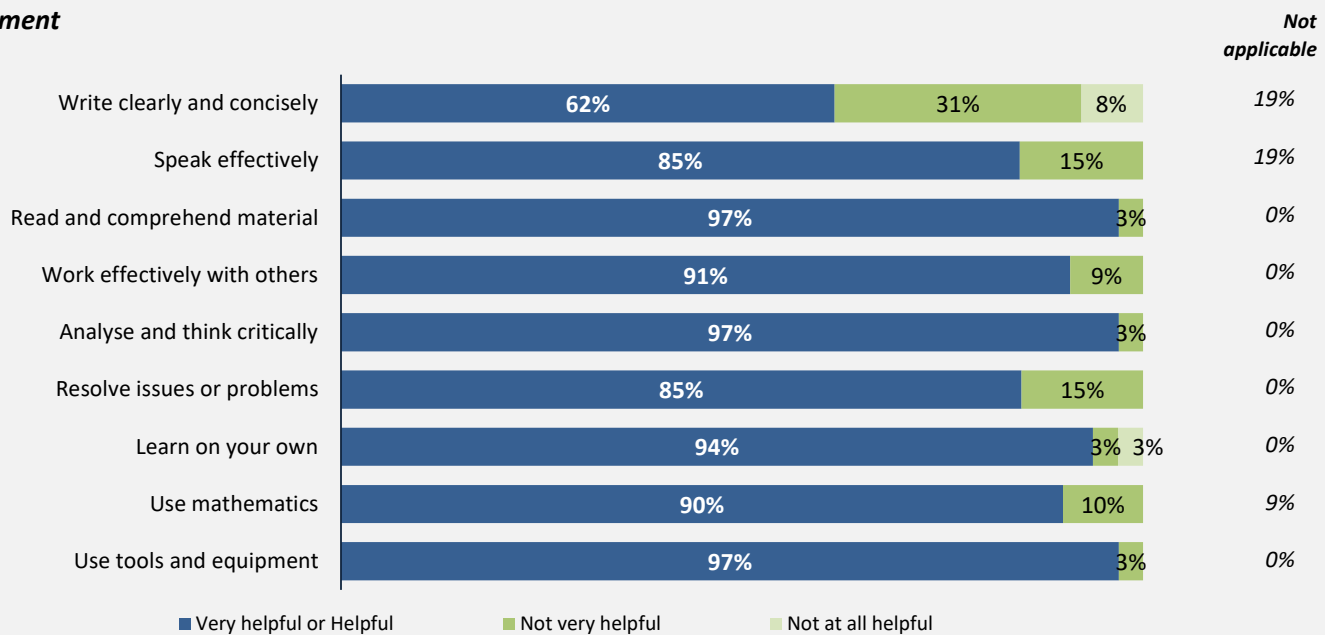
Cohort	56
Respondents	33
Response Rate	59%

Skill Development and Post-Secondary Experience

97%

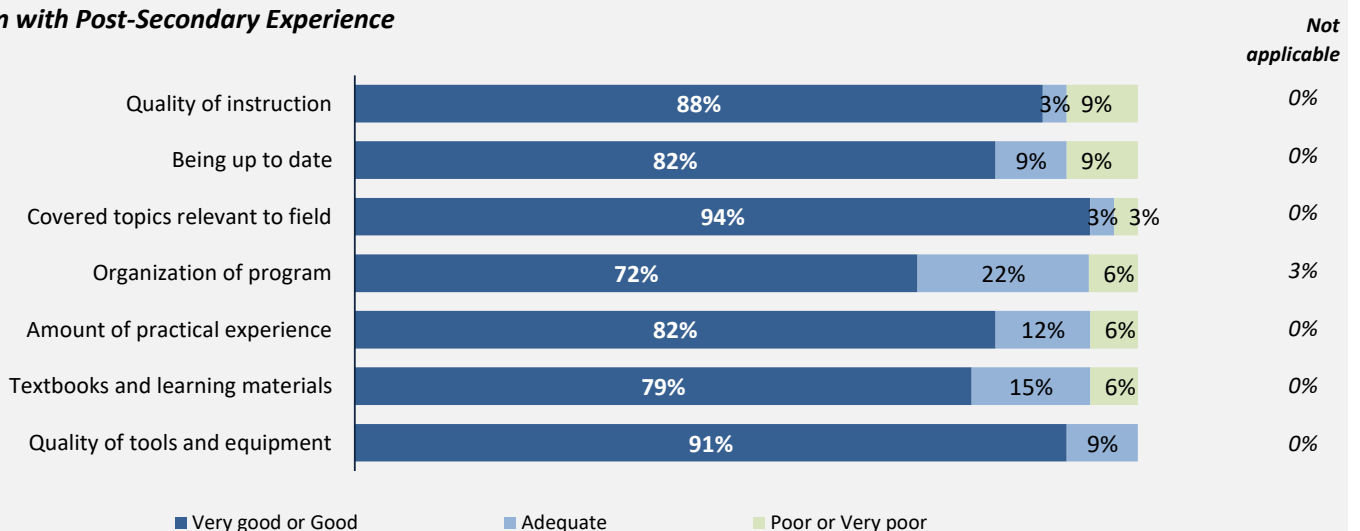
said they were very satisfied or satisfied with the education they received.

Skill Development



Percentages are based on those who gave a valid rating, excluding those who said not applicable.

Satisfaction with Post-Secondary Experience



Percentages are based on those who gave a valid rating, excluding those who said not applicable.

Summary of Survey Results: 2018 to 2022

Trades Training Type:

Trades foundation, Trades-related vocational programs

Applied filters:

CPC: VCC: Automotive Service Technician;

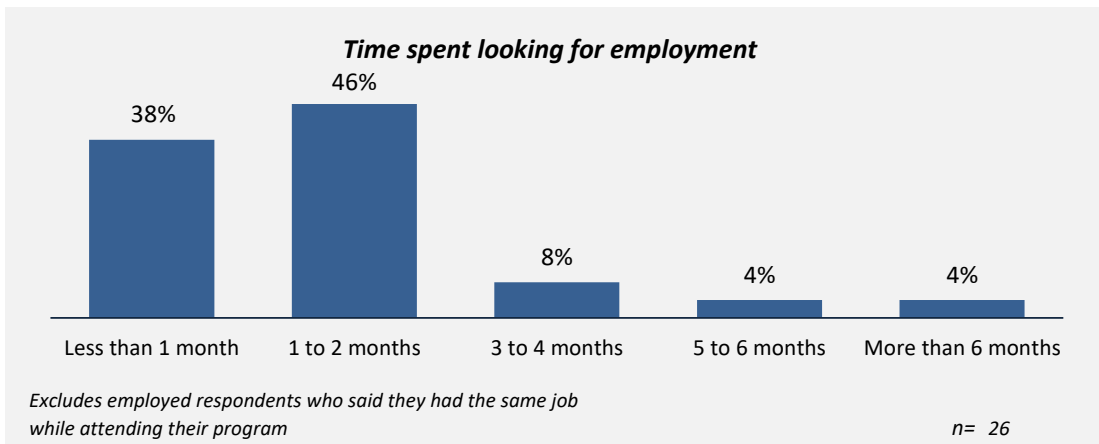
Cohort	56
Respondents	33
Response Rate	59%

Trades foundation & Trades-related vocational programs

Employment After Leaving School

16%
had the same job before or while they were attending school

100%
said their education was useful in getting their job



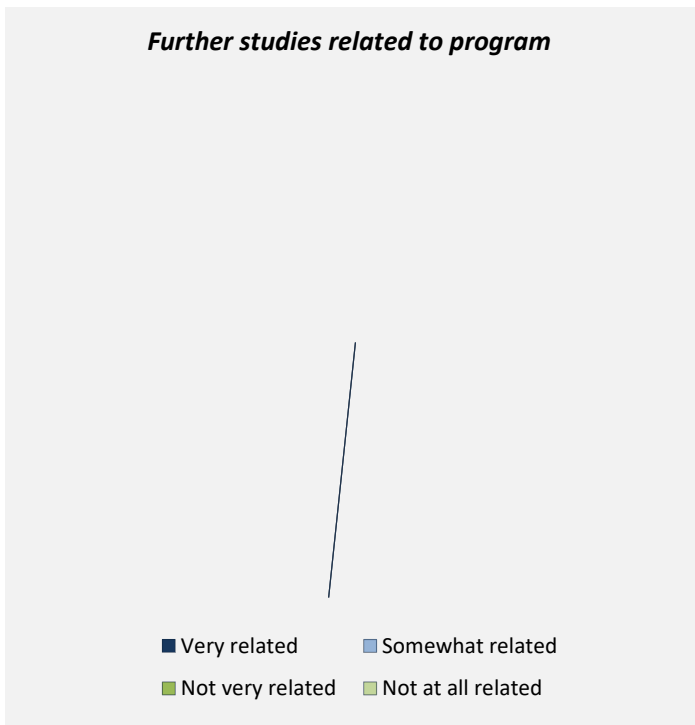
Other Education

Trades-related vocational respondents only, results are shown for the education they took before and after their program.

—
took further studies after completing their program
n = -

—
of those who had taken further studies said their program prepared them well

—
of respondents were currently studying
n = -



Of those who took further studies at a different institution:

—
expected transfer credit
n = -

Of those who expected transfer credit:

—
received transfer credit

—
were very satisfied or satisfied with their transfer experience

Summary of Survey Results: 2018 to 2022

Trades Training Type:

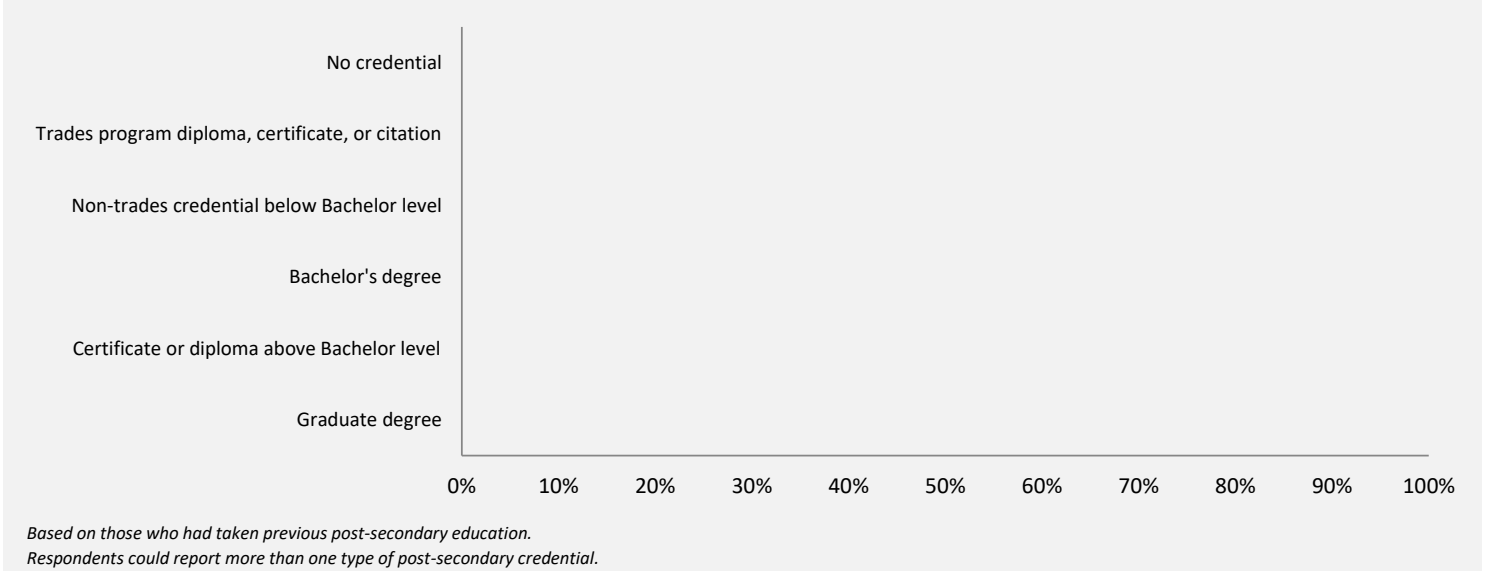
Trades foundation, Trades-related vocational programs

Applied filters:

CPC: VCC: Automotive Service Technician;

Cohort	56
Respondents	33
Response Rate	59%

had taken *previous* post-secondary education n = -



Transition to Apprenticeship n = 33
The following results are for Trades foundation respondents only.

85%
of Trades foundation respondents tried to get employment as an apprentice after they left their program

81%
of those who tried to get employment as an apprentice were successful

