

Summary of Survey Results: 2018 to 2022

Trades Training Type:

Progressive apprenticeship, Traditional apprenticeship, Trades foundation, and Trades-related vocational programs

Applied filters:

CPC: VCC: Baking & Pastry - Artisan Baking, VCC: Baking & Pastry Arts-Artisan Baking;

Cohort 67
Respondents 31
Response Rate 46%

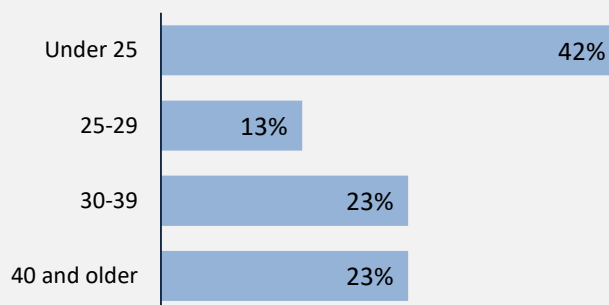
Description of Survey Respondents

Demographics

Gender



Age at the Time of the Survey



Aboriginal Identity

0%

Based on domestic students only

Median Age

26

About the Respondents

23%

relocated from their hometown to attend program


3%

*took **Adult Basic Education** courses during or prior to their trades training program*

7%

*took **English as a Second Language** courses during or prior to their trades training program*

Region respondents were living in at the time of the survey



Summary of Survey Results: 2018 to 2022

Trades Training Type:

Progressive apprenticeship, Traditional apprenticeship, Trades foundation, and Trades-related vocational programs

Applied filters:

CPC: VCC: Baking & Pastry - Artisan Baking, VCC: Baking & Pastry Arts-Artisan Baking;

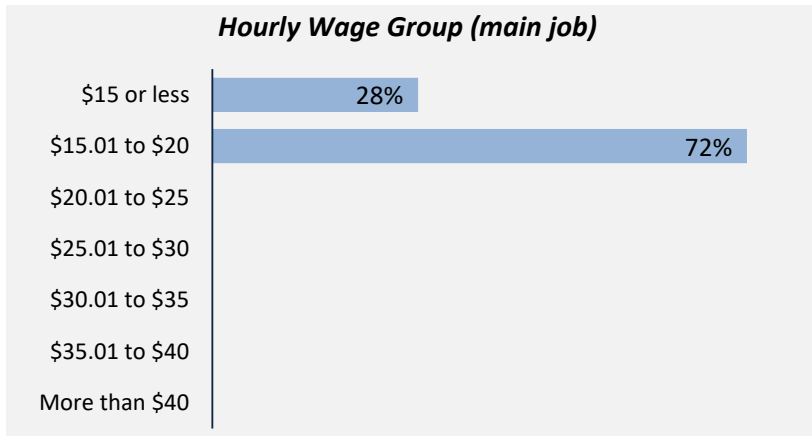
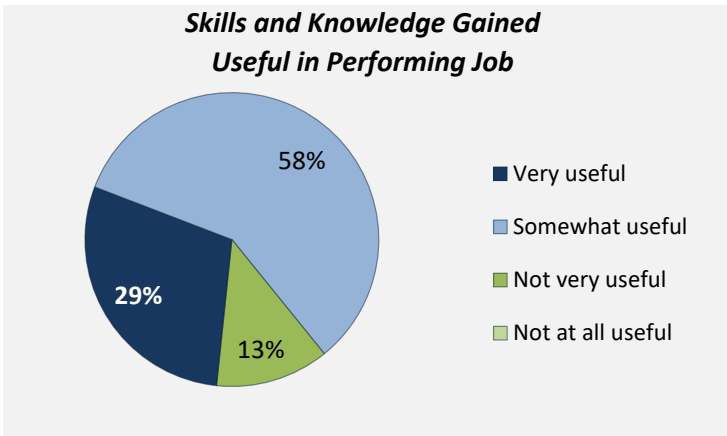
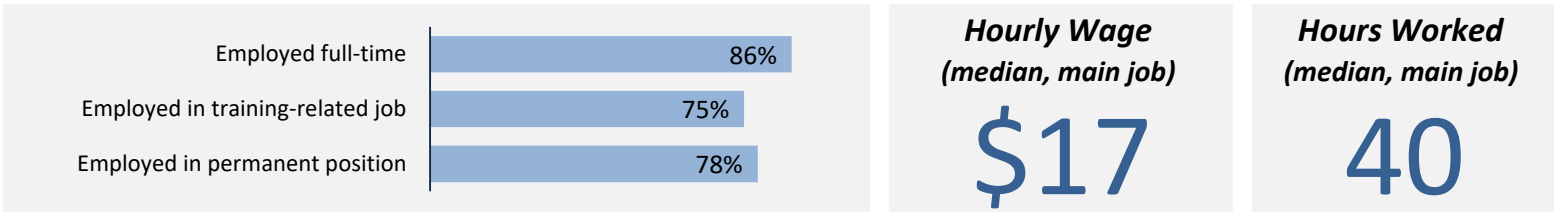
Cohort	67
Respondents	31
Response Rate	46%

Employment Outcomes



The "Employment rate" is the number employed as a percentage of all respondents.
The "Unemployment rate" is the number of unemployed as a percentage of respondents in the labour force.

Of those employed: n = 24



Top Occupations (4-digit NOC)	% of those employed	
	# employed	% of those employed
6332: Bakers	10	42%
6322: Cooks	3	13%
6711: Food counter attendants, kitchen helpers and related support occupations	2	8%
6321: Chefs	2	8%
6513: Food and beverage servers	2	8%
6731: Light duty cleaners	1	4%
6311: Food service supervisors	1	4%
8612: Landscaping and grounds maintenance labourers	1	4%
6611: Cashiers	1	4%
4214: Early childhood educators and assistants	1	4%
Total of top occupations	24	100%
Total employed	24	

Summary of Survey Results: 2018 to 2022

Trades Training Type:

Progressive apprenticeship, Traditional apprenticeship, Trades foundation, and Trades-related vocational programs

Applied filters:

CPC: VCC: Baking & Pastry - Artisan Baking, VCC: Baking & Pastry Arts-Artisan Baking;

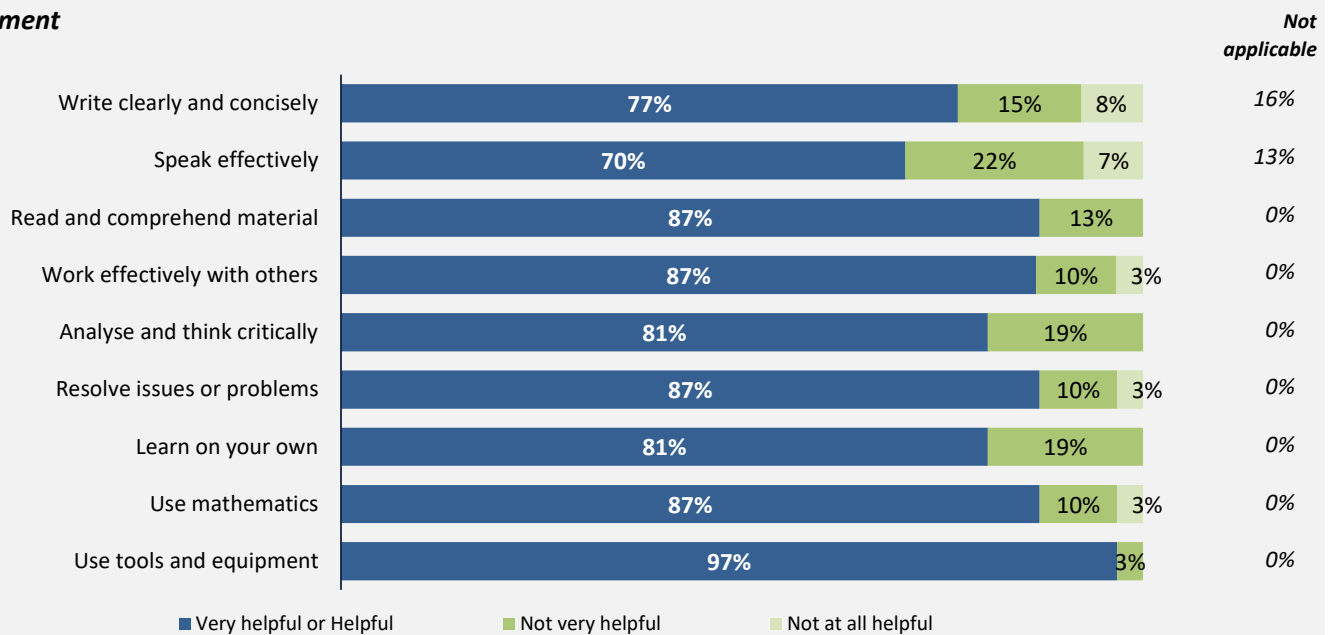
Cohort	67
Respondents	31
Response Rate	46%

Skill Development and Post-Secondary Experience

77%

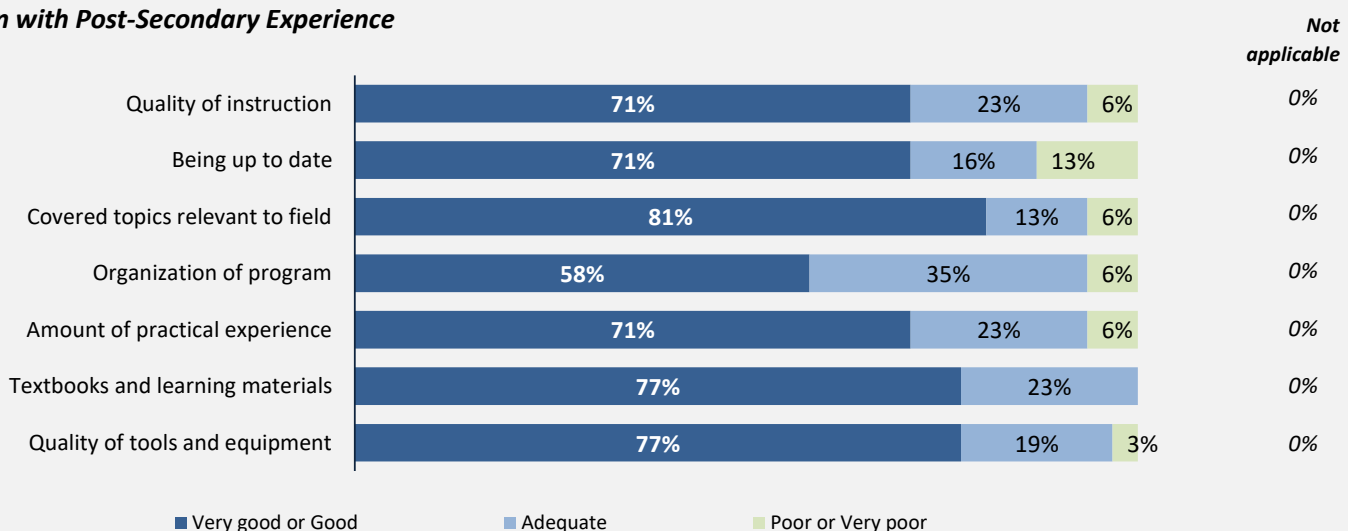
said they were very satisfied or satisfied with the education they received.

Skill Development



Percentages are based on those who gave a valid rating, excluding those who said not applicable.

Satisfaction with Post-Secondary Experience



Percentages are based on those who gave a valid rating, excluding those who said not applicable.

Summary of Survey Results: 2018 to 2022

Trades Training Type:

Trades foundation, Trades-related vocational programs

Applied filters:

CPC: VCC: Baking & Pastry - Artisan Baking, VCC: Baking & Pastry Arts-Artisan Baking;

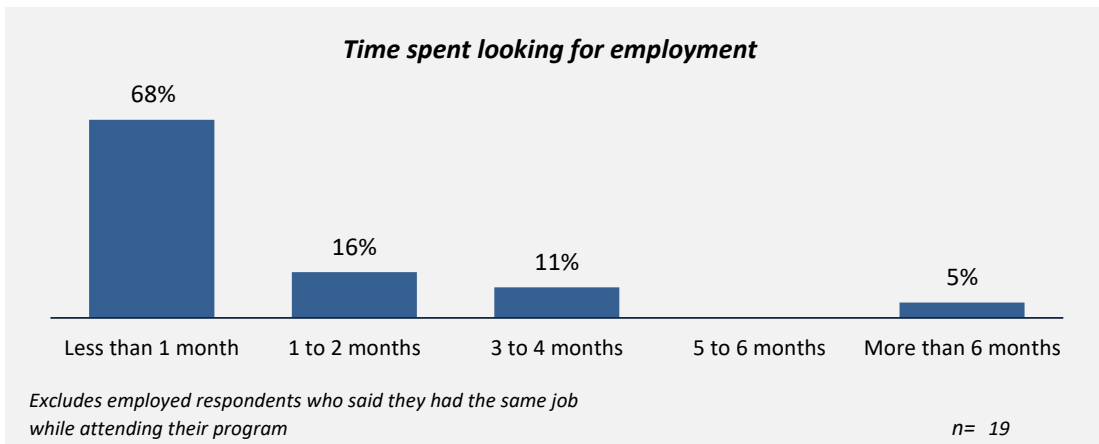
Cohort	67
Respondents	31
Response Rate	46%

Trades foundation & Trades-related vocational programs

Employment After Leaving School

17%
had the same job before or while they were attending school

89%
said their education was useful in getting their job



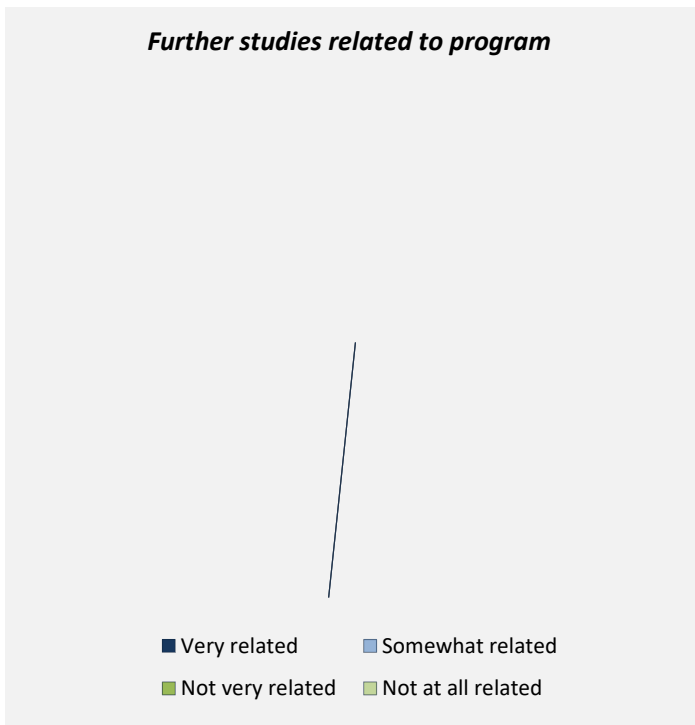
Other Education

Trades-related vocational respondents only, results are shown for the education they took before and after their program.

—
took further studies after completing their program
n = -

—
of those who had taken further studies said their program prepared them well

—
of respondents were currently studying
n = -



Of those who took further studies at a different institution:

—
expected transfer credit
n = -

Of those who expected transfer credit:

—
received transfer credit

—
were very satisfied or satisfied with their transfer experience

Summary of Survey Results: 2018 to 2022

Trades Training Type:

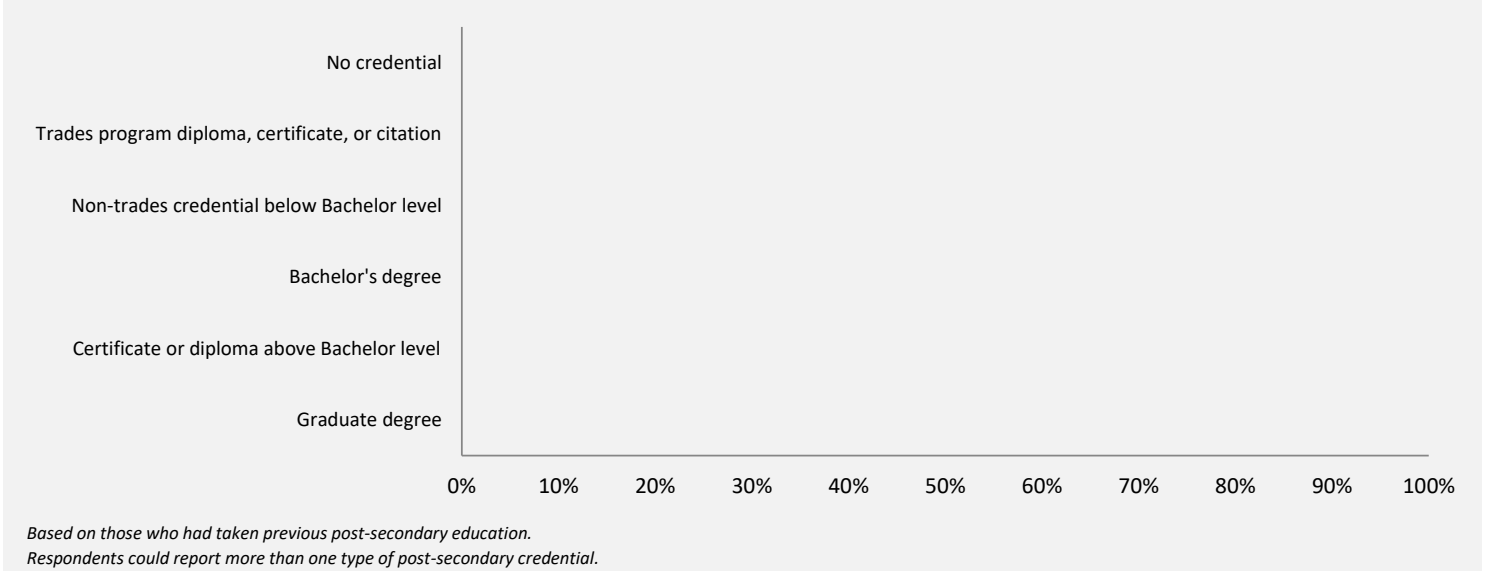
Trades foundation, Trades-related vocational programs

Applied filters:

CPC: VCC: Baking & Pastry - Artisan Baking, VCC: Baking & Pastry Arts-Artisan Baking;

Cohort	67
Respondents	31
Response Rate	46%

had taken *previous* post-secondary education n = -



Transition to Apprenticeship n = 30
The following results are for Trades foundation respondents only.

43%
of Trades foundation respondents tried to get employment as an apprentice after they left their program

100%
of those who tried to get employment as an apprentice were successful

