

Summary of Survey Results: 2018 to 2022

Trades Training Type:

Progressive apprenticeship, Traditional apprenticeship, Trades foundation, and Trades-related vocational programs

Applied filters:

CPC: VCC: Building Manager (Residential);

Cohort	96
Respondents	51
Response Rate	53%

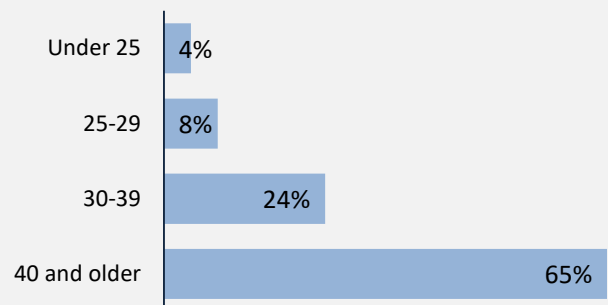
Description of Survey Respondents

Demographics

Gender



Age at the Time of the Survey



Aboriginal Identity

2%

Based on domestic students only

Median Age

46

About the Respondents

10%

relocated from their hometown to attend program


8%

*took **Adult Basic Education** courses during or prior to their trades training program*

14%

*took **English as a Second Language** courses during or prior to their trades training program*

Region respondents were living in at the time of the survey



Summary of Survey Results: 2018 to 2022

Trades Training Type:

Progressive apprenticeship, Traditional apprenticeship, Trades foundation, and Trades-related vocational programs

Applied filters:

CPC: VCC: Building Manager (Residential);

Cohort	96
Respondents	51
Response Rate	53%

Employment Outcomes

In the labour force

90%

Employment rate

82%

Unemployment rate

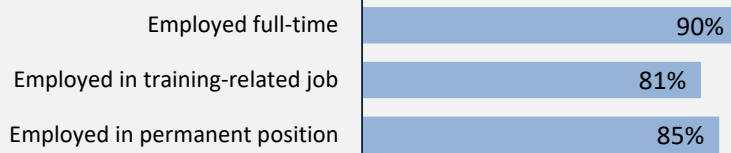
6.7%

The "Employment rate" is the number employed as a percentage of all respondents.

The "Unemployment rate" is the number of unemployed as a percentage of respondents in the labour force.

Of those employed:

n = 42



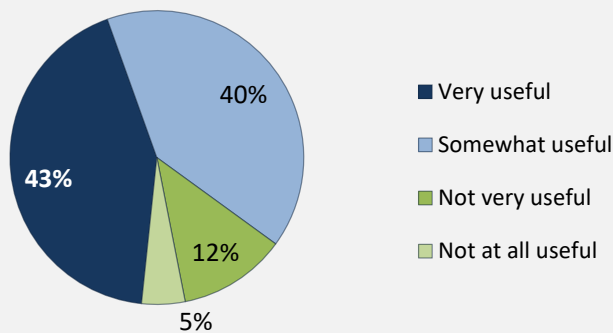
Hourly Wage
(median, main job)

\$20

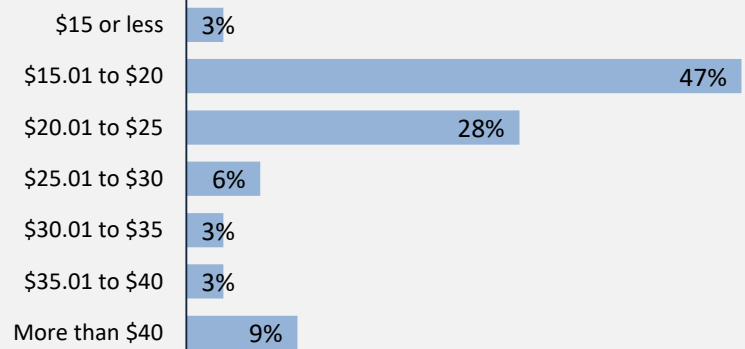
Hours Worked
(median, main job)

40

Skills and Knowledge Gained Useful in Performing Job



Hourly Wage Group (main job)



Top Occupations (4-digit NOC)

	# employed	% of those employed
1224: Property administrators	14	33%
6733: Janitors, caretakers and building superintendents	8	19%
0714: Facility operation and maintenance managers	2	5%
6315: Cleaning supervisors	2	5%
6525: Hotel front desk clerks	2	5%
0711: Construction managers	1	2%
4212: Social and community service workers	1	2%
4163: Business development officers and marketing researchers and consultants	1	2%
1241: Administrative assistants	1	2%
6211: Retail sales supervisors	1	2%
Total of top occupations	33	79%
Total employed	42	

Summary of Survey Results: 2018 to 2022

Trades Training Type:

Progressive apprenticeship, Traditional apprenticeship, Trades foundation, and Trades-related vocational programs

Applied filters:

CPC: VCC: Building Manager (Residential);

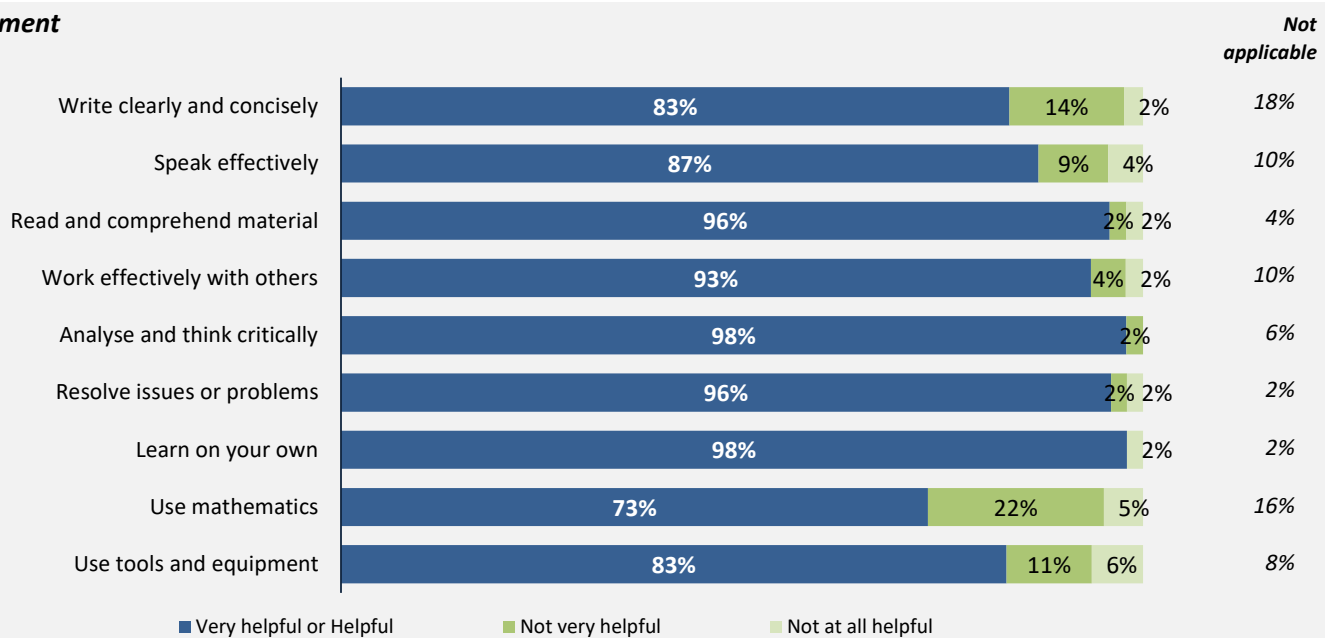
Cohort	96
Respondents	51
Response Rate	53%

Skill Development and Post-Secondary Experience

96%

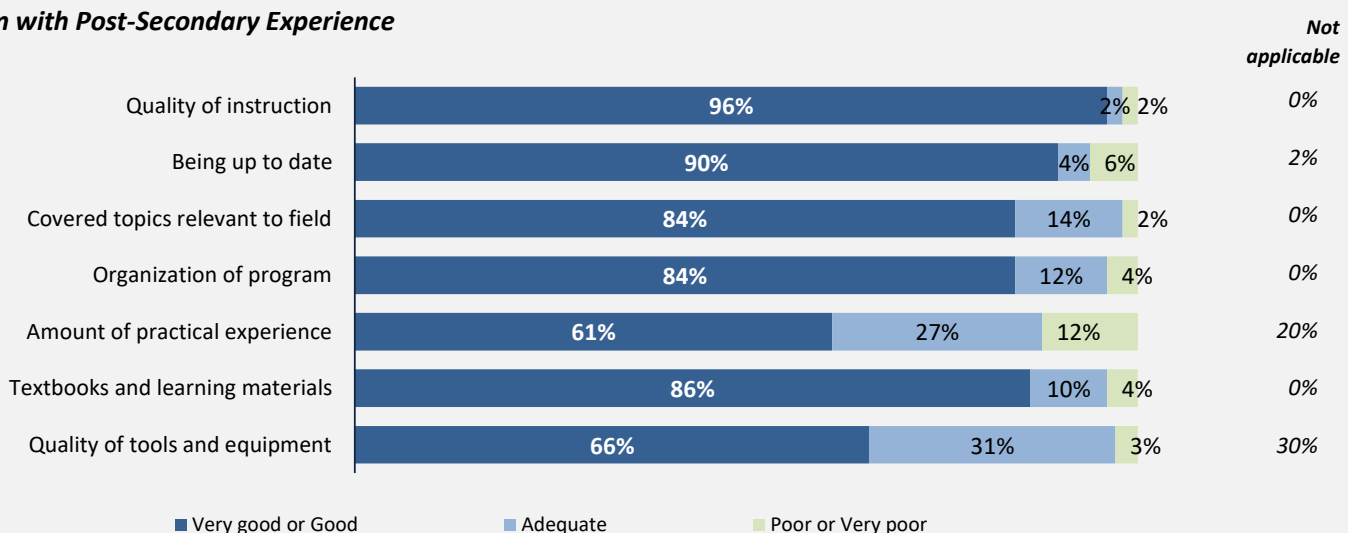
said they were very satisfied or satisfied with the education they received.

Skill Development



Percentages are based on those who gave a valid rating, excluding those who said not applicable.

Satisfaction with Post-Secondary Experience



Percentages are based on those who gave a valid rating, excluding those who said not applicable.

Trades Training Type:

Trades foundation, Trades-related vocational programs

Applied filters:

CPC: VCC: Building Manager (Residential);

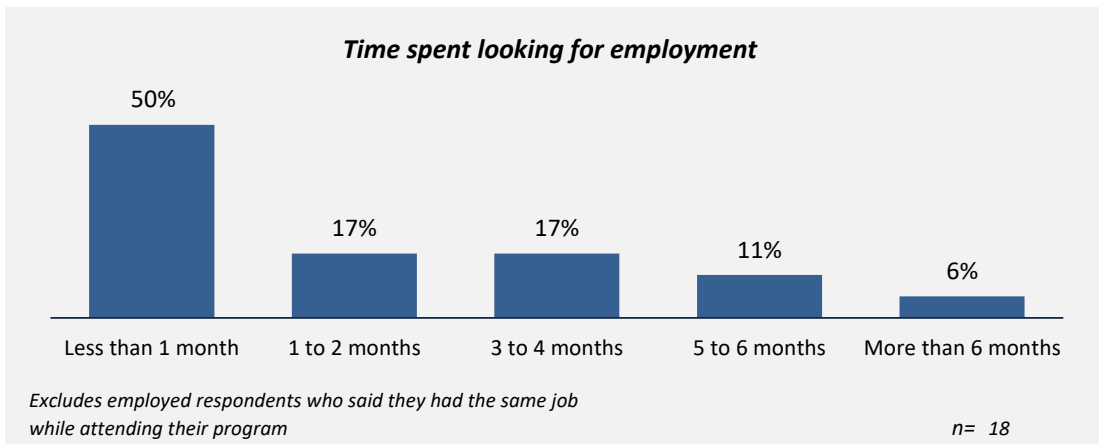
Cohort	96
Respondents	51
Response Rate	53%

Trades foundation & Trades-related vocational programs

Employment After Leaving School

55%
had the same job before or while they were attending school

95%
said their education was useful in getting their job



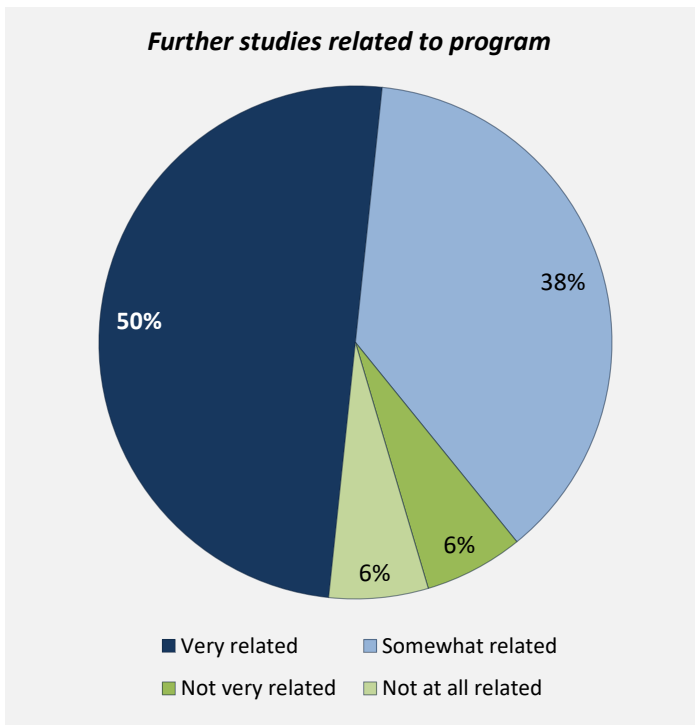
Other Education

Trades-related vocational respondents only, results are shown for the education they took before and after their program.

32%
took further studies after completing their program
n = 16

100%
of those who had taken further studies said their program prepared them well

14%
of respondents were currently studying
n = 7



Of those who took further studies at a different institution:

9%
expected transfer credit
n = 1

Of those who expected transfer credit:

—
received transfer credit

—
were very satisfied or satisfied with their transfer experience

Summary of Survey Results: 2018 to 2022

Trades Training Type:

Trades foundation, Trades-related vocational programs

Applied filters:

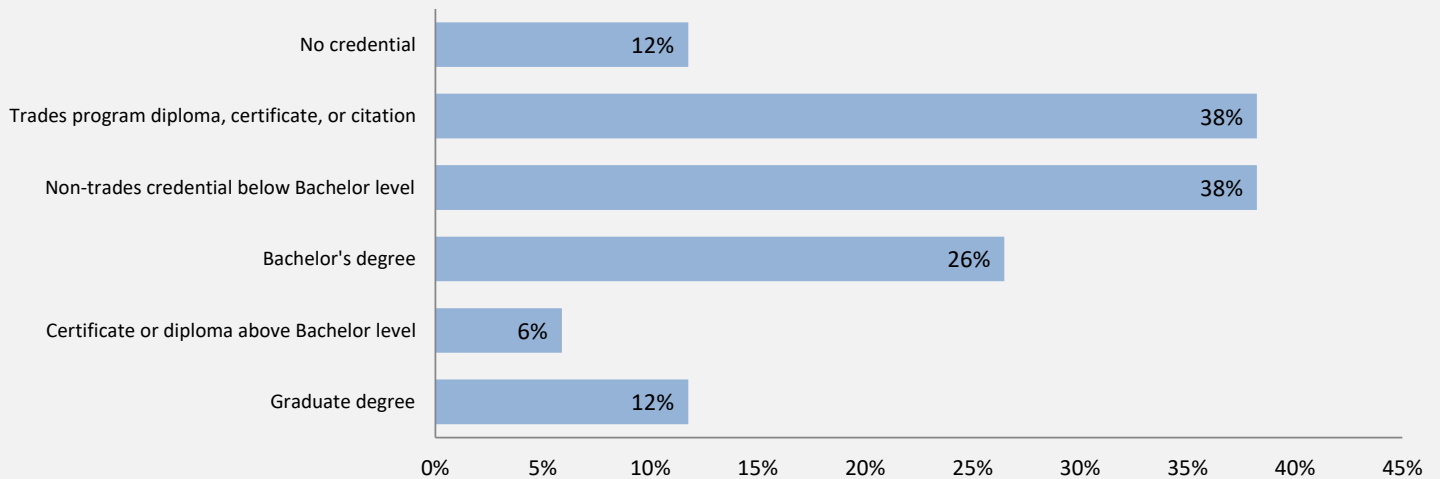
CPC: VCC: Building Manager (Residential);

Cohort	96
Respondents	51
Response Rate	53%

68%

had taken *previous* post-secondary education

n = 34



Based on those who had taken previous post-secondary education.
Respondents could report more than one type of post-secondary credential.

Transition to Apprenticeship

The following results are for Trades foundation respondents only.

n = -

—
of Trades foundation respondents tried to get employment as an apprentice after they left their program

—
of those who tried to get employment as an apprentice were successful

Program prepared them for their apprenticeship training

- Very well
- Well
- Adequately
- Poorly
- Very poorly