

Applied filters:

CPC: VCC: Business and Technical Writing;

Cohort	29
Respondents	18
Response Rate	62%

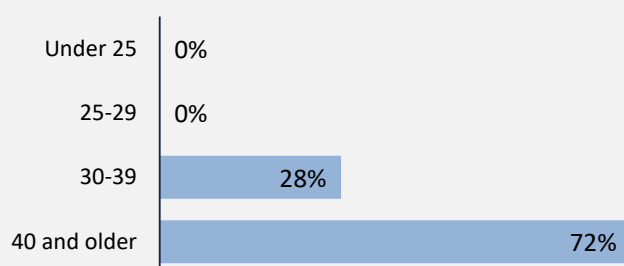
Description of Survey Respondents

Demographics

Gender



Age at the Time of the Survey



Aboriginal Identity

0%

Based on domestic students only.

Median Age

47

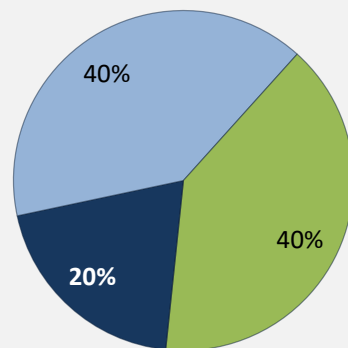
Further Education

33%

took further studies after graduating from their program

n = 6

Further Studies Related to Program



Very related Somewhat related
 Not very related Not at all related

Of those who took further studies at a different institution:

0%

expected transfer credit
n = 0

Of those who expected transfer credit:

—

Received transfer credit

—

were very satisfied or satisfied with their transfer experience

67%

of those who had taken further studies said their program prepared them well

28%

of respondents were currently studying

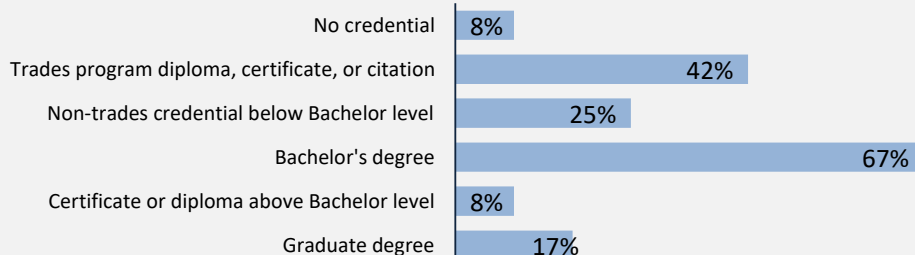
Past Education

67%

of respondents had taken previous post-secondary education

n = 12

Respondents were asked if they took ABE or ESL courses during or prior to their studies



Credentials are based on those who had taken previous post-secondary education. Respondents could report more than one type of post-secondary credential.

Adult Basic Education

6%

English as a Second Language

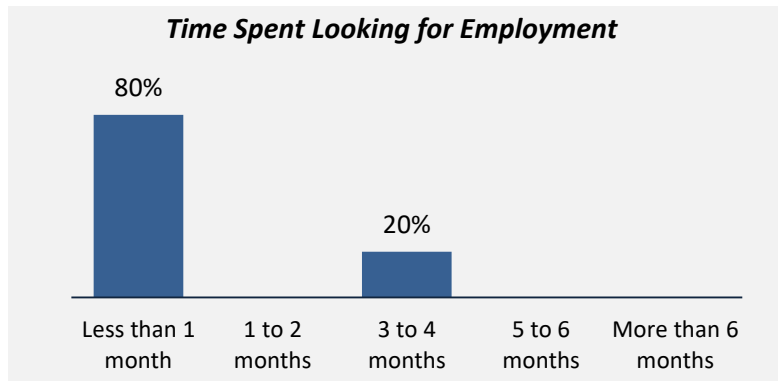
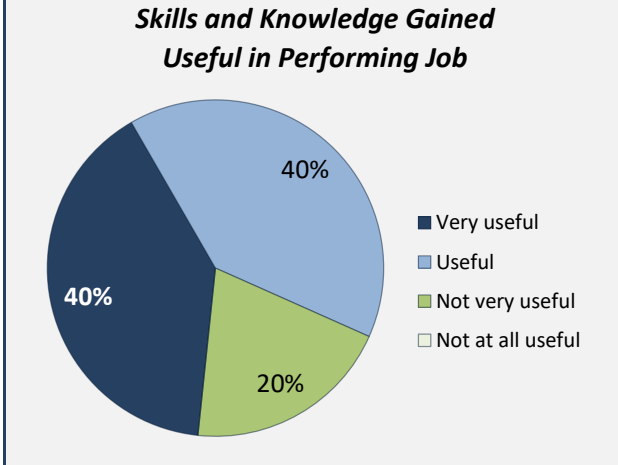
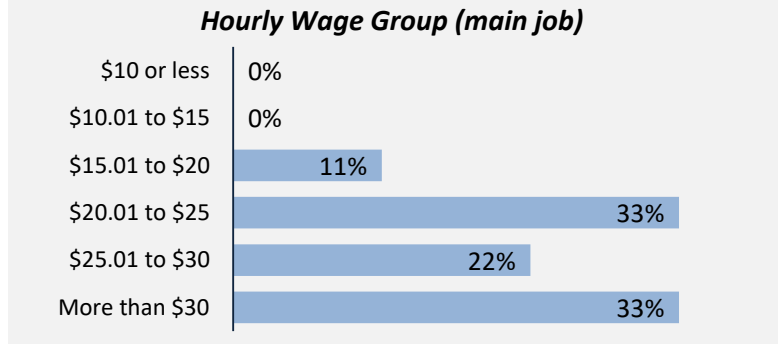
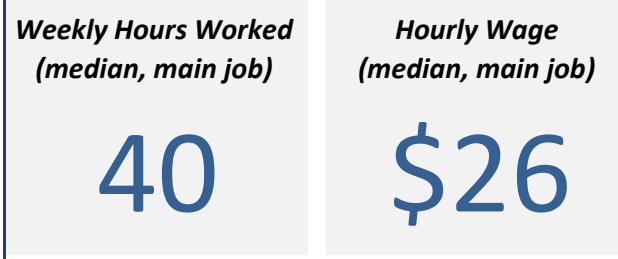
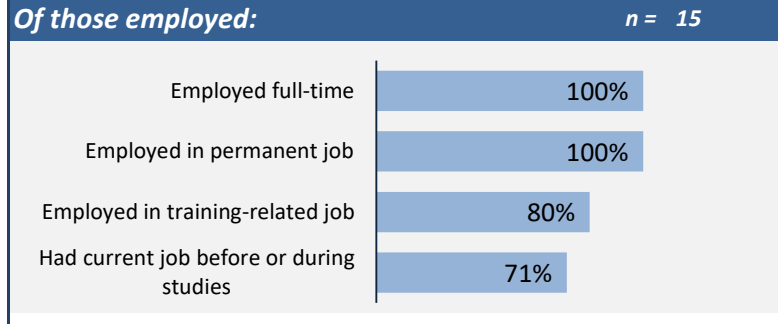
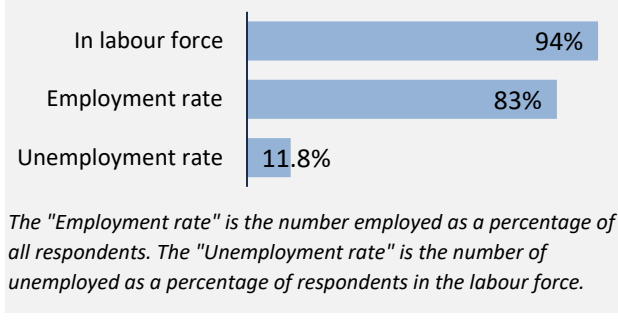
0%

Applied filters:

CPC: VCC: Business and Technical Writing;

Cohort	29
Respondents	18
Response Rate	62%

Employment Outcomes



Top Occupations (4-digit NOC)

	# Employed	% of those employed
5121: Authors and writers	3	20%
1221: Administrative officers	2	13%
XXXX: Unclassified occupations	2	13%
2172: Database analysts and data administrators	1	7%
4021: College and other vocational instructors	1	7%
3011: Nursing co-ordinators and supervisors	1	7%
1123: Professional occupations in advertising, marketing and public relations	1	7%
1121: Human resources professionals	1	7%
0711: Construction managers	1	7%
1225: Purchasing agents and officers	1	7%
Total of top occupations	14	93%
Total employed	15	

Applied filters:

CPC: VCC: Business and Technical Writing;

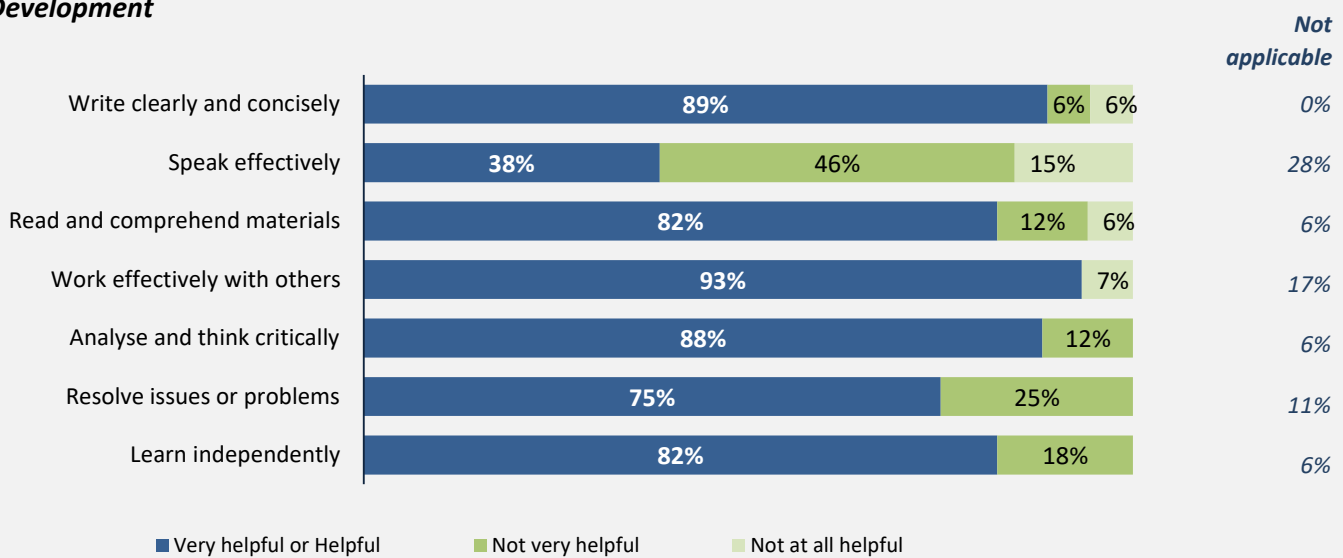
Cohort	29
Respondents	18
Response Rate	62%

Skill Development and Post-Secondary Experience

89%

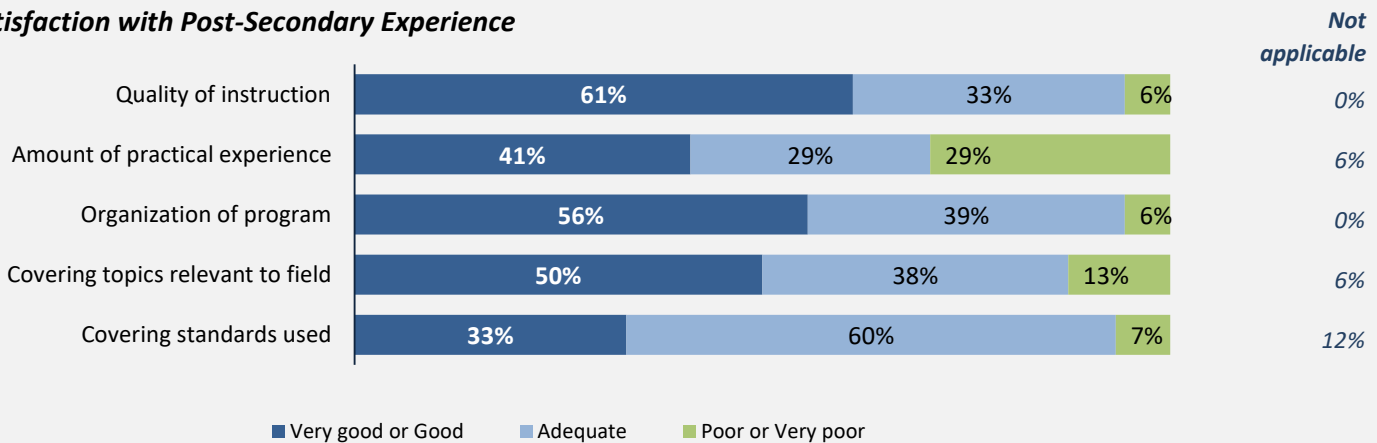
said they were very satisfied or satisfied with the education they received.

Skill Development



Percentages are based on those who gave a valid rating, excluding those who said Not applicable.

Satisfaction with Post-Secondary Experience



Percentages are based on those who gave a valid rating, excluding those who said Not applicable.