

Applied filters:

CPC: VCC: Canadian Business Management;

Cohort	266
Respondents	157
Response Rate	59%

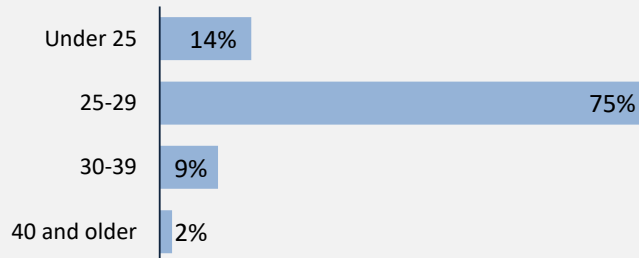
Description of Survey Respondents

Demographics

Gender



Age at the Time of the Survey



Aboriginal Identity

0%

Based on domestic students only.

Median Age

26

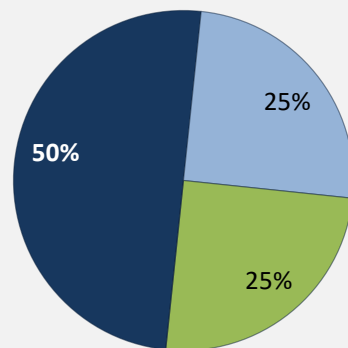
Further Education

3%

took further studies after graduating from their program

n = 4

Further Studies Related to Program



■ Very related ■ Somewhat related
 ■ Not very related □ Not at all related

Of those who took further studies at a different institution:

0%

expected transfer credit
n = 0

Of those who expected transfer credit:

—

Received transfer credit

—

were very satisfied or satisfied with their transfer experience

50%

of those who had taken further studies said their program prepared them well

2%

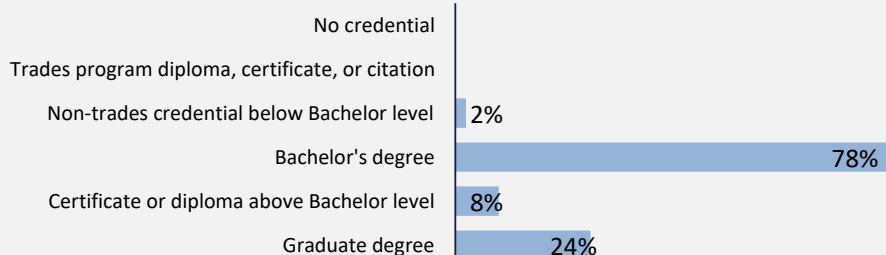
of respondents were currently studying

Past Education

67% *of respondents had taken previous post-secondary education*

n = 104

Respondents were asked if they took ABE or ESL courses during or prior to their studies



Credentials are based on those who had taken previous post-secondary education. Respondents could report more than one type of post-secondary credential.

Adult Basic Education

1%

English as a Second Language

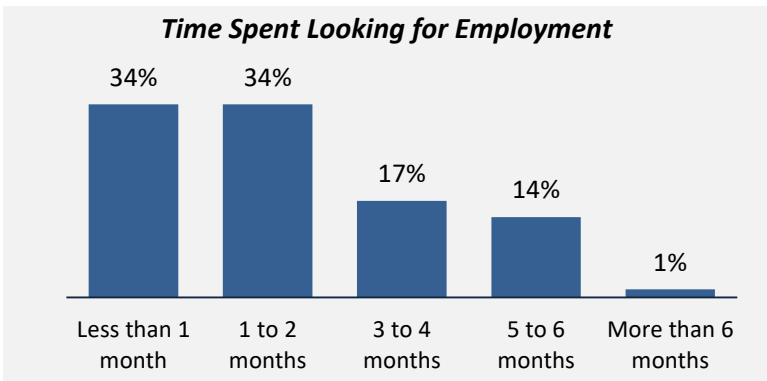
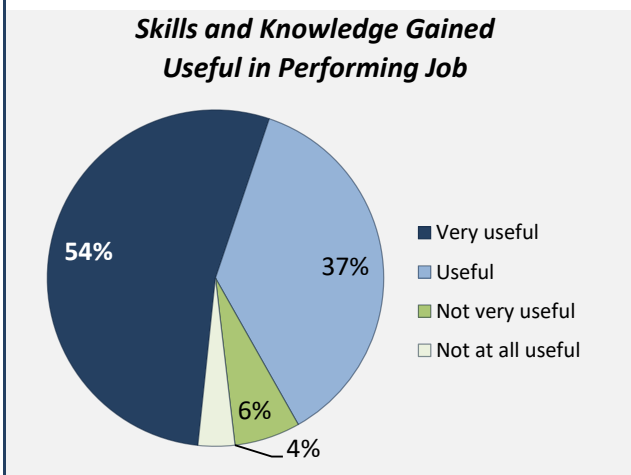
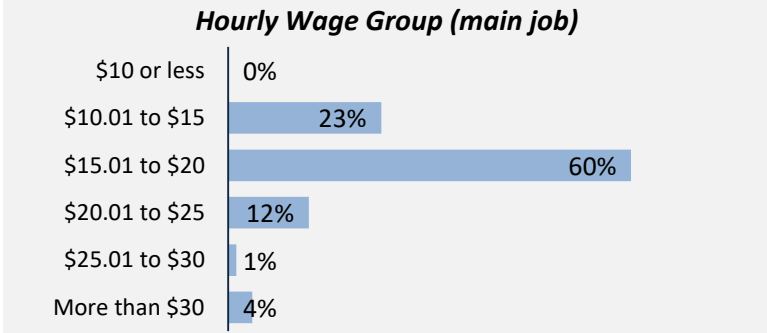
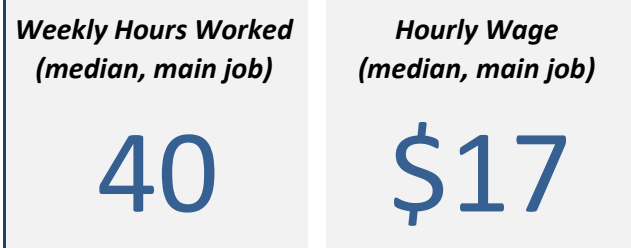
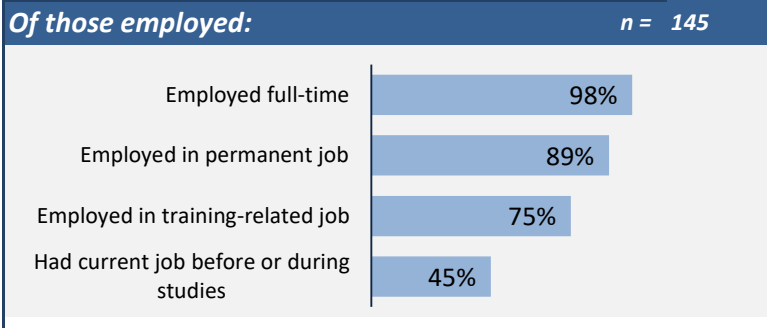
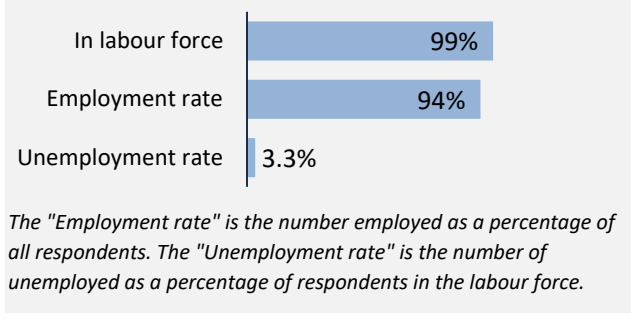
5%

Applied filters:

CPC: VCC: Canadian Business Management;

Cohort 266
Respondents 157
Response Rate 59%

Employment Outcomes



Top Occupations (4-digit NOC)

	# Employed	% of those employed
6311: Food service supervisors	22	15%
XXXX: Unclassified occupations	13	9%
0631: Restaurant and food service managers	12	8%
1241: Administrative assistants	9	6%
0621: Retail and wholesale trade managers	9	6%
6316: Other services supervisors	8	6%
6421: Retail salespersons	7	5%
1221: Administrative officers	7	5%
6541: Security guards and related security service occupations	4	3%
6211: Retail sales supervisors	4	3%
Total of top occupations	95	66%
Total employed	145	

Applied filters:

CPC: VCC: Canadian Business Management;

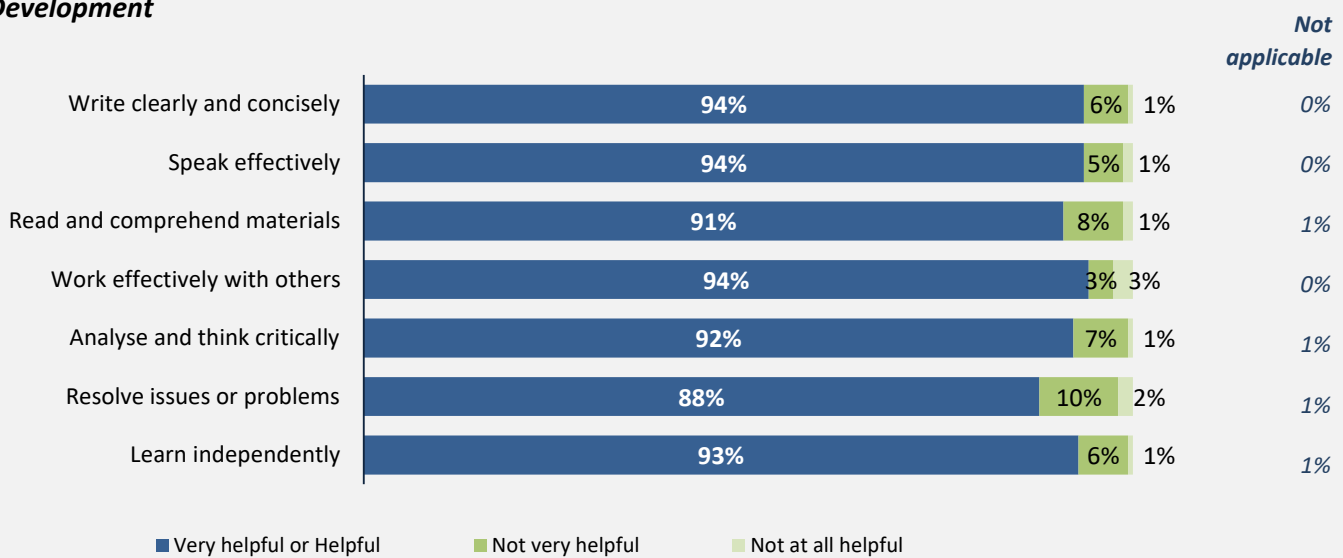
Cohort	266
Respondents	157
Response Rate	59%

Skill Development and Post-Secondary Experience

94%

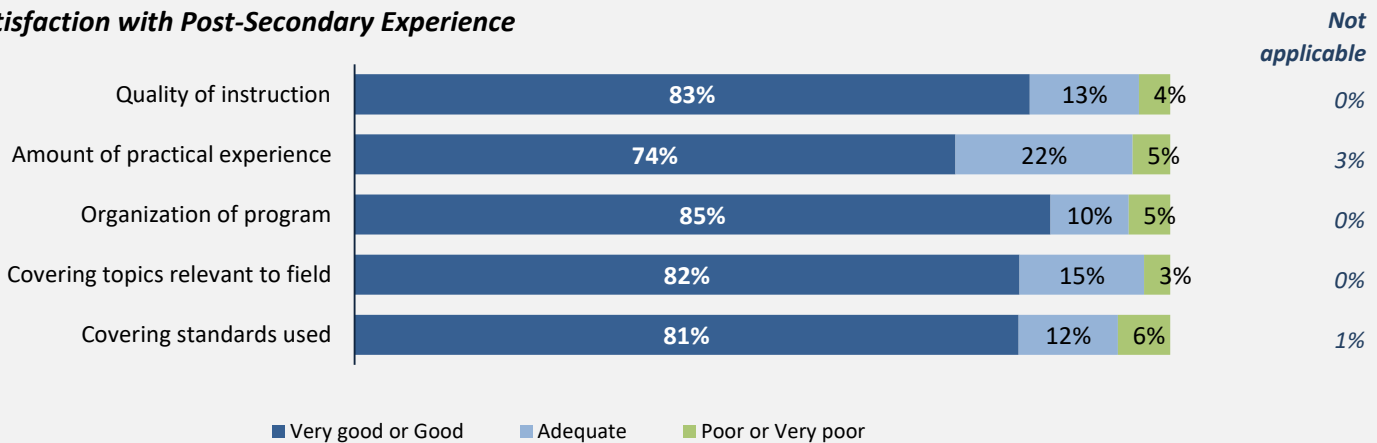
said they were very satisfied or satisfied with the education they received.

Skill Development



Percentages are based on those who gave a valid rating, excluding those who said Not applicable.

Satisfaction with Post-Secondary Experience



Percentages are based on those who gave a valid rating, excluding those who said Not applicable.