

Applied filters:

CPC: VCC: Dental Reception Coordinator;

Cohort	167
Respondents	76
Response Rate	46%

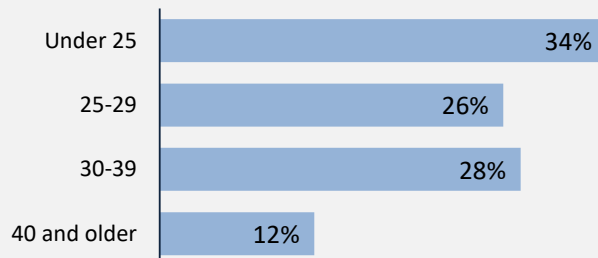
Description of Survey Respondents

Demographics

Gender



Age at the Time of the Survey



Aboriginal Identity

15%

Based on domestic students only.

Median Age

26

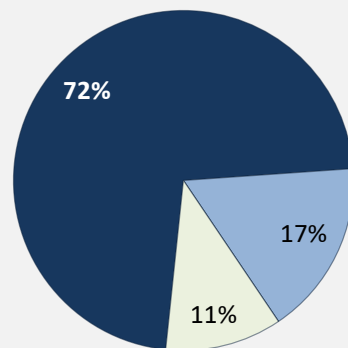
Further Education

24%

took further studies after graduating from their program

n = 18

Further Studies Related to Program



■ Very related ■ Somewhat related
 ■ Not very related ■ Not at all related

Of those who took further studies at a different institution:

20%

expected transfer credit
n = 1

Of those who expected transfer credit:

-

Received transfer credit

100%

of those who had taken further studies said their program prepared them well

20%

of respondents were currently studying

100%

were very satisfied or satisfied with their transfer experience

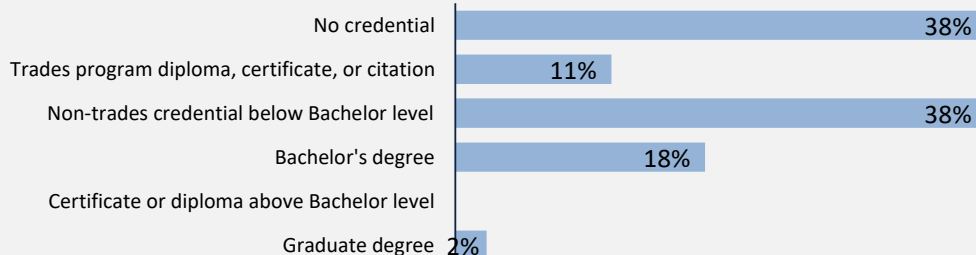
Past Education

62%

of respondents had taken previous post-secondary education

n = 47

Respondents were asked if they took ABE or ESL courses during or prior to their studies



Credentials are based on those who had taken previous post-secondary education. Respondents could report more than one type of post-secondary credential.

Adult Basic Education

14%

English as a Second Language

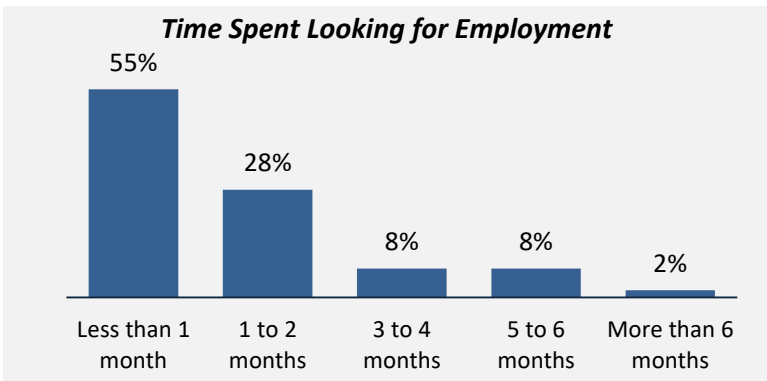
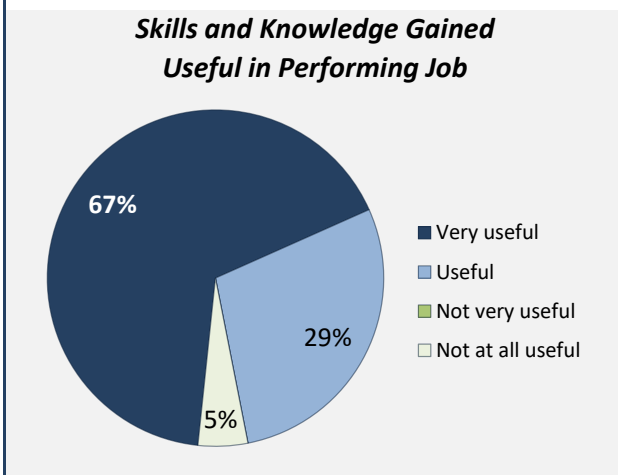
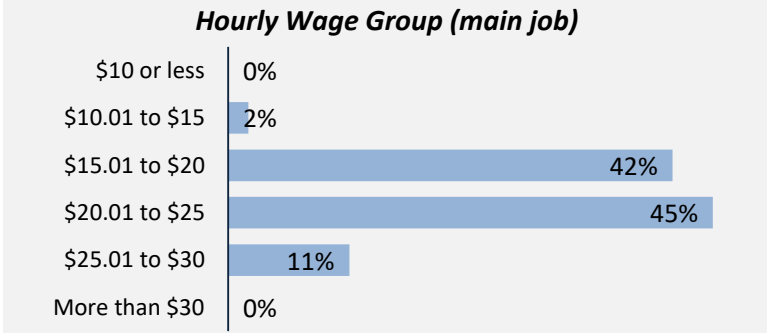
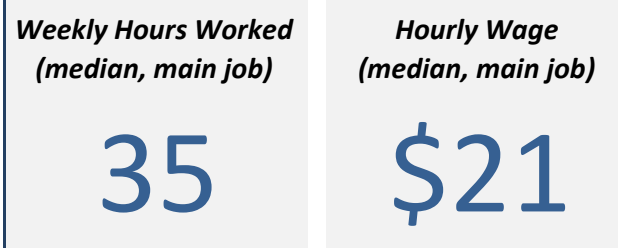
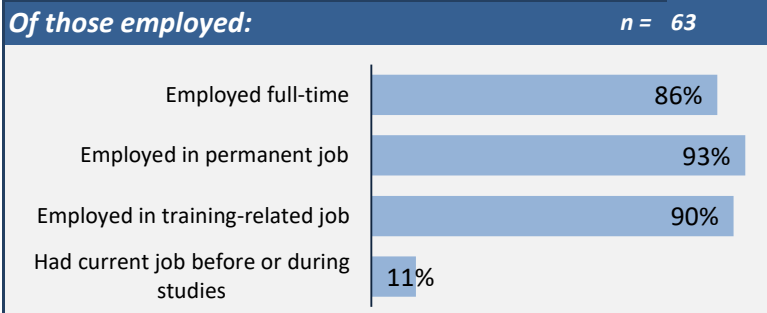
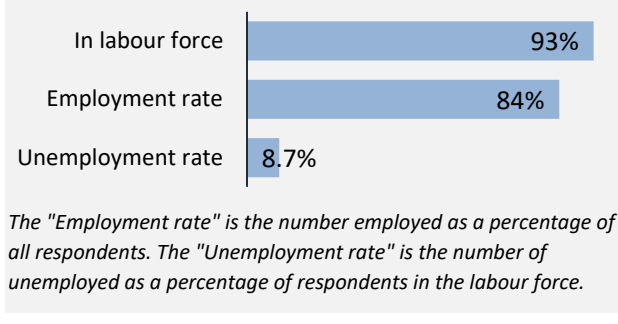
11%

Applied filters:

CPC: VCC: Dental Reception Coordinator;

Cohort	167
Respondents	76
Response Rate	46%

Employment Outcomes



Top Occupations (4-digit NOC)

	# Employed	% of those employed
1414: Receptionists	47	75%
1221: Administrative officers	3	5%
3411: Dental assistants	2	3%
1243: Medical administrative assistants	2	3%
XXXX: Unclassified occupations	2	3%
6512: Bartenders	1	2%
1311: Accounting technicians and bookkeepers	1	2%
6513: Food and beverage servers	1	2%
6711: Food counter attendants, kitchen helpers and related support occupations	1	2%
6421: Retail salespersons	1	2%
Total of top occupations	61	97%
Total employed	63	

Applied filters:

CPC: VCC: Dental Reception Coordinator;

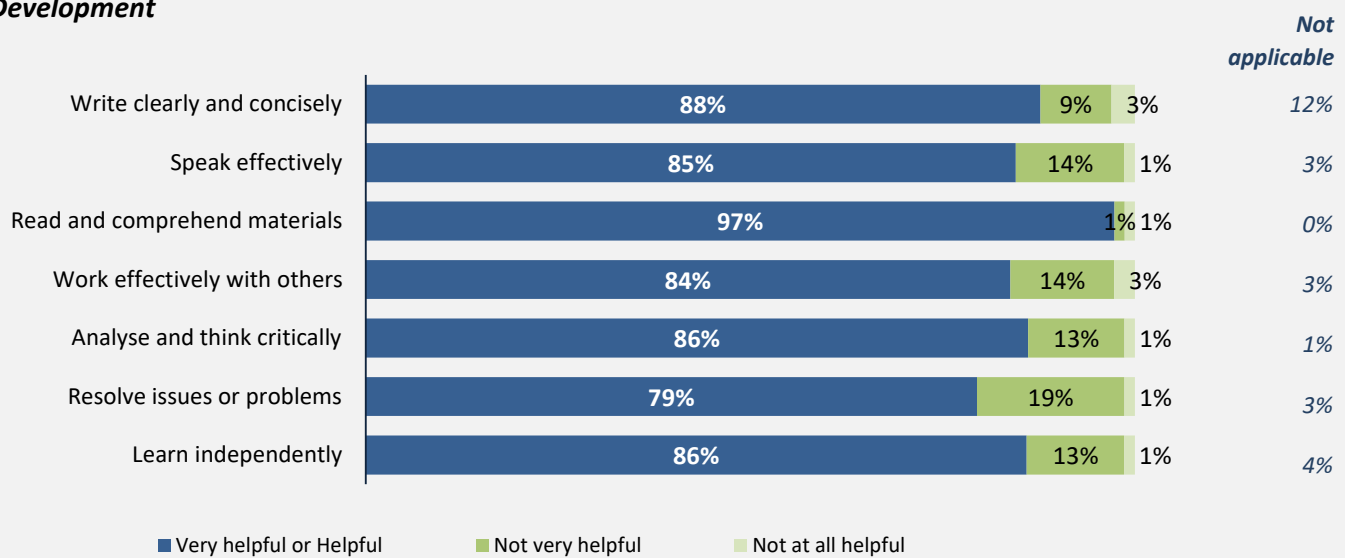
Cohort	167
Respondents	76
Response Rate	46%

Skill Development and Post-Secondary Experience

97%

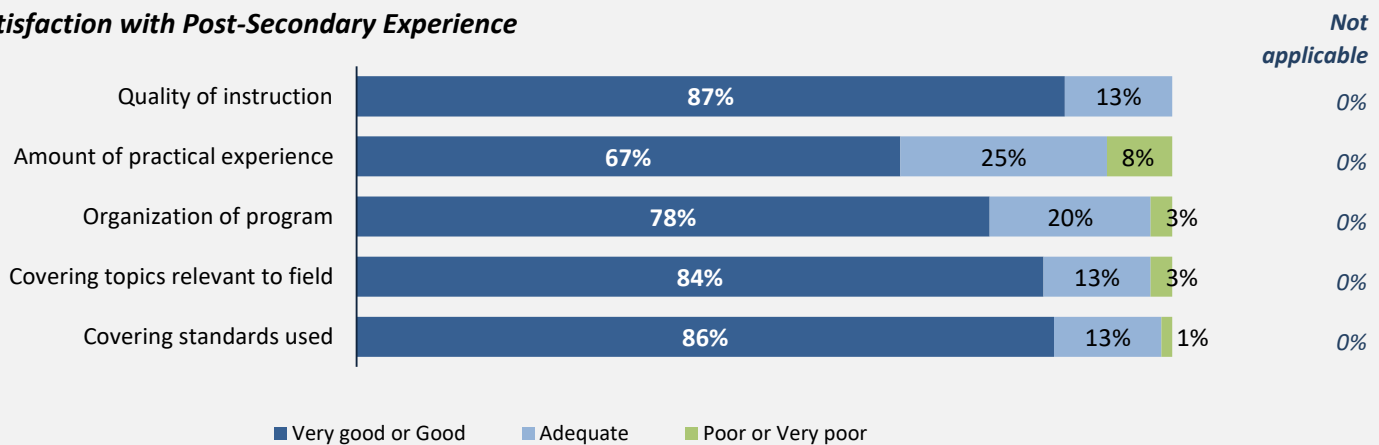
said they were very satisfied or satisfied with the education they received.

Skill Development



Percentages are based on those who gave a valid rating, excluding those who said Not applicable.

Satisfaction with Post-Secondary Experience



Percentages are based on those who gave a valid rating, excluding those who said Not applicable.