

# Summary of Survey Results: 2018 to 2022

Trades Training Type:

*Progressive apprenticeship, Traditional apprenticeship, Trades foundation, and Trades-related vocational programs*

**Applied filters:**

CPC: VCC: Esthetics & Spa Therapy;

Cohort	409
Respondents	151
Response Rate	37%

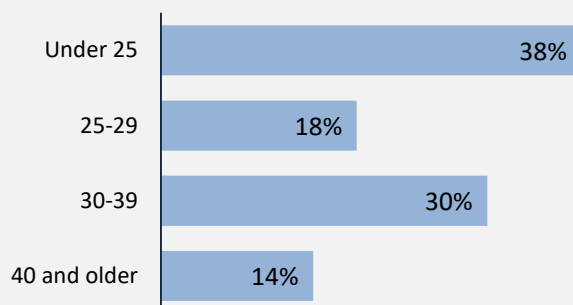
## Description of Survey Respondents

### Demographics

#### Gender



#### Age at the Time of the Survey



#### Aboriginal Identity

4%

*Based on domestic students only*

#### Median Age

28

### About the Respondents

49%

*relocated from their hometown to attend program*


2%

*took **Adult Basic Education** courses during or prior to their trades training program*

16%

*took **English as a Second Language** courses during or prior to their trades training program*

### Region respondents were living in at the time of the survey



# Summary of Survey Results: 2018 to 2022

Trades Training Type:

*Progressive apprenticeship, Traditional apprenticeship, Trades foundation, and Trades-related vocational programs*

**Applied filters:**

CPC: VCC: Esthetics & Spa Therapy;

Cohort	409
Respondents	151
Response Rate	37%

## Employment Outcomes

**In the labour force**

90%

**Employment rate**

76%

**Unemployment rate**

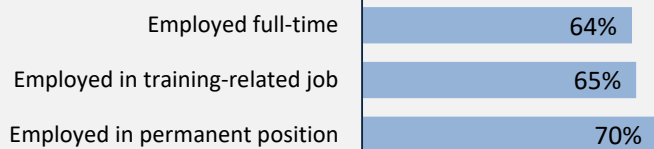
13.3%

The "Employment rate" is the number employed as a percentage of all respondents.

The "Unemployment rate" is the number of unemployed as a percentage of respondents in the labour force.

### Of those employed:

n = 111



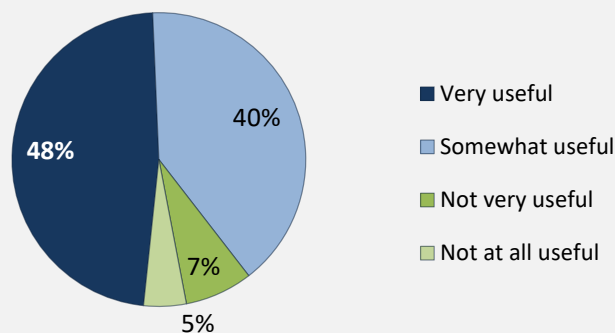
**Hourly Wage**  
(median, main job)

\$15

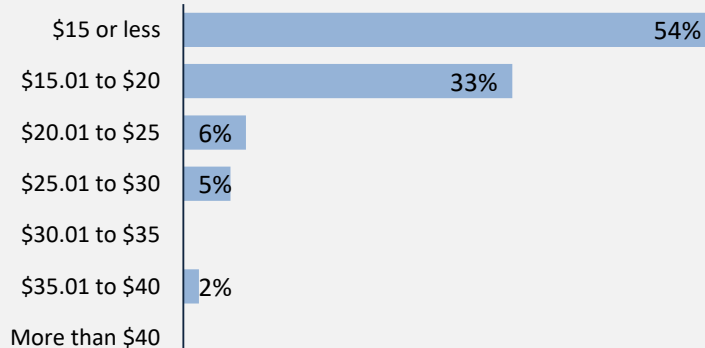
**Hours Worked**  
(median, main job)

35

### Skills and Knowledge Gained Useful in Performing Job



### Hourly Wage Group (main job)



### Top Occupations (4-digit NOC)

	# employed	% of those employed
6562: Estheticians, electrologists and related occupations	41	37%
6341: Hairstylists and barbers	26	23%
XXXX: Unclassified occupations	9	8%
6421: Retail salespersons	6	5%
6711: Food counter attendants, kitchen helpers and related support occupations	4	4%
6611: Cashiers	3	3%
0631: Restaurant and food service managers	2	2%
6513: Food and beverage servers	2	2%
0651: Managers in customer and personal services, n.e.c.	2	2%
6322: Cooks	2	2%

Total of top occupations 97 87%  
Total employed 111 Page 2 of 5

# Summary of Survey Results: 2018 to 2022

Trades Training Type:

*Progressive apprenticeship, Traditional apprenticeship, Trades foundation, and Trades-related vocational programs*

**Applied filters:**

CPC: VCC: Esthetics & Spa Therapy;

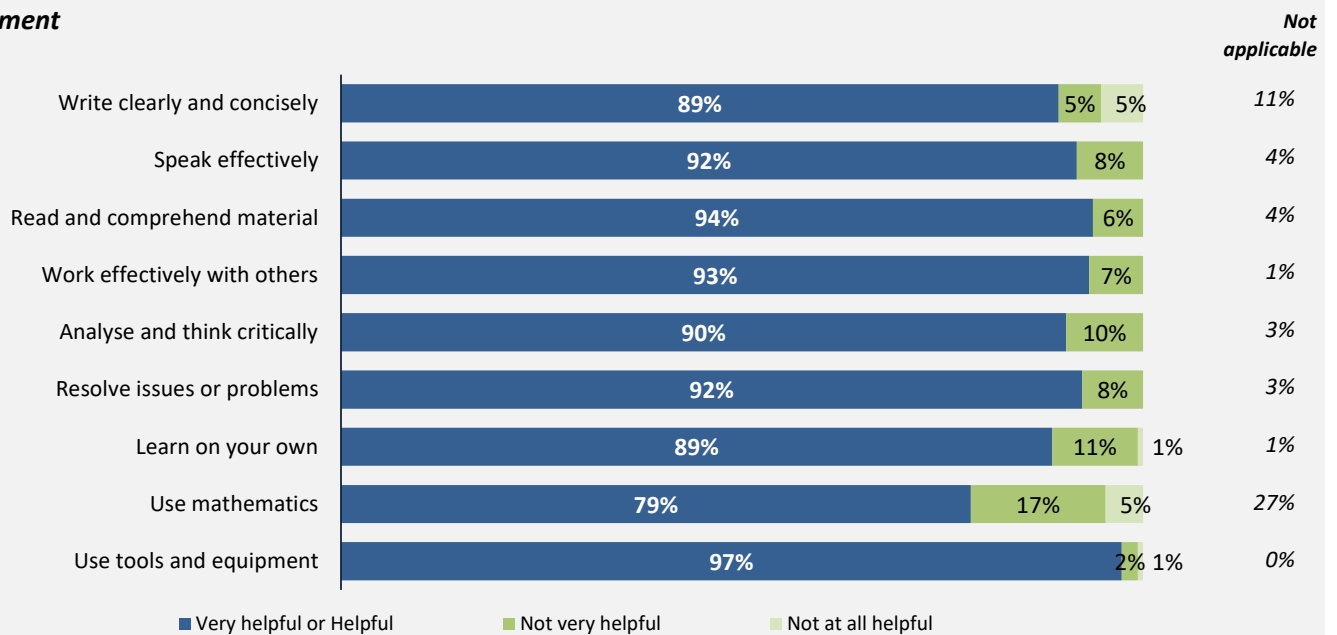
<b>Cohort</b>	<b>409</b>
<b>Respondents</b>	<b>151</b>
<b>Response Rate</b>	<b>37%</b>

## Skill Development and Post-Secondary Experience

# 93%

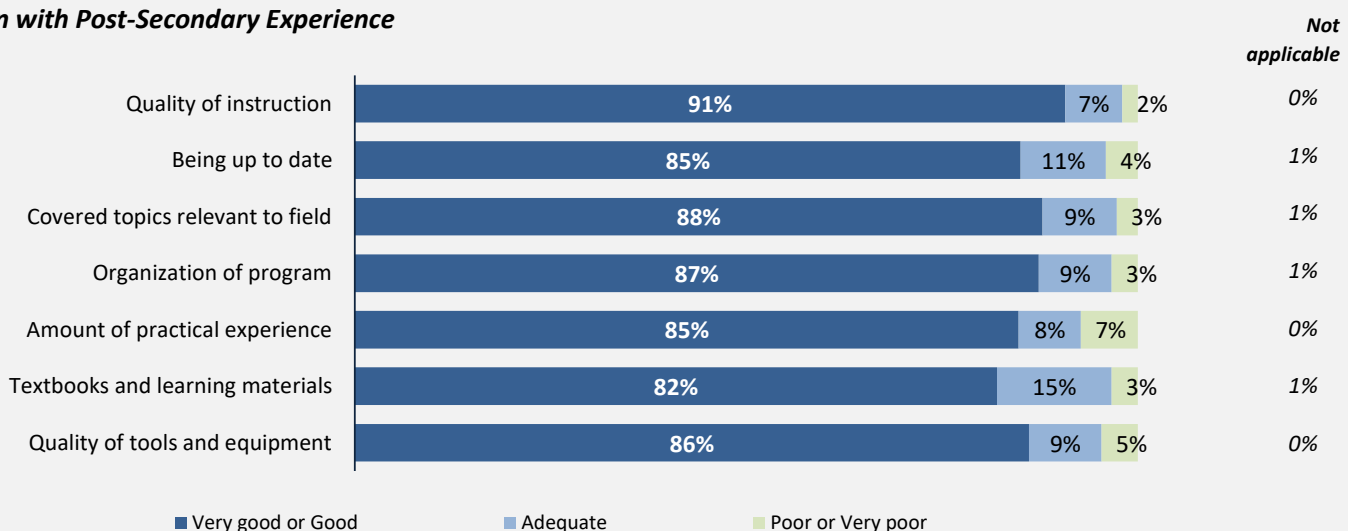
said they were very satisfied or satisfied with the education they received.

### Skill Development



Percentages are based on those who gave a valid rating, excluding those who said not applicable.

### Satisfaction with Post-Secondary Experience



Percentages are based on those who gave a valid rating, excluding those who said not applicable.

Trades Training Type:

Trades foundation, Trades-related vocational programs

**Applied filters:**

CPC: VCC: Esthetics & Spa Therapy;

<b>Cohort</b>	<b>409</b>
<b>Respondents</b>	<b>151</b>
<b>Response Rate</b>	<b>37%</b>

## Trades foundation & Trades-related vocational programs

### Employment After Leaving School

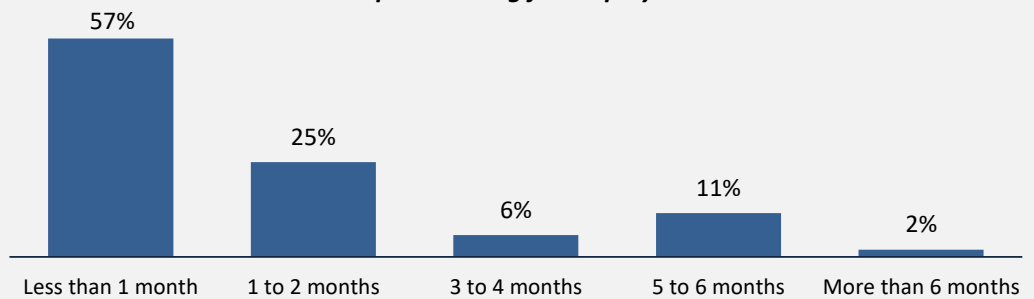
**44%**

had the same job before or while they were attending school

**88%**

said their education was useful in getting their job

#### Time spent looking for employment



Excludes employed respondents who said they had the same job while attending their program

n= 53

### Other Education

Trades-related vocational respondents only, results are shown for the education they took before and after their program.

—

took further studies after completing their program

n = -

—


of those who had taken further studies said their program prepared them well

—

of respondents were currently studying

n = -

#### Further studies related to program



#### Of those who took further studies at a different institution:

—

expected transfer credit

n = -

#### Of those who expected transfer credit:

—

received transfer credit

—

were very satisfied or satisfied with their transfer experience

# Summary of Survey Results: 2018 to 2022

Trades Training Type:

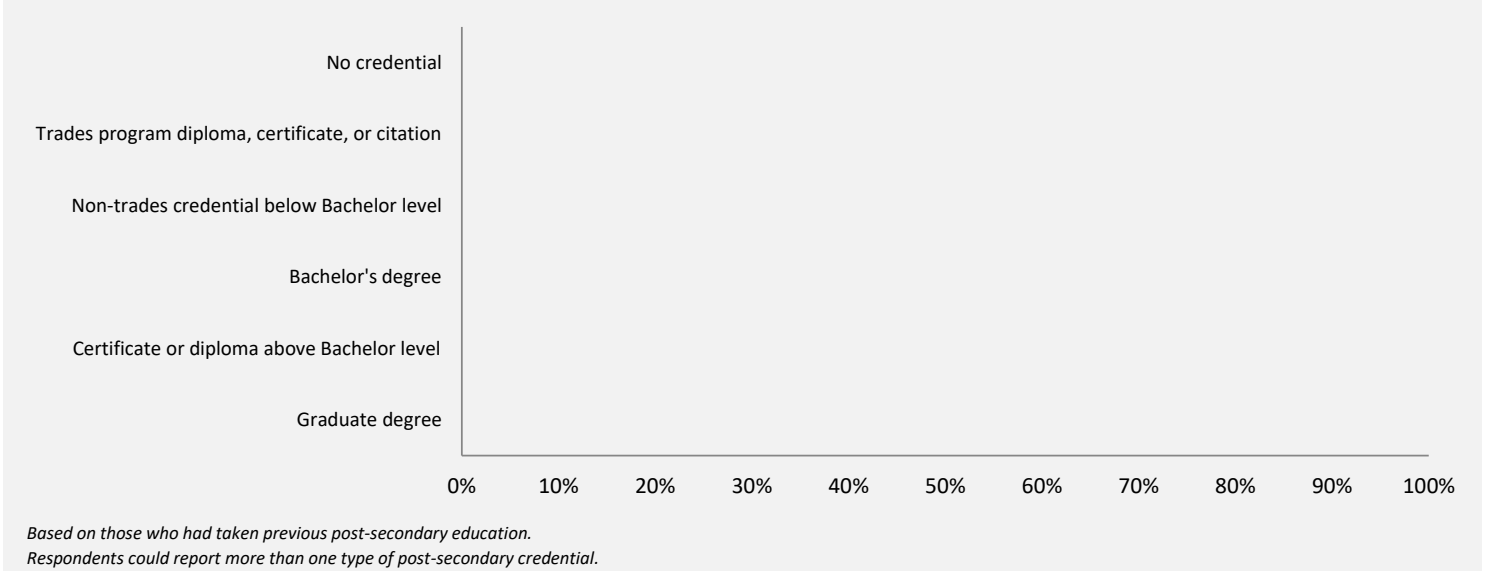
Trades foundation, Trades-related vocational programs

**Applied filters:**

CPC: VCC: Esthetics & Spa Therapy;

Cohort	409
Respondents	151
Response Rate	37%

**had taken previous post-secondary education** n = -



**Transition to Apprenticeship** n = 145  
The following results are for Trades foundation respondents only.

**67%**  
of Trades foundation respondents tried to get employment as an apprentice after they left their program

**83%**  
of those who tried to get employment as an apprentice were successful

