

Applied filters:

CPC: VCC: Management Skills for Supervisors;

Cohort	30
Respondents	18
Response Rate	60%

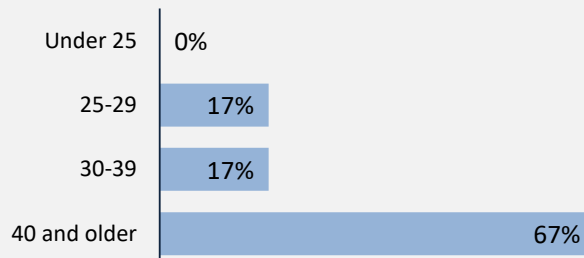
Description of Survey Respondents

Demographics

Gender



Age at the Time of the Survey



Aboriginal Identity

0%

Based on domestic students only.

Median Age

44

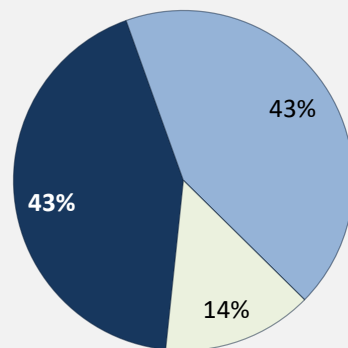
Further Education

39%

took further studies after graduating from their program

n = 7

Further Studies Related to Program



Very related Somewhat related
 Not very related Not at all related

Of those who took further studies at a different institution:

50%

expected transfer credit
n = 1

Of those who expected transfer credit:

0%

Received transfer credit

0%

were very satisfied or satisfied with their transfer experience

83%

of those who had taken further studies said their program prepared them well

22%

of respondents were currently studying

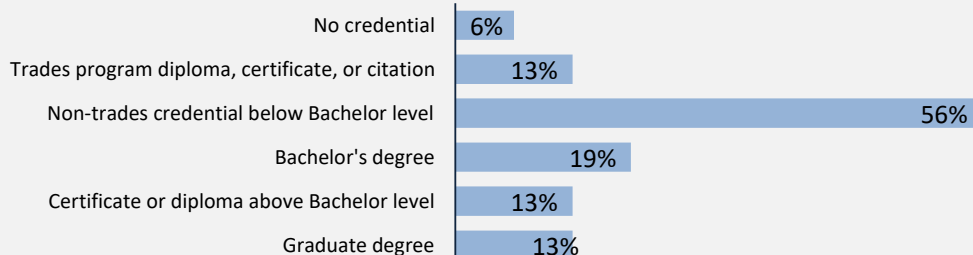
Past Education

89%

of respondents had taken previous post-secondary education

n = 16

Respondents were asked if they took ABE or ESL courses during or prior to their studies



Credentials are based on those who had taken previous post-secondary education. Respondents could report more than one type of post-secondary credential.

Adult Basic Education

6%

English as a Second Language

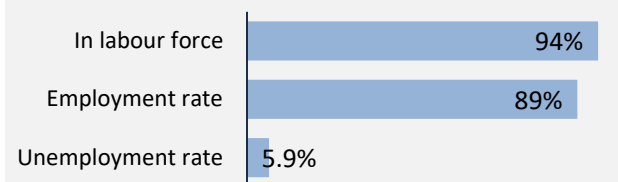
11%

Applied filters:

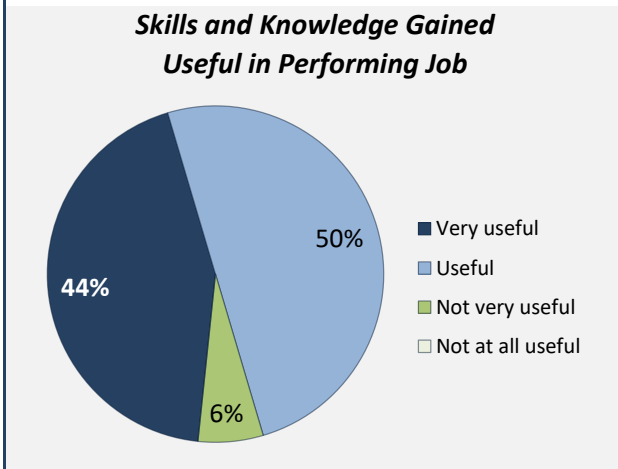
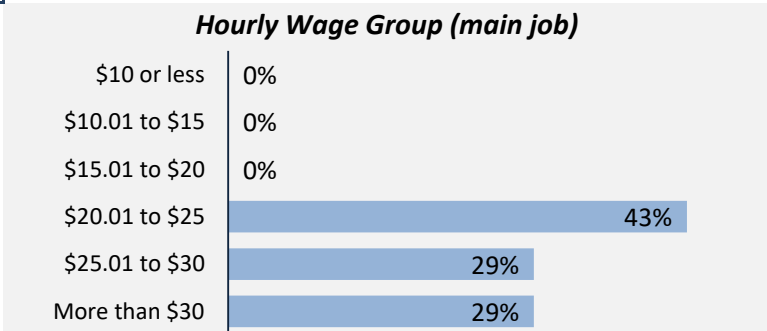
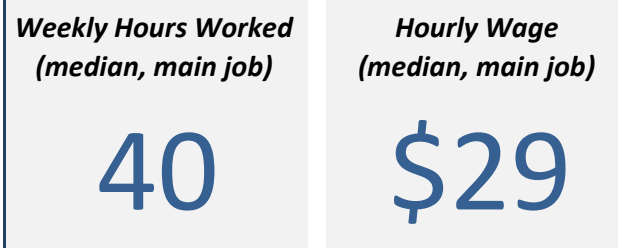
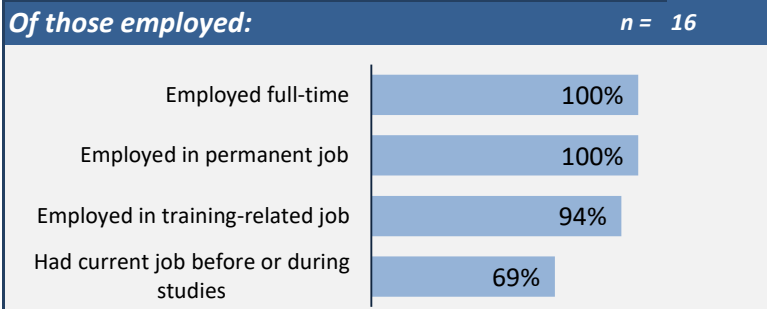
CPC: VCC: Management Skills for Supervisors;

Cohort	30
Respondents	18
Response Rate	60%

Employment Outcomes



The "Employment rate" is the number employed as a percentage of all respondents. The "Unemployment rate" is the number of unemployed as a percentage of respondents in the labour force.



Top Occupations (4-digit NOC)

	# Employed	% of those employed
1122: Professional occupations in business management consulting	2	13%
1211: Supervisors, general office and administrative support workers	2	13%
2132: Mechanical engineers	1	6%
1221: Administrative officers	1	6%
6315: Cleaning supervisors	1	6%
0912: Utilities managers	1	6%
1523: Production logistics co-ordinators	1	6%
0422: School principals and administrators of elementary and secondary education	1	6%
5226: Other technical and co-ordinating occupations in motion pictures, broadcasting and the performir	1	6%
7302: Contractors and supervisors, heavy equipment operator crews	1	6%
Total of top occupations	12	75%
Total employed	16	

Applied filters:

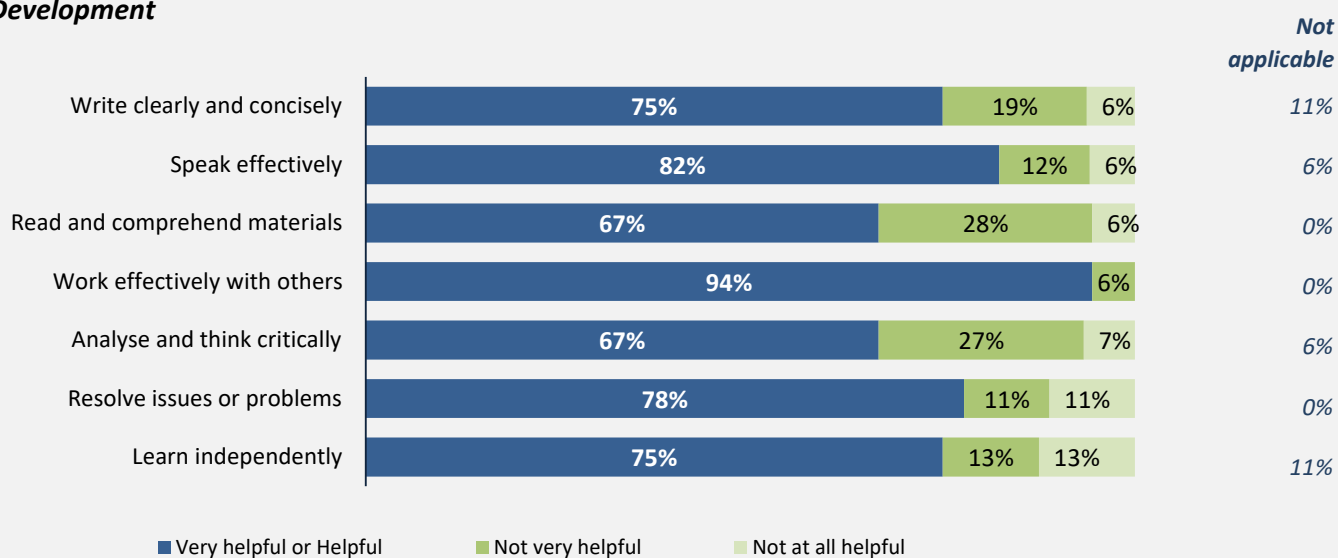
CPC: VCC: Management Skills for Supervisors;

Cohort	30
Respondents	18
Response Rate	60%

Skill Development and Post-Secondary Experience

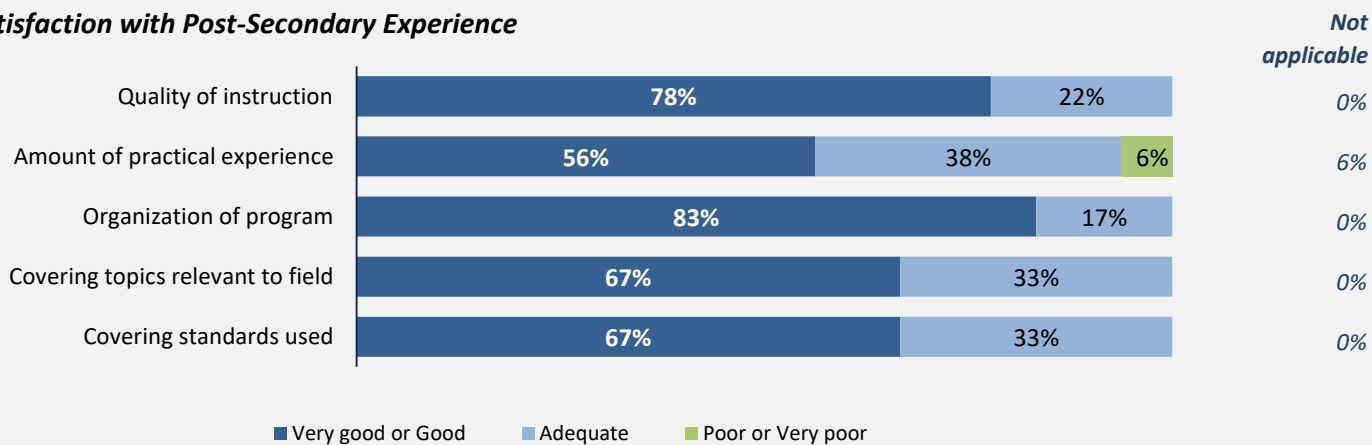
100% said they were very satisfied or satisfied with the education they received.

Skill Development



Percentages are based on those who gave a valid rating, excluding those who said Not applicable.

Satisfaction with Post-Secondary Experience



Percentages are based on those who gave a valid rating, excluding those who said Not applicable.