

Applied filters:

CPC: VCC: Practical Nursing;

Cohort	406
Respondents	263
Response Rate	65%

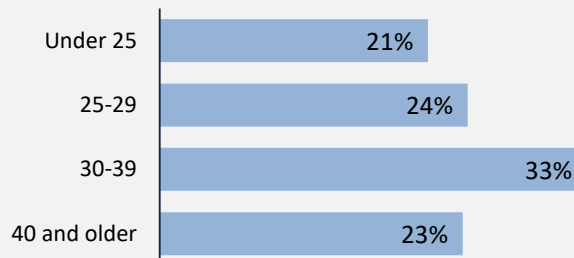
Description of Survey Respondents

Demographics

Gender



Age at the Time of the Survey



Aboriginal Identity

3%

Based on domestic students only.

Median Age

31

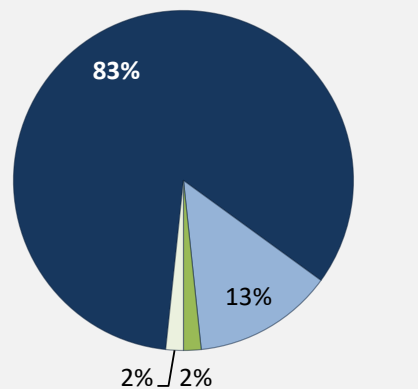
Further Education

24%

took further studies after graduating from their program

n = 61

Further Studies Related to Program



Very related Somewhat related
 Not very related Not at all related

Of those who took further studies at a different institution:

30%

expected transfer credit
n = 7

Of those who expected transfer credit:

60%

Received transfer credit

40%

were very satisfied or satisfied with their transfer experience

95%

of those who had taken further studies said their program prepared them well

18%

of respondents were currently studying

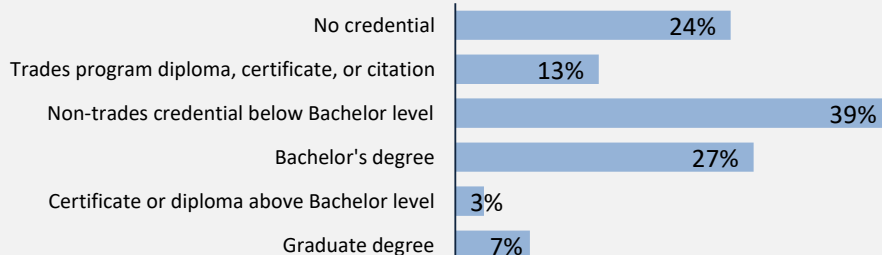
Past Education

78%

of respondents had taken previous post-secondary education

n = 203

Respondents were asked if they took ABE or ESL courses during or prior to their studies



Credentials are based on those who had taken previous post-secondary education. Respondents could report more than one type of post-secondary credential.

Adult Basic Education

31%

English as a Second Language

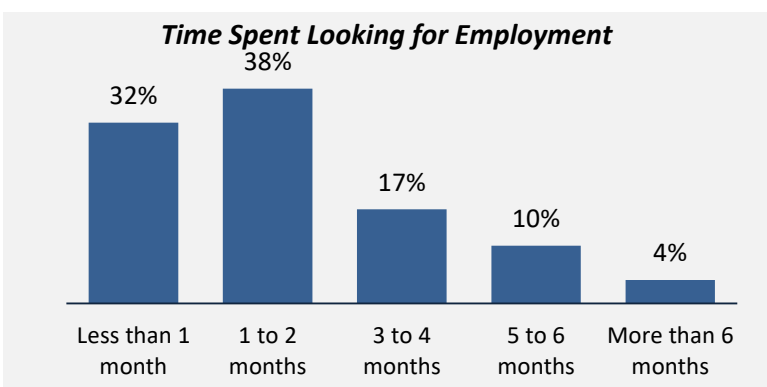
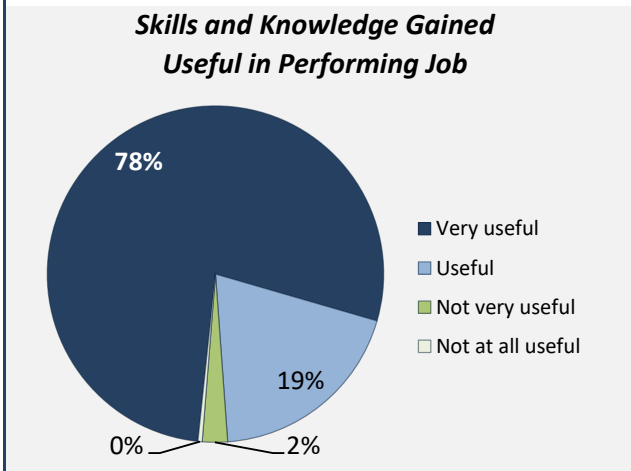
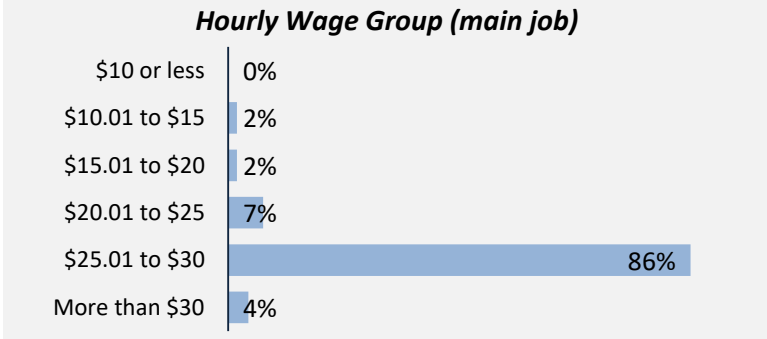
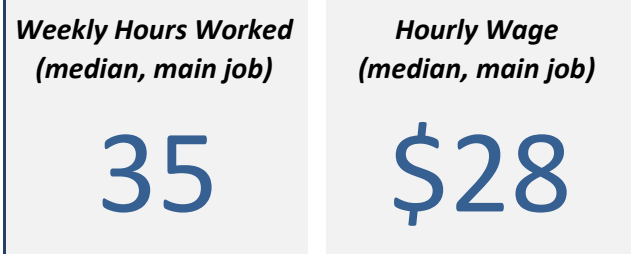
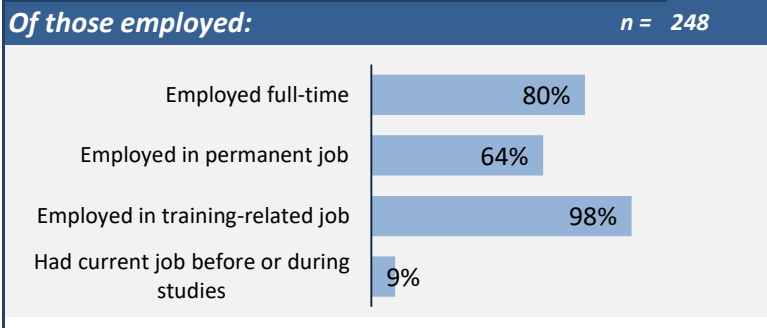
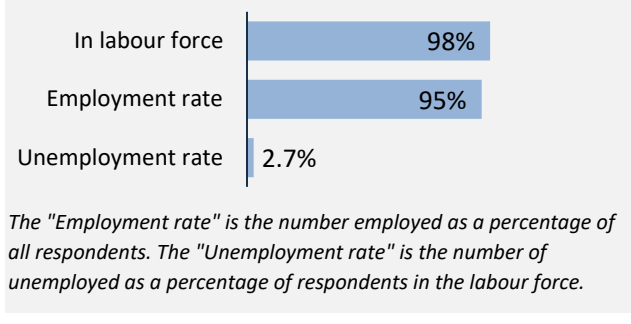
18%

Applied filters:

CPC: VCC: Practical Nursing;

Cohort	406
Respondents	263
Response Rate	65%

Employment Outcomes



Top Occupations (4-digit NOC)

	# Employed	% of those employed
3233: Licensed practical nurses	226	91%
3413: Nurse aides, orderlies and patient service associates	5	2%
XXXX: Unclassified occupations	4	2%
3012: Registered nurses and registered psychiatric nurses	2	1%
1525: Dispatchers	2	1%
4212: Social and community service workers	1	0%
6311: Food service supervisors	1	0%
4412: Home support workers, housekeepers and related occupations	1	0%
6622: Store shelf stockers, clerks and order fillers	1	0%
3124: Allied primary health practitioners	1	0%
Total of top occupations	244	98%
Total employed	248	

Applied filters:

CPC: VCC: Practical Nursing;

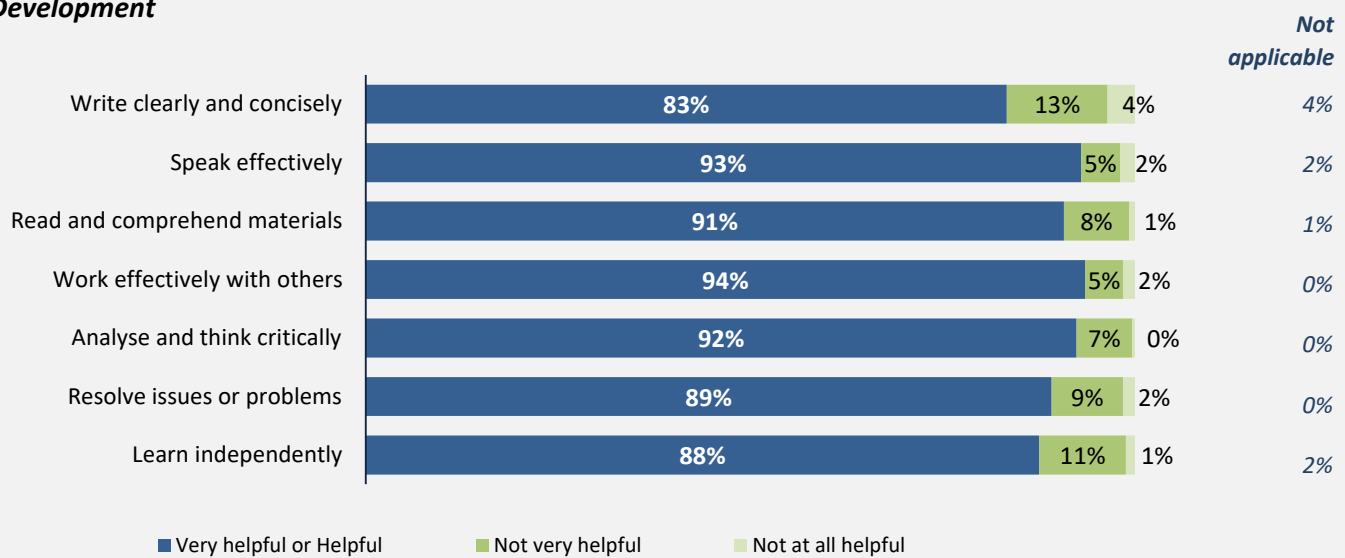
Cohort	406
Respondents	263
Response Rate	65%

Skill Development and Post-Secondary Experience

95%

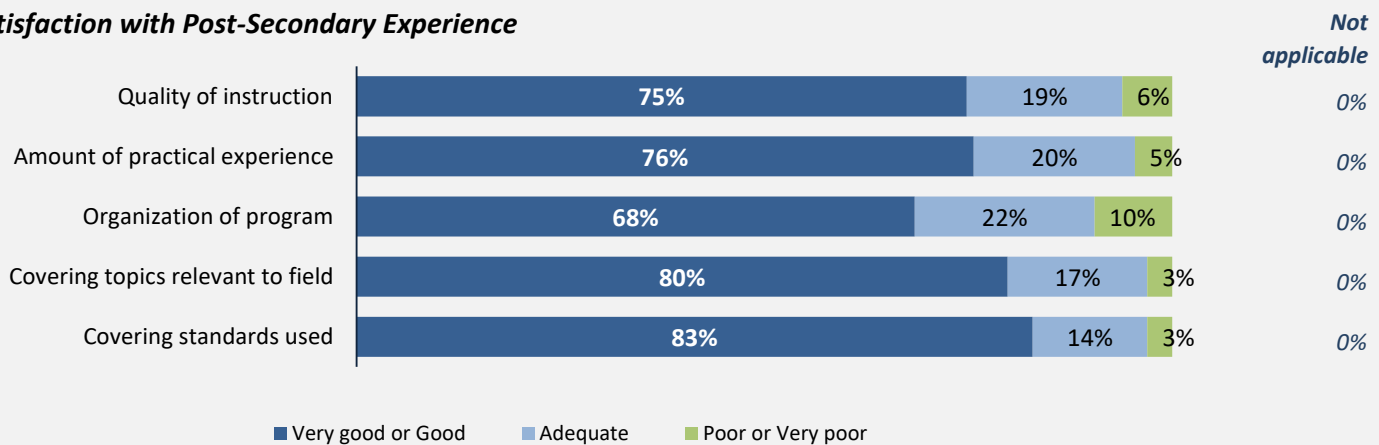
said they were very satisfied or satisfied with the education they received.

Skill Development



Percentages are based on those who gave a valid rating, excluding those who said Not applicable.

Satisfaction with Post-Secondary Experience



Percentages are based on those who gave a valid rating, excluding those who said Not applicable.