

# Summary of Survey Results: 2018 to 2022

Trades Training Type:

*Progressive apprenticeship, Traditional apprenticeship, Trades foundation, and Trades-related vocational programs*

**Applied filters:**

CPC: VCC: Professional Cook 1;

**Cohort** 161  
**Respondents** 77  
**Response Rate** 48%

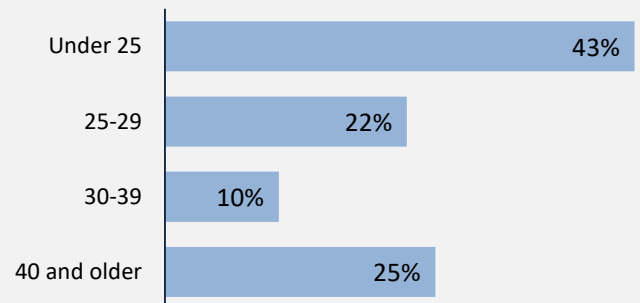
## Description of Survey Respondents

### Demographics

#### Gender



#### Age at the Time of the Survey



#### Aboriginal Identity

1%

*Based on domestic students only*

#### Median Age

26

### About the Respondents

12%

*relocated from their hometown to attend program*


7%

*took **Adult Basic Education** courses during or prior to their trades training program*

18%

*took **English as a Second Language** courses during or prior to their trades training program*

### Region respondents were living in at the time of the survey



# Summary of Survey Results: 2018 to 2022

Trades Training Type:

*Progressive apprenticeship, Traditional apprenticeship, Trades foundation, and Trades-related vocational programs*

**Applied filters:**

CPC: VCC: Professional Cook 1;

**Cohort** 161  
**Respondents** 77  
**Response Rate** 48%

## Employment Outcomes

**In the labour force**

**90%**

**Employment rate**

**80%**

**Unemployment rate**


**10.9%**

The "Employment rate" is the number employed as a percentage of all respondents.

The "Unemployment rate" is the number of unemployed as a percentage of respondents in the labour force.

**Of those employed:**

n = 57



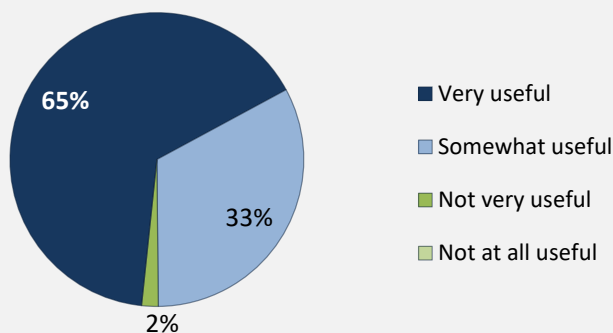
**Hourly Wage**  
(median, main job)

**\$16**

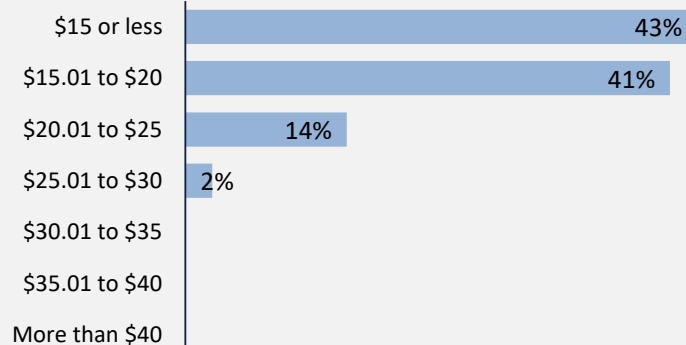
**Hours Worked**  
(median, main job)

**40**

**Skills and Knowledge Gained**  
**Useful in Performing Job**



**Hourly Wage Group (main job)**



## Top Occupations (4-digit NOC)

Occupation	# employed	% of those employed
6322: Cooks	45	79%
6711: Food counter attendants, kitchen helpers and related support occupations	3	5%
6332: Bakers	2	4%
6321: Chefs	2	4%
XXXX: Unclassified occupations	1	2%
6421: Retail salespersons	1	2%
5125: Translators, terminologists and interpreters	1	2%
4031: Secondary school teachers	1	2%
0631: Restaurant and food service managers	1	2%

Total of top occupations 57 100%

Total employed 57 Page 2 of 5

# Summary of Survey Results: 2018 to 2022

Trades Training Type:

*Progressive apprenticeship, Traditional apprenticeship, Trades foundation, and Trades-related vocational programs*

**Applied filters:**

CPC: VCC: Professional Cook 1;

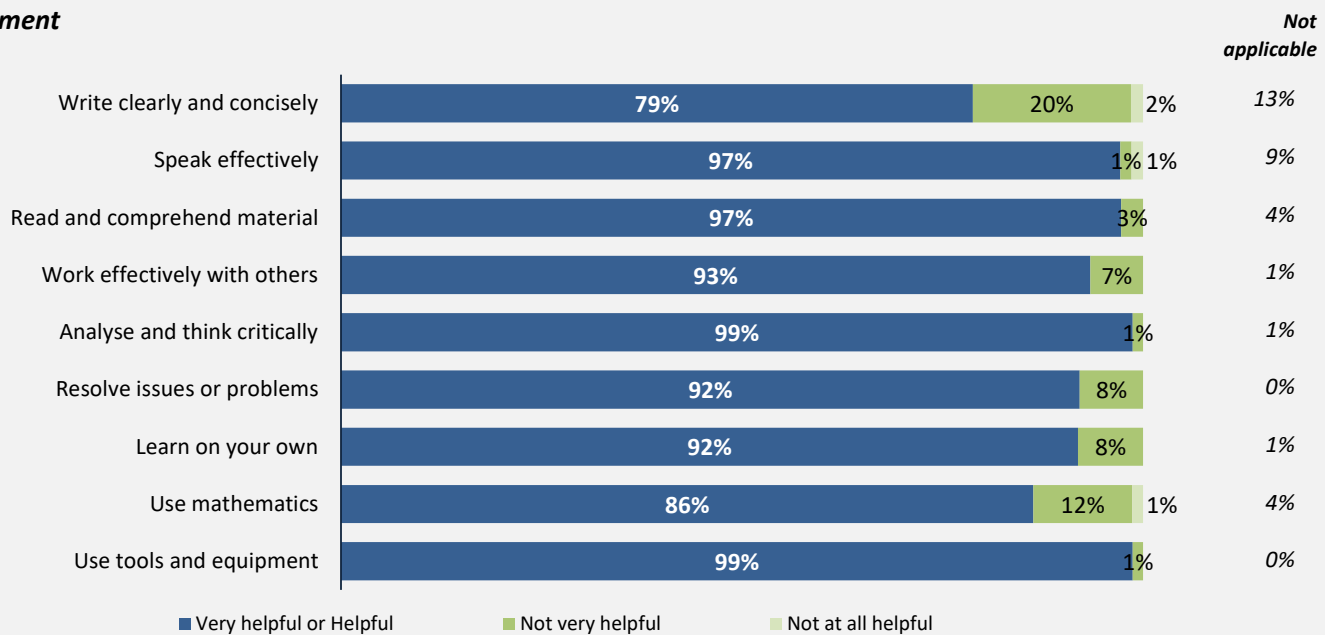
<b>Cohort</b>	<b>161</b>
<b>Respondents</b>	<b>77</b>
<b>Response Rate</b>	<b>48%</b>

## Skill Development and Post-Secondary Experience

# 95%

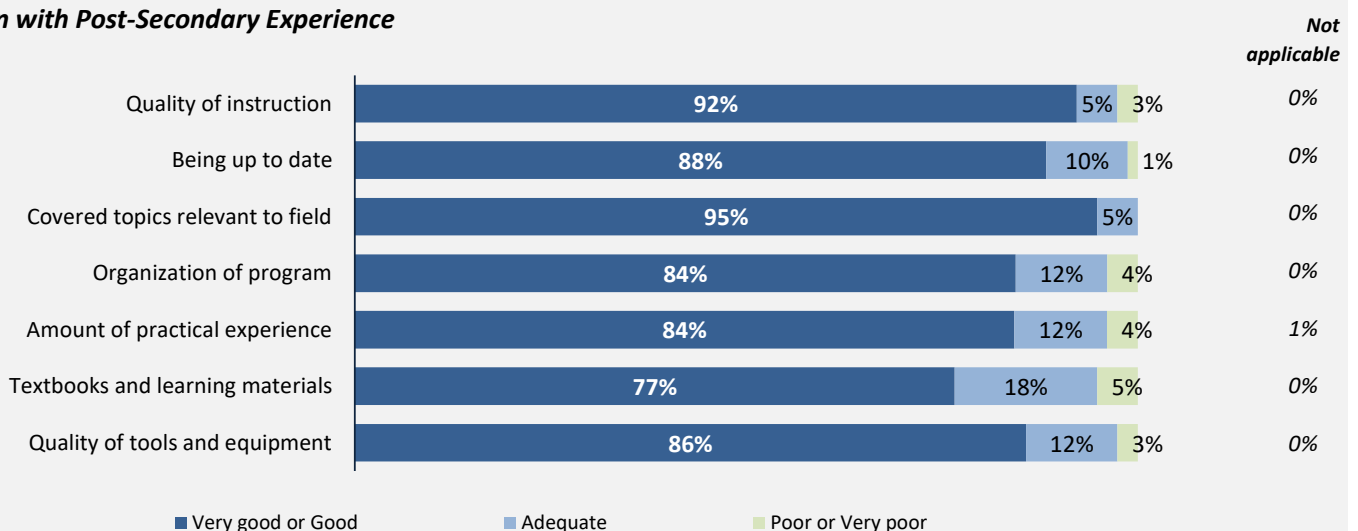
said they were very satisfied or satisfied with the education they received.

### Skill Development



Percentages are based on those who gave a valid rating, excluding those who said not applicable.

### Satisfaction with Post-Secondary Experience



Percentages are based on those who gave a valid rating, excluding those who said not applicable.

# Summary of Survey Results: 2018 to 2022

Trades Training Type:

Trades foundation, Trades-related vocational programs

**Applied filters:**

CPC: VCC: Professional Cook 1;

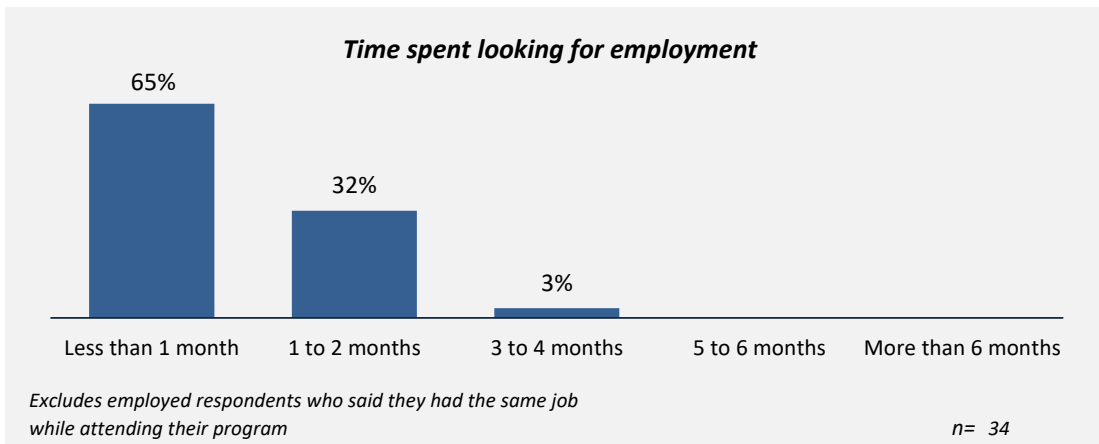
<b>Cohort</b>	<b>161</b>
<b>Respondents</b>	<b>77</b>
<b>Response Rate</b>	<b>48%</b>

## Trades foundation & Trades-related vocational programs

### Employment After Leaving School

**38%**  
had the same job before or while they were attending school

**89%**  
said their education was useful in getting their job



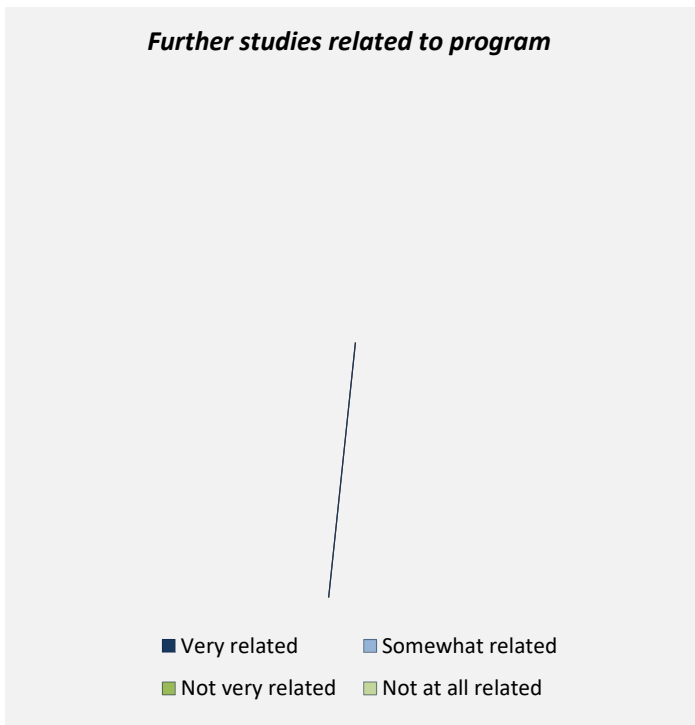
### Other Education

Trades-related vocational respondents only, results are shown for the education they took before and after their program.

—  
took further studies after completing their program  
n = -

—  
of those who had taken further studies said their program prepared them well

—  
of respondents were currently studying  
n = -



**Of those who took further studies at a different institution:**

—  
expected transfer credit  
n = -

**Of those who expected transfer credit:**

—  
received transfer credit

—  
were very satisfied or satisfied with their transfer experience

# Summary of Survey Results: 2018 to 2022

Trades Training Type:

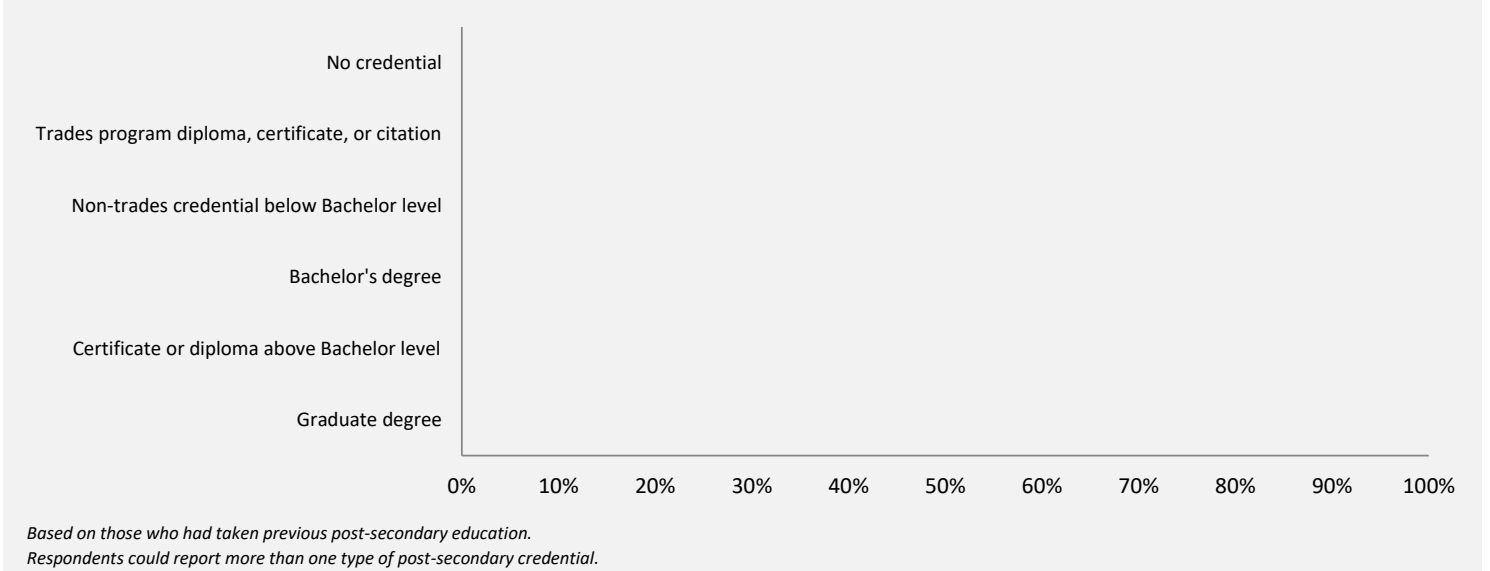
Trades foundation, Trades-related vocational programs

**Applied filters:**

CPC: VCC: Professional Cook 1;

<b>Cohort</b>	<b>161</b>
<b>Respondents</b>	<b>77</b>
<b>Response Rate</b>	<b>48%</b>

**had taken *previous* post-secondary education** n = -



**Transition to Apprenticeship** n = 74  
The following results are for Trades foundation respondents only.

**61%**  
of Trades foundation respondents tried to get employment as an apprentice after they left their program

**91%**  
of those who tried to get employment as an apprentice were successful

