

Summary of Survey Results: 2018 to 2022

Trades Training Type:

Progressive apprenticeship, Traditional apprenticeship, Trades foundation, and Trades-related vocational programs

Applied filters:

CPC: VCC: Professional Cook 1 ITA Youth;

Cohort	144
Respondents	79
Response Rate	55%

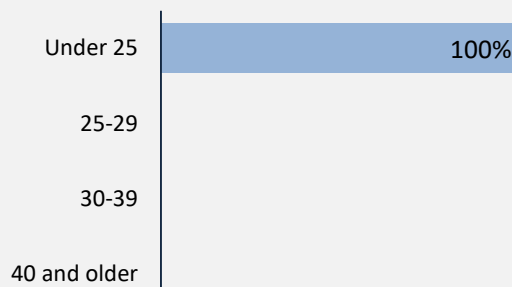
Description of Survey Respondents

Demographics

Gender



Age at the Time of the Survey



Aboriginal Identity

17%

Based on domestic students only

Median Age

19

About the Respondents

9%

relocated from their hometown to attend program


4%

*took **Adult Basic Education** courses during or prior to their trades training program*

3%

*took **English as a Second Language** courses during or prior to their trades training program*

Region respondents were living in at the time of the survey



Summary of Survey Results: 2018 to 2022

Trades Training Type:

Progressive apprenticeship, Traditional apprenticeship, Trades foundation, and Trades-related vocational programs

Applied filters:

CPC: VCC: Professional Cook 1 ITA Youth;

Cohort	144
Respondents	79
Response Rate	55%

Employment Outcomes

In the labour force

92%

Employment rate

86%

Unemployment rate

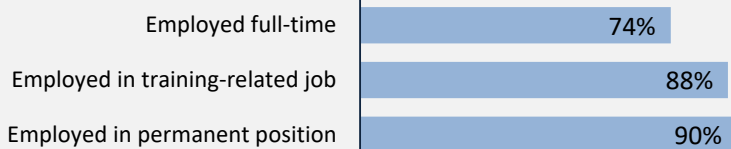
7.0%

The "Employment rate" is the number employed as a percentage of all respondents.

The "Unemployment rate" is the number of unemployed as a percentage of respondents in the labour force.

Of those employed:

n = 66



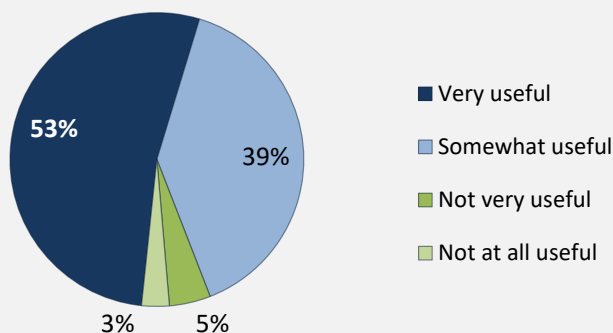
Hourly Wage
(median, main job)

\$15

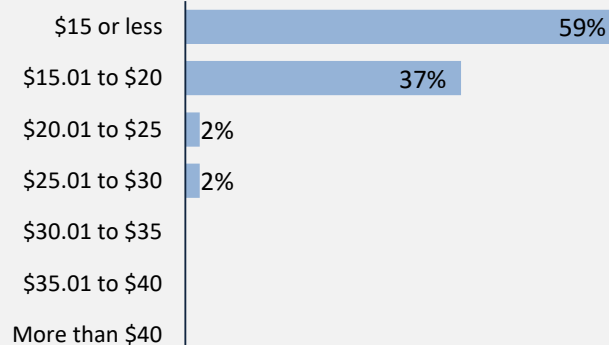
Hours Worked
(median, main job)

35

Skills and Knowledge Gained Useful in Performing Job



Hourly Wage Group (main job)



Top Occupations (4-digit NOC)

	# employed	% of those employed
6322: Cooks	43	65%
6711: Food counter attendants, kitchen helpers and related support occupations	8	12%
7611: Construction trades helpers and labourers	2	3%
6321: Chefs	2	3%
XXXX: Unclassified occupations	2	3%
6421: Retail salespersons	2	3%
2282: User support technicians	1	2%
9525: Assemblers, fabricators and inspectors, industrial electrical motors and transformers	1	2%
6311: Food service supervisors	1	2%
6513: Food and beverage servers	1	2%
Total of top occupations	63	95%
Total employed	66	

Summary of Survey Results: 2018 to 2022

Trades Training Type:

Progressive apprenticeship, Traditional apprenticeship, Trades foundation, and Trades-related vocational programs

Applied filters:

CPC: VCC: Professional Cook 1 ITA Youth;

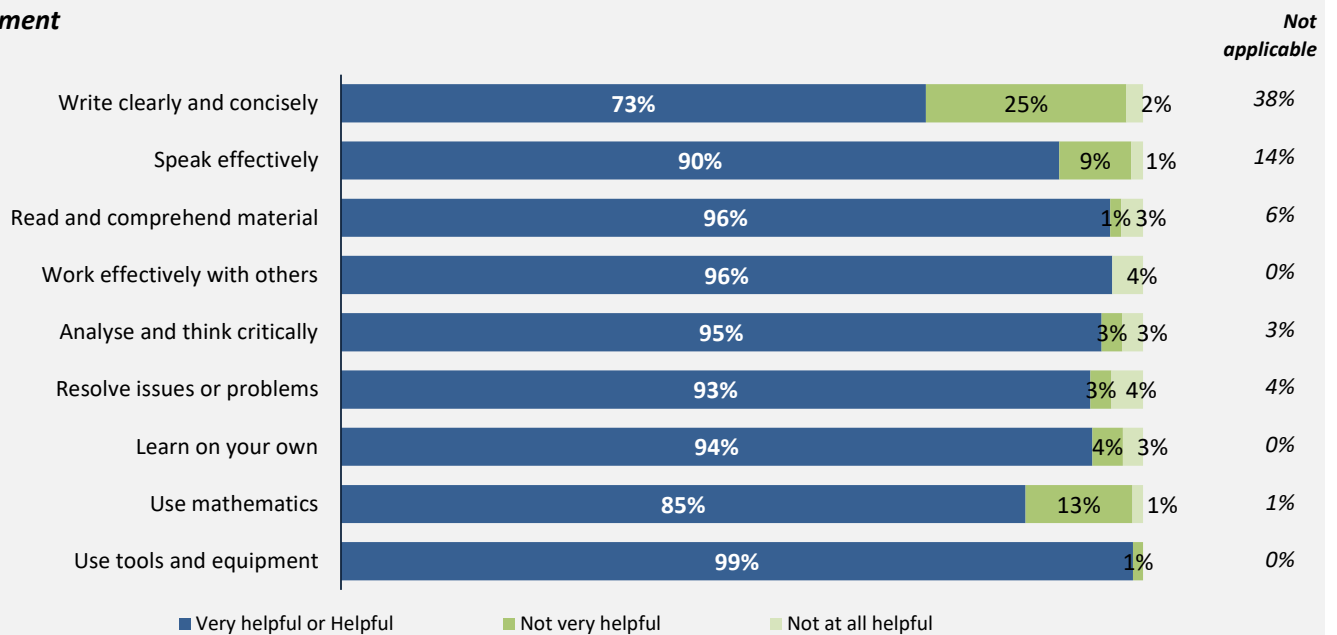
Cohort	144
Respondents	79
Response Rate	55%

Skill Development and Post-Secondary Experience

94%

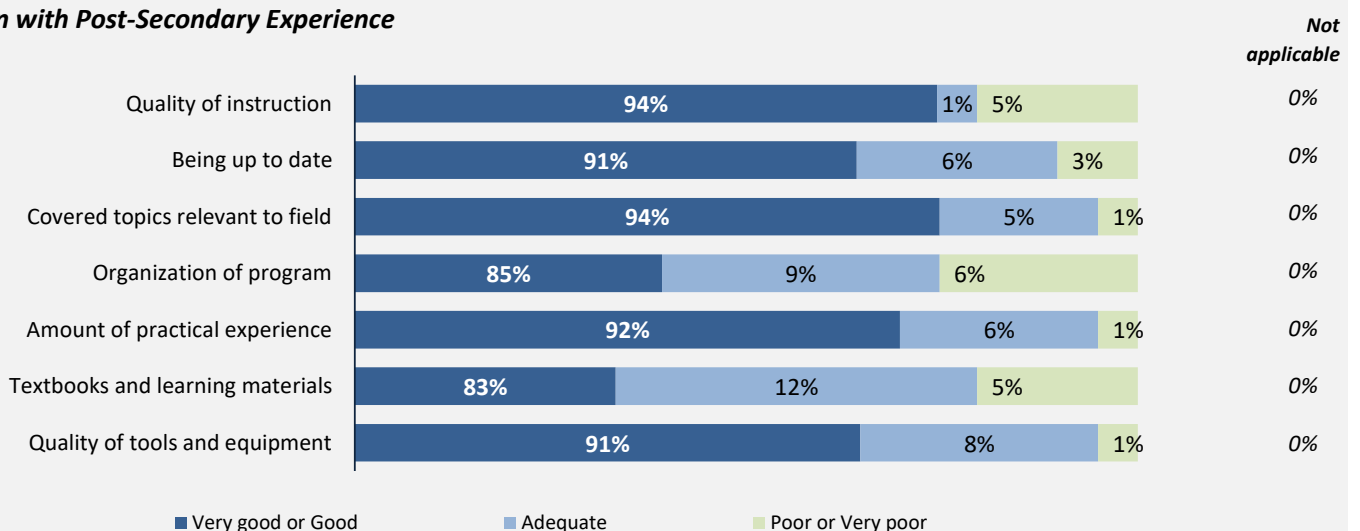
said they were very satisfied or satisfied with the education they received.

Skill Development



Percentages are based on those who gave a valid rating, excluding those who said not applicable.

Satisfaction with Post-Secondary Experience



Percentages are based on those who gave a valid rating, excluding those who said not applicable.

Summary of Survey Results: 2018 to 2022

Trades Training Type:

Trades foundation, Trades-related vocational programs

Applied filters:

CPC: VCC: Professional Cook 1 ITA Youth;

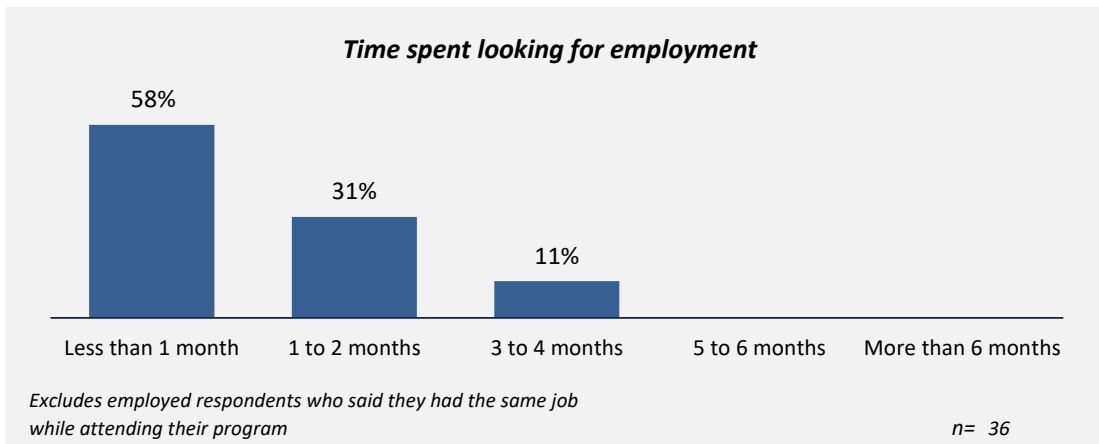
Cohort	144
Respondents	79
Response Rate	55%

Trades foundation & Trades-related vocational programs

Employment After Leaving School

41%
had the same job before or while they were attending school

87%
said their education was useful in getting their job



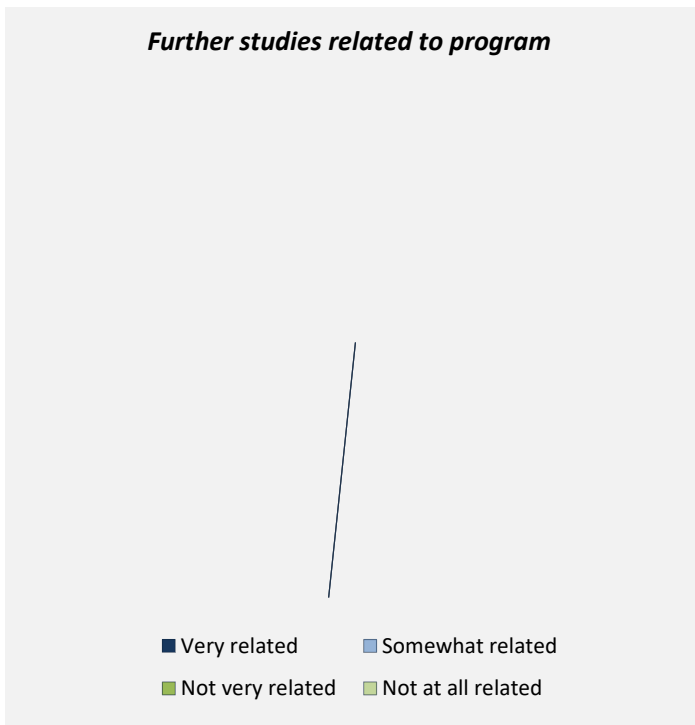
Other Education

Trades-related vocational respondents only, results are shown for the education they took before and after their program.

—
took further studies after completing their program
n = -

—
of those who had taken further studies said their program prepared them well

—
of respondents were currently studying
n = -



Of those who took further studies at a different institution:

—
expected transfer credit
n = -

Of those who expected transfer credit:

—
received transfer credit

—
were very satisfied or satisfied with their transfer experience

Summary of Survey Results: 2018 to 2022

Trades Training Type:

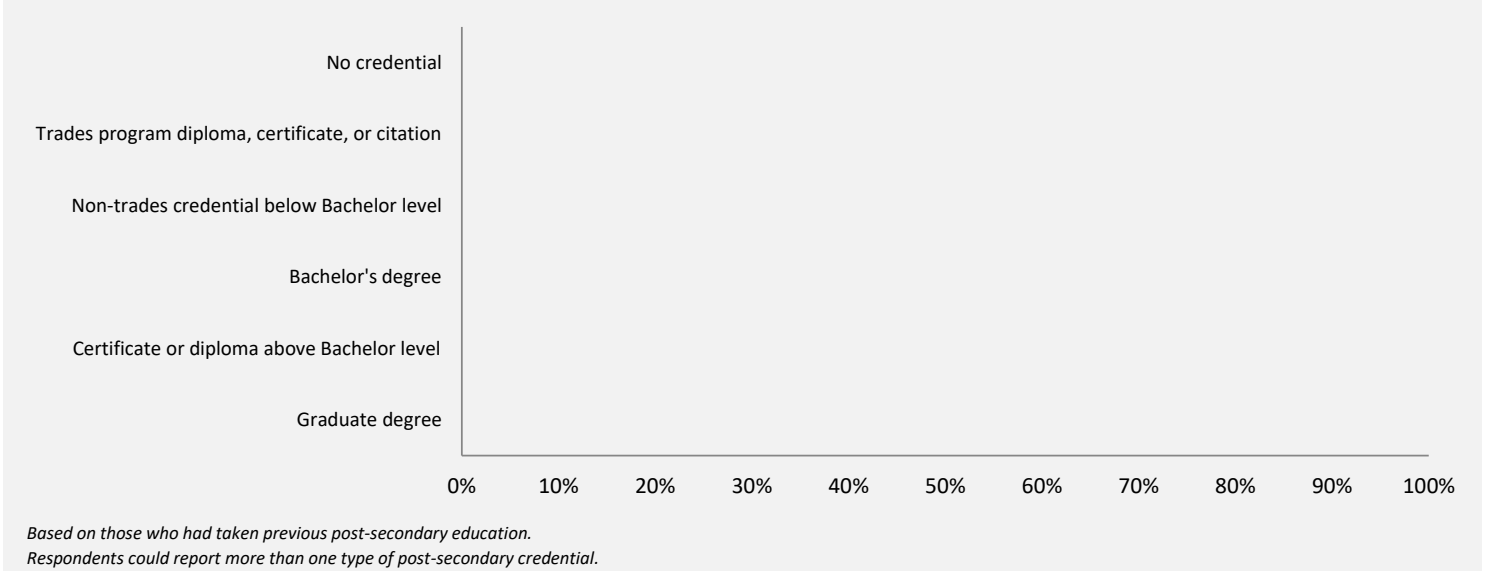
Trades foundation, Trades-related vocational programs

Applied filters:

CPC: VCC: Professional Cook 1 ITA Youth;

Cohort	144
Respondents	79
Response Rate	55%

had taken *previous* post-secondary education n = -



Transition to Apprenticeship n = 74
The following results are for Trades foundation respondents only.

66%
of Trades foundation respondents tried to get employment as an apprentice after they left their program

75%
of those who tried to get employment as an apprentice were successful

