

Summary of Survey Results: 2018 to 2022

Trades Training Type:

Progressive apprenticeship, Traditional apprenticeship, Trades foundation, and Trades-related vocational programs

Applied filters:

CPC: VCC: Professional Cook 1 Plus;

Cohort	134
Respondents	68
Response Rate	51%

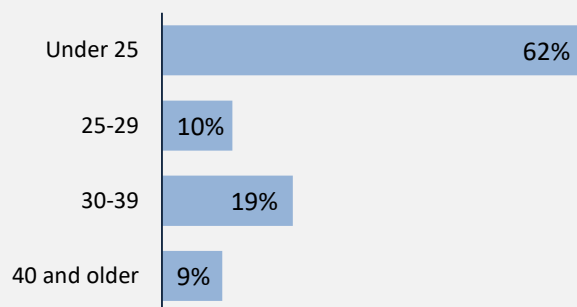
Description of Survey Respondents

Demographics

Gender



Age at the Time of the Survey



Aboriginal Identity

5%

Based on domestic students only

Median Age

22

About the Respondents

10%

relocated from their hometown to attend program


3%

*took **Adult Basic Education** courses during or prior to their trades training program*

6%

*took **English as a Second Language** courses during or prior to their trades training program*

Region respondents were living in at the time of the survey



Summary of Survey Results: 2018 to 2022

Trades Training Type:

Progressive apprenticeship, Traditional apprenticeship, Trades foundation, and Trades-related vocational programs

Applied filters:

CPC: VCC: Professional Cook 1 Plus;

Cohort	134
Respondents	68
Response Rate	51%

Employment Outcomes

In the labour force

85%

Employment rate

74%

Unemployment rate

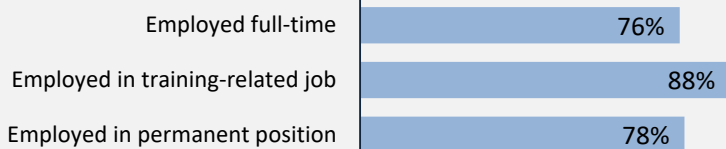
11.8%

The "Employment rate" is the number employed as a percentage of all respondents.

The "Unemployment rate" is the number of unemployed as a percentage of respondents in the labour force.

Of those employed:

n = 45



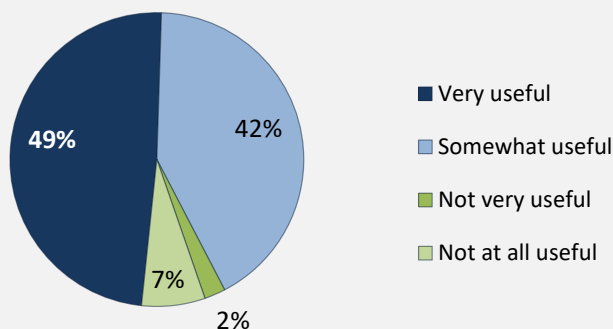
Hourly Wage
(median, main job)

\$18

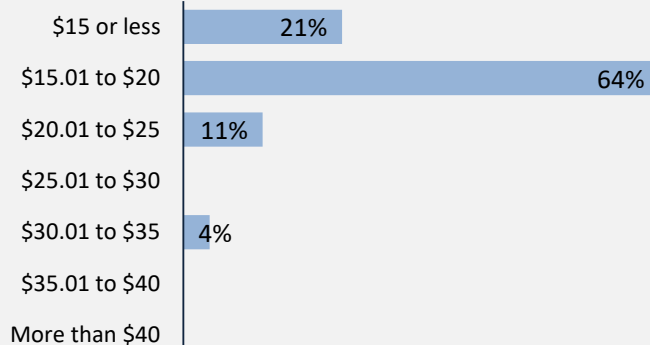
Hours Worked
(median, main job)

40

Skills and Knowledge Gained Useful in Performing Job



Hourly Wage Group (main job)



Top Occupations (4-digit NOC)

Occupation	# employed	% of those employed
6322: Cooks	23	51%
6321: Chefs	6	13%
XXXX: Unclassified occupations	6	13%
6311: Food service supervisors	2	4%
6421: Retail salespersons	1	2%
6411: Sales and account representatives - wholesale trade (non-technical)	1	2%
6611: Cashiers	1	2%
6513: Food and beverage servers	1	2%
2263: Inspectors in public and environmental health and occupational health and safety	1	2%
0631: Restaurant and food service managers	1	2%

Total of top occupations	43	96%
Total employed	45	

Summary of Survey Results: 2018 to 2022

Trades Training Type:

Progressive apprenticeship, Traditional apprenticeship, Trades foundation, and Trades-related vocational programs

Applied filters:

CPC: VCC: Professional Cook 1 Plus;

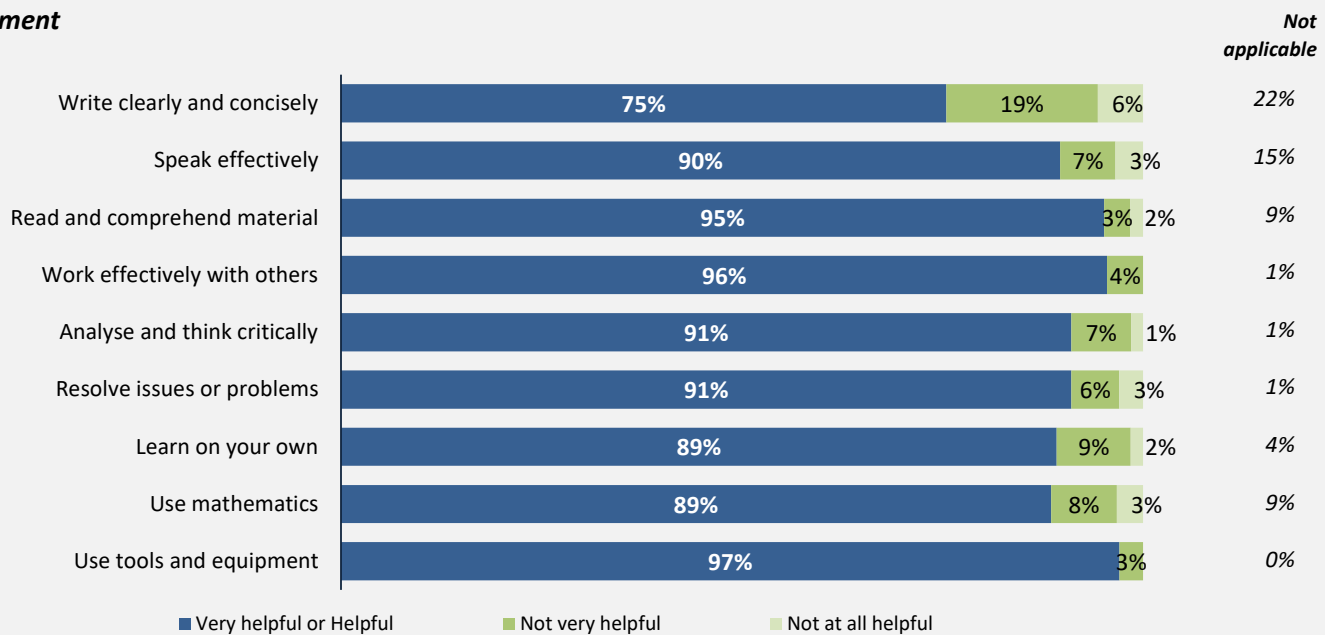
Cohort	134
Respondents	68
Response Rate	51%

Skill Development and Post-Secondary Experience

91%

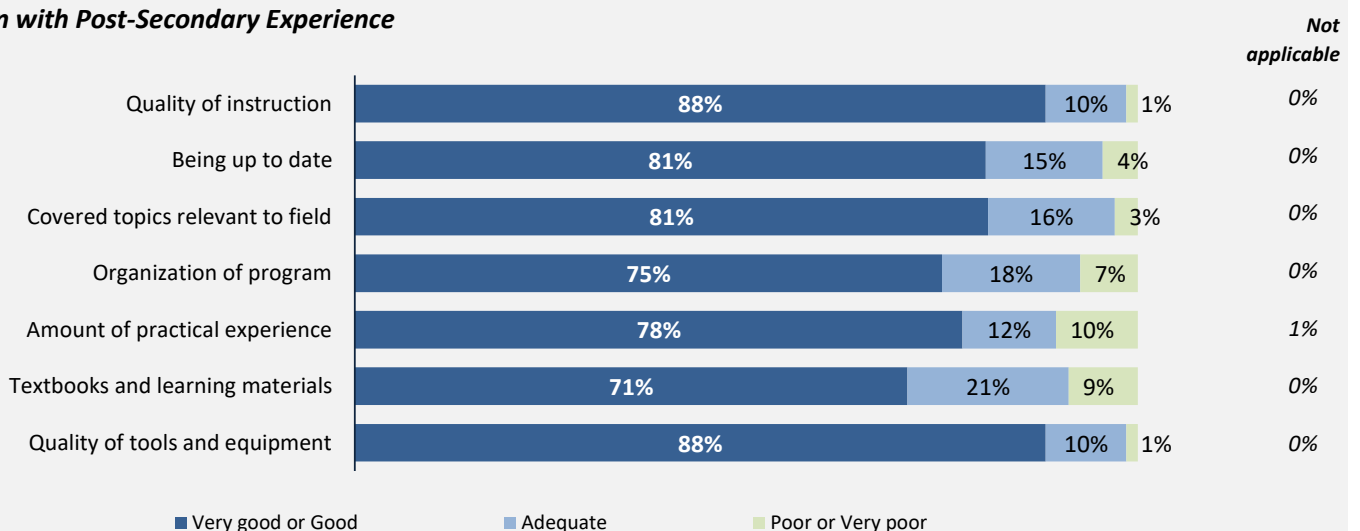
said they were very satisfied or satisfied with the education they received.

Skill Development



Percentages are based on those who gave a valid rating, excluding those who said not applicable.

Satisfaction with Post-Secondary Experience



Percentages are based on those who gave a valid rating, excluding those who said not applicable.

Summary of Survey Results: 2018 to 2022

Trades Training Type:

Trades foundation, Trades-related vocational programs

Applied filters:

CPC: VCC: Professional Cook 1 Plus;

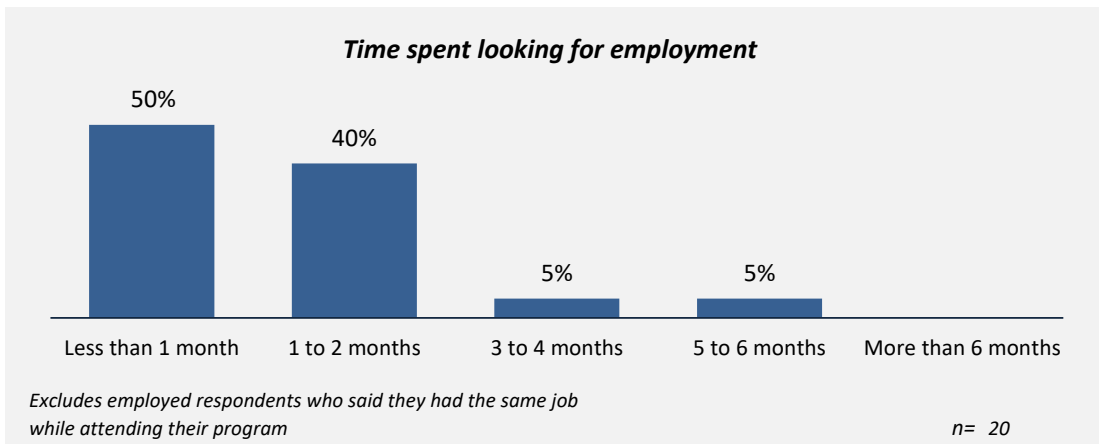
Cohort	134
Respondents	68
Response Rate	51%

Trades foundation & Trades-related vocational programs

Employment After Leaving School

49%
had the same job before or while they were attending school

100%
said their education was useful in getting their job



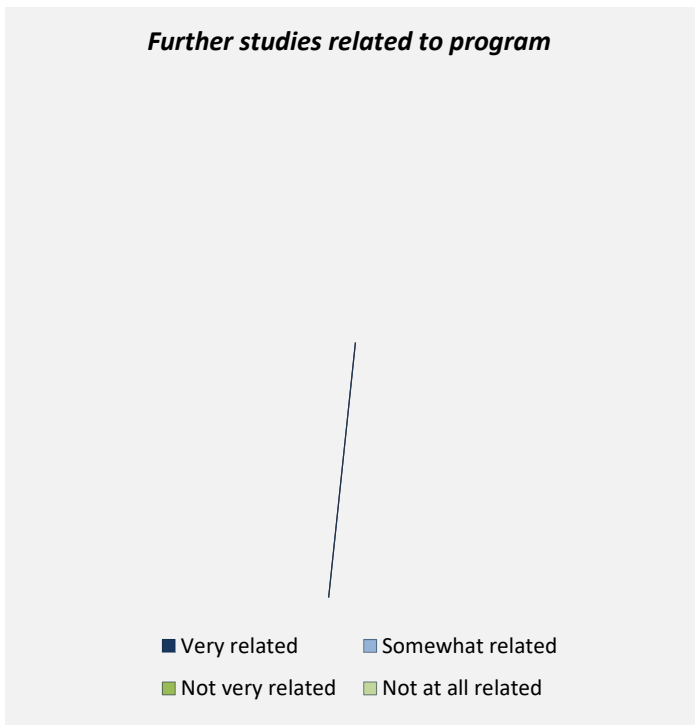
Other Education

Trades-related vocational respondents only, results are shown for the education they took before and after their program.

—
took further studies after completing their program
n = -

—
of those who had taken further studies said their program prepared them well

—
of respondents were currently studying
n = -



Of those who took further studies at a different institution:

—
expected transfer credit
n = -

Of those who expected transfer credit:

—
received transfer credit

—
were very satisfied or satisfied with their transfer experience

Summary of Survey Results: 2018 to 2022

Trades Training Type:

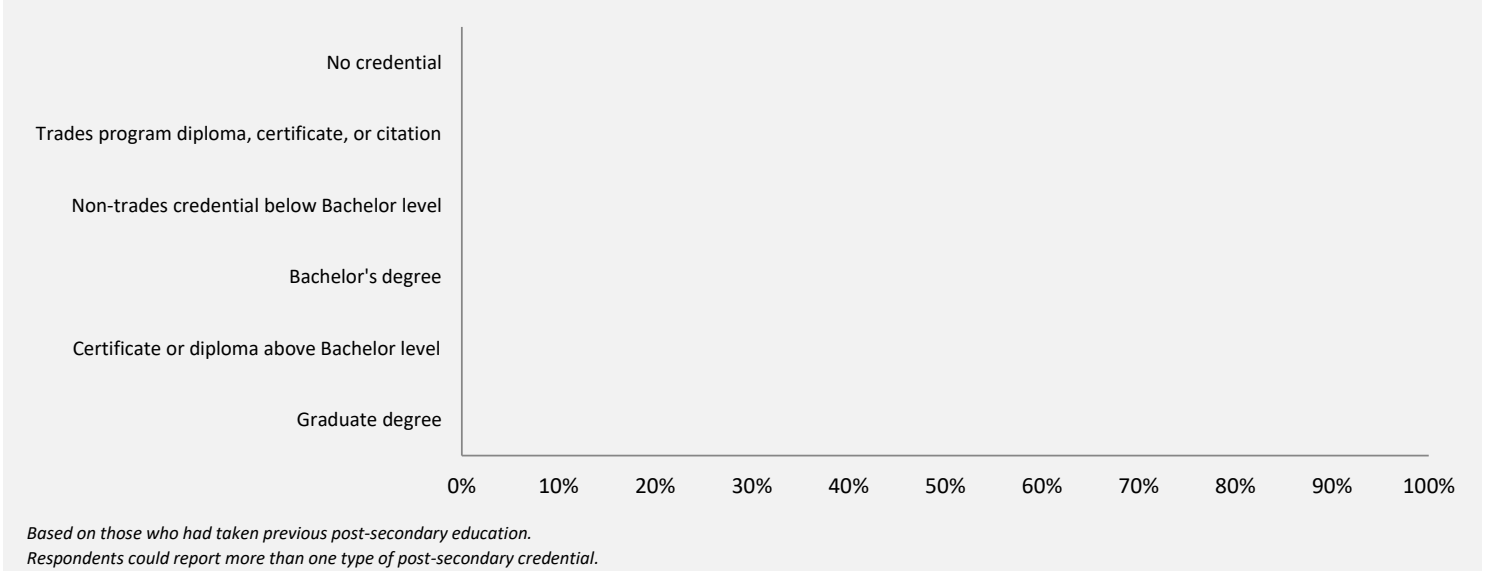
Trades foundation, Trades-related vocational programs

Applied filters:

CPC: VCC: Professional Cook 1 Plus;

Cohort	134
Respondents	68
Response Rate	51%

had taken *previous* post-secondary education n = -



Transition to Apprenticeship n = 60
The following results are for Trades foundation respondents only.

65%
of Trades foundation respondents tried to get employment as an apprentice after they left their program

74%
of those who tried to get employment as an apprentice were successful

