

Applied filters:


CPC: VCC: Addiction Counselling Skills;

Cohort	59
Respondents	32
Response Rate	54%

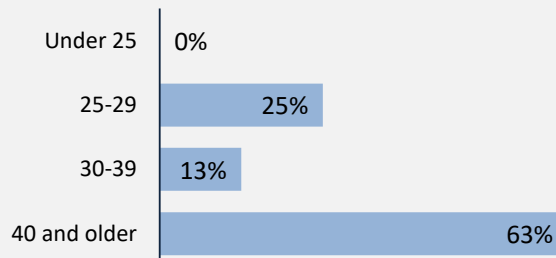
Description of Survey Respondents

Demographics

Gender



Age at the Time of the Survey



Aboriginal Identity

19%

Based on domestic students only.

Median Age

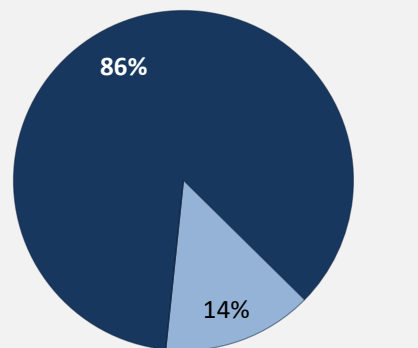
46

Further Education

22%

took further studies after graduating from their program
n = 7

Further Studies Related to Program



Very related Somewhat related
 Not very related Not at all related

Of those who took further studies at a different institution:

50%

expected transfer credit
n = 3

Of those who expected transfer credit:

50%

Received transfer credit

33%

were very satisfied or satisfied with their transfer experience

86%

of those who had taken further studies said their program prepared them well

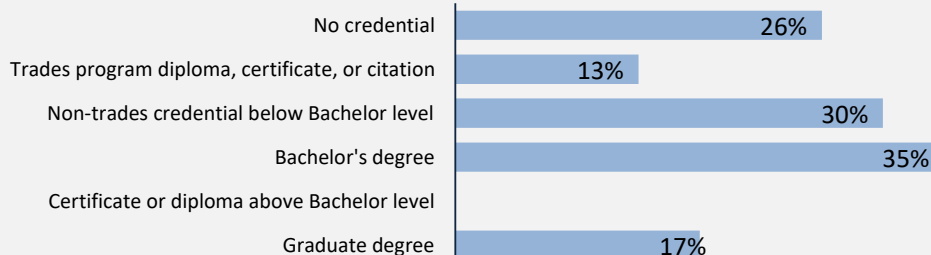
16%

of respondents were currently studying

Past Education

78% of respondents had taken previous post-secondary education
n = 25

Respondents were asked if they took ABE or ESL courses during or prior to their studies



Credentials are based on those who had taken previous post-secondary education. Respondents could report more than one type of post-secondary credential.

Adult Basic Education

14%

English as a Second Language

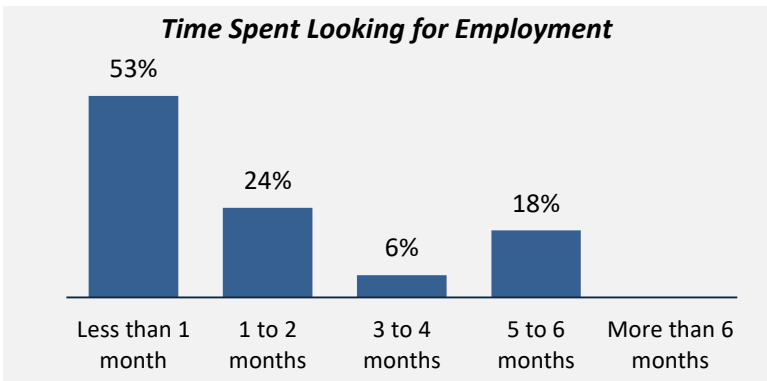
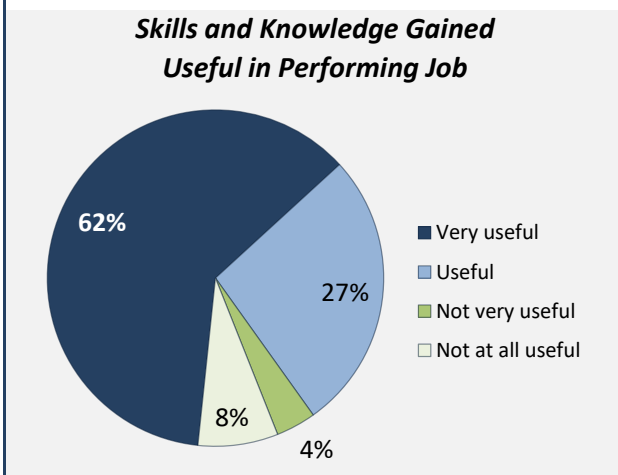
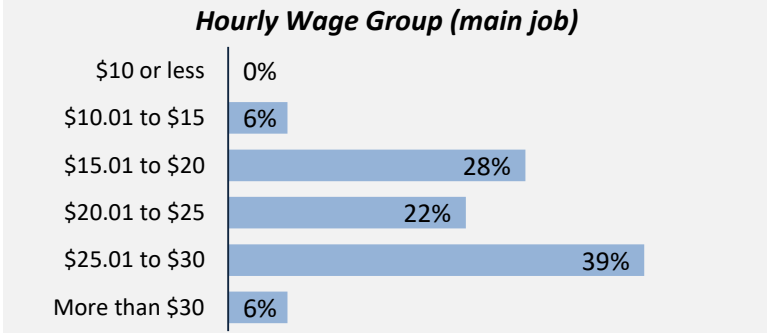
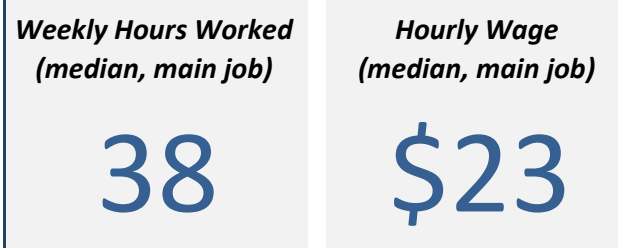
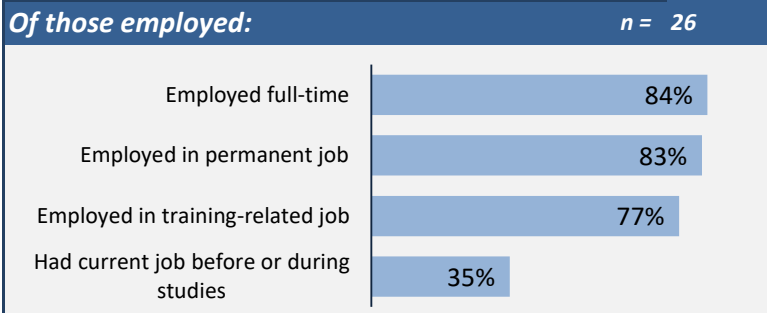
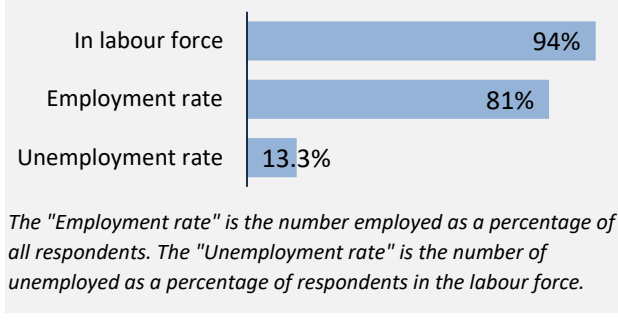
3%

Applied filters:

CPC: VCC: Addiction Counselling Skills;

Cohort	59
Respondents	32
Response Rate	54%

Employment Outcomes



Top Occupations (4-digit NOC)

	# Employed	% of those employed
4212: Social and community service workers	12	46%
4153: Family, marriage and other related counsellors	7	27%
6551: Customer services representatives - financial institutions	1	4%
5211: Library and public archive technicians	1	4%
4164: Social policy researchers, consultants and program officers	1	4%
7512: Bus drivers, subway operators and other transit operators	1	4%
XXXX: Unclassified occupations	1	4%
1243: Medical administrative assistants	1	4%
5136: Painters, sculptors and other visual artists	1	4%
Total of top occupations	26	100%
Total employed	26	

Applied filters:

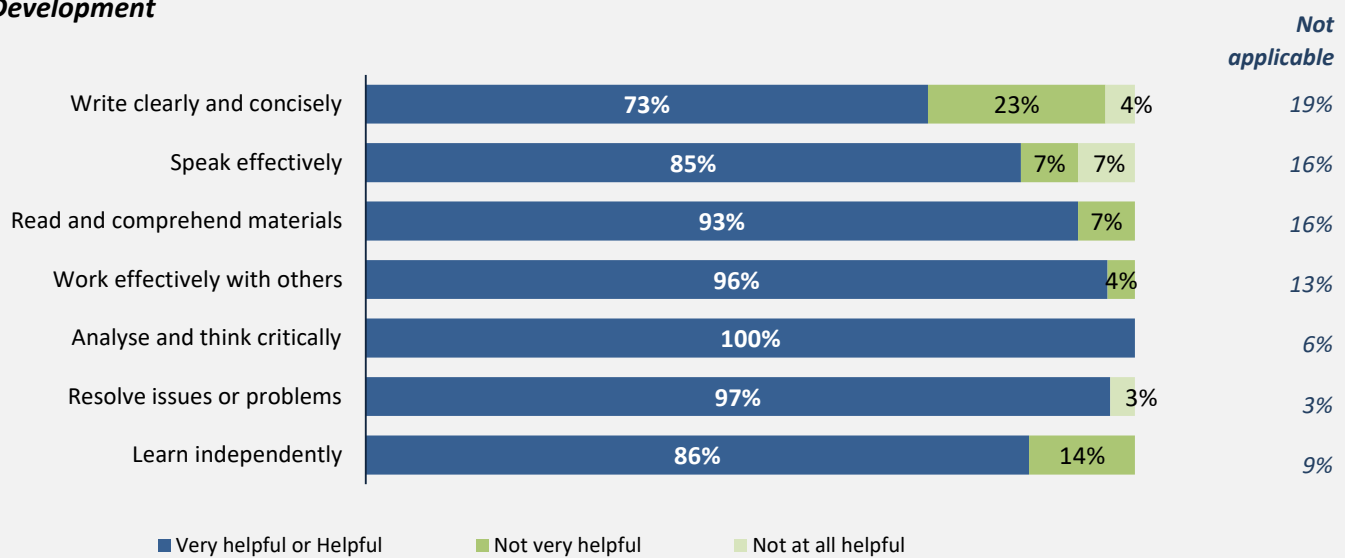
CPC: VCC: Addiction Counselling Skills;

Cohort	59
Respondents	32
Response Rate	54%

Skill Development and Post-Secondary Experience

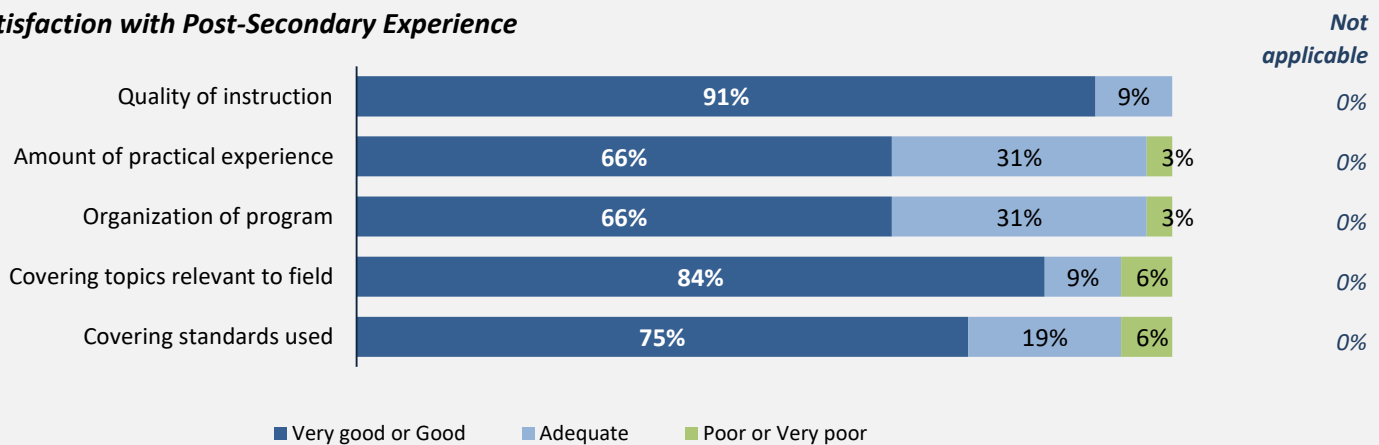
97% said they were very satisfied or satisfied with the education they received.

Skill Development



Percentages are based on those who gave a valid rating, excluding those who said Not applicable.

Satisfaction with Post-Secondary Experience



Percentages are based on those who gave a valid rating, excluding those who said Not applicable.