

**Applied filters:**

CPC: VCC: Administrative Assistant;

<b>Cohort</b>	<b>273</b>
<b>Respondents</b>	<b>147</b>
<b>Response Rate</b>	<b>54%</b>


## Description of Survey Respondents

### Demographics

#### Gender



#### Age at the Time of the Survey



#### Aboriginal Identity

**3%**

*Based on domestic students only.*

#### Median Age

**29**

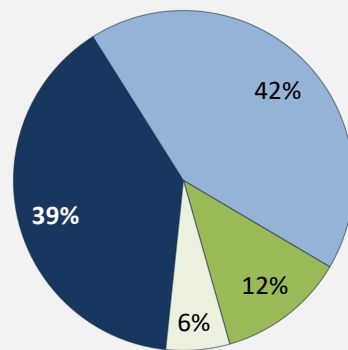
### Further Education

**23%**

*took further studies after graduating from their program*

*n = 33*

#### Further Studies Related to Program



Very related      Somewhat related  
 Not very related      Not at all related

#### Of those who took further studies at a different institution:

**25%**

*expected transfer credit*  
*n = 3*

#### Of those who expected transfer credit:

**0%**

*Received transfer credit*

**90%**

*of those who had taken further studies said their program prepared them well*

**11%**

*of respondents were currently studying*

**33%**

*were very satisfied or satisfied with their transfer experience*

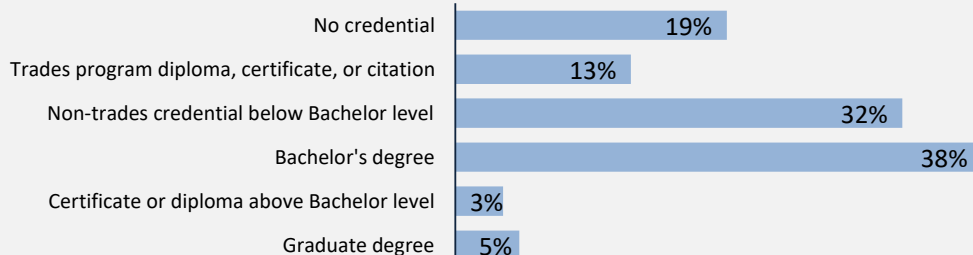
### Past Education

**62%**

*of respondents had taken previous post-secondary education*

*n = 91*

Respondents were asked if they took ABE or ESL courses during or prior to their studies



*Credentials are based on those who had taken previous post-secondary education. Respondents could report more than one type of post-secondary credential.*

#### Adult Basic Education

**10%**

#### English as a Second Language

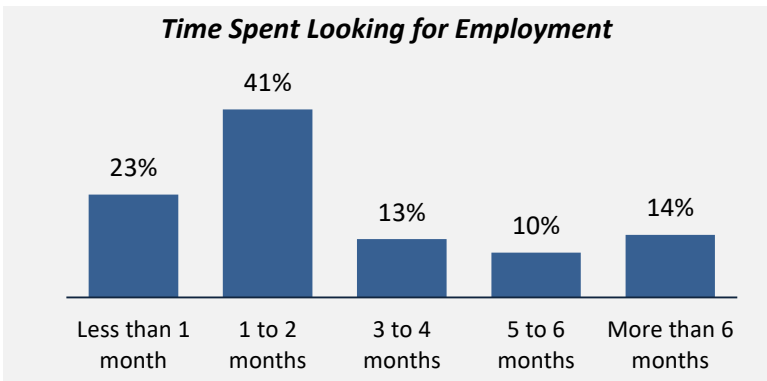
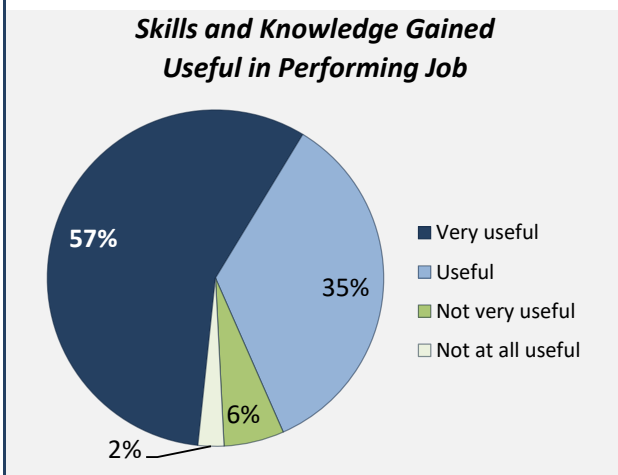
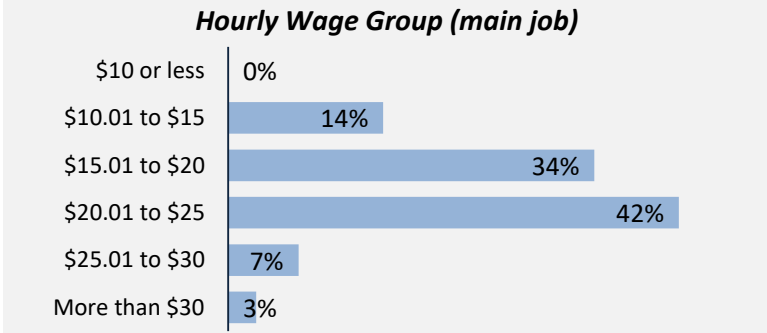
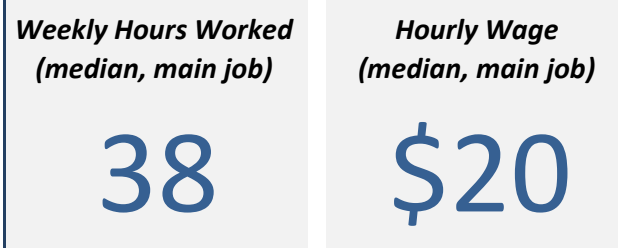
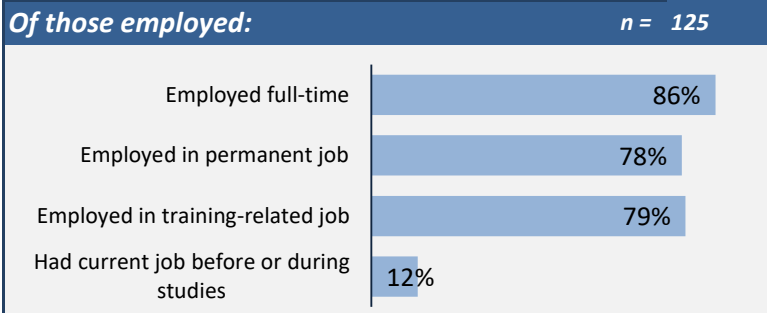
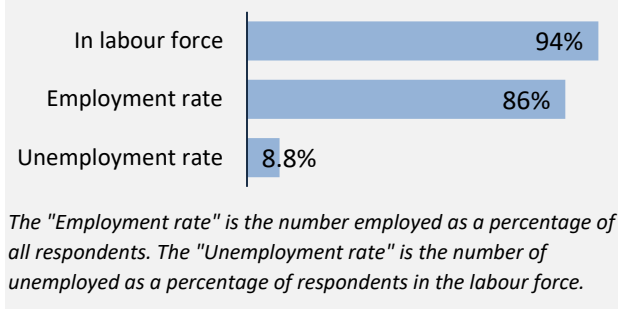
**13%**

**Applied filters:**

CPC: VCC: Administrative Assistant;

**Cohort** 273  
**Respondents** 147  
**Response Rate** 54%

## Employment Outcomes



### Top Occupations (4-digit NOC)

	# Employed	% of those employed
1241: Administrative assistants	40	32%
1414: Receptionists	11	9%
1411: General office support workers	10	8%
1242: Legal administrative assistants	9	7%
XXXX: Unclassified occupations	6	5%
1221: Administrative officers	4	3%
6421: Retail salespersons	4	3%
1243: Medical administrative assistants	4	3%
1431: Accounting and related clerks	4	3%
6311: Food service supervisors	3	2%
<b>Total of top occupations</b>	<b>95</b>	<b>76%</b>
<b>Total employed</b>	<b>125</b>	

**Applied filters:**

CPC: VCC: Administrative Assistant;

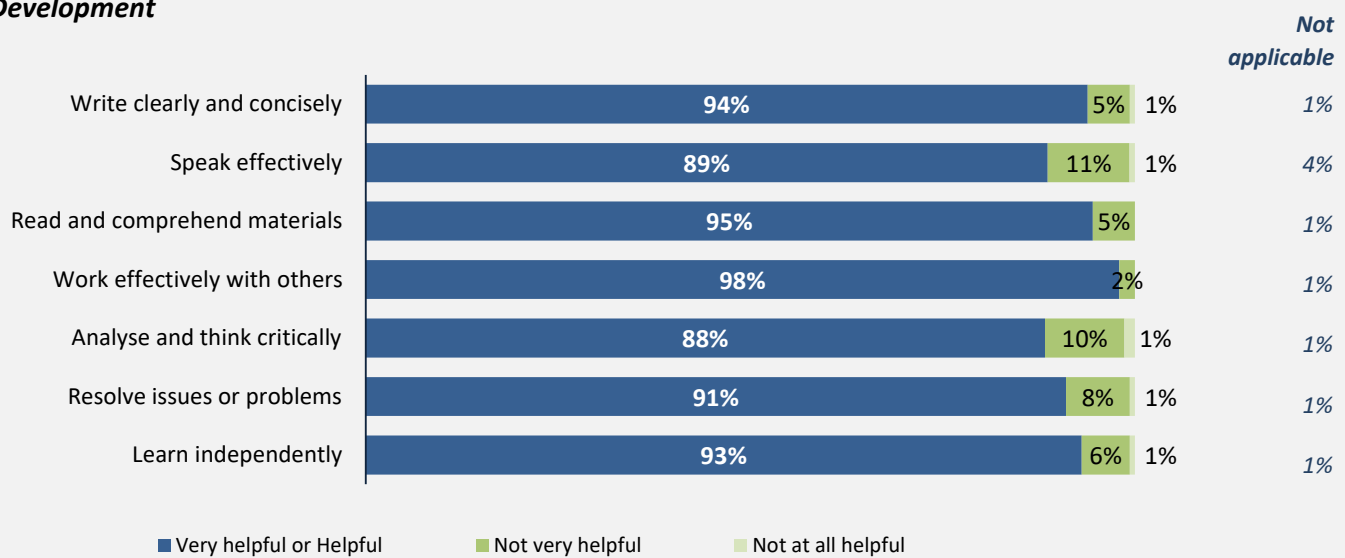
<b>Cohort</b>	<b>273</b>
<b>Respondents</b>	<b>147</b>
<b>Response Rate</b>	<b>54%</b>

## Skill Development and Post-Secondary Experience

**97%**

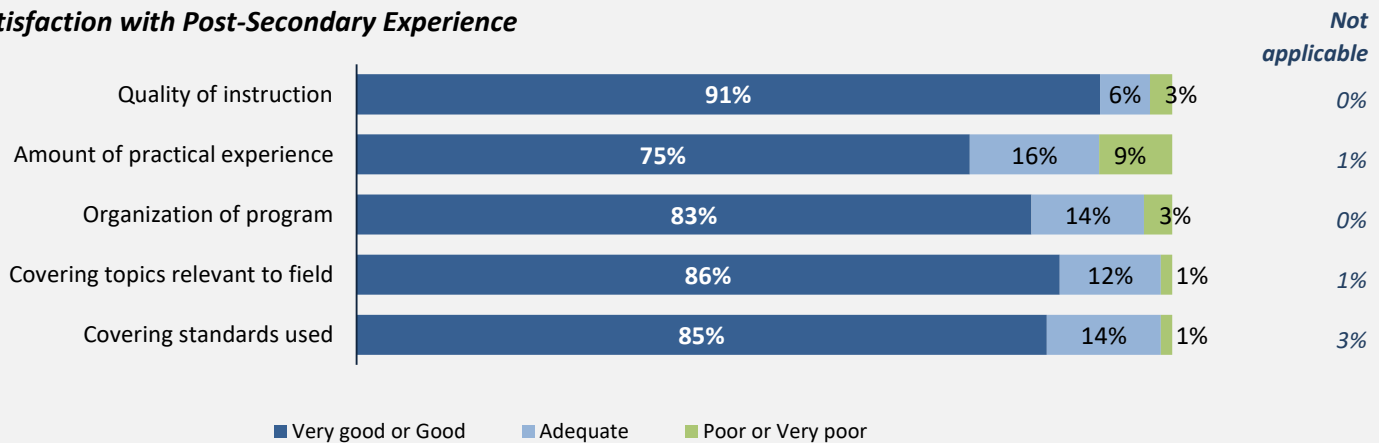
said they were very satisfied or satisfied with the education they received.

### Skill Development



Percentages are based on those who gave a valid rating, excluding those who said Not applicable.

### Satisfaction with Post-Secondary Experience



Percentages are based on those who gave a valid rating, excluding those who said Not applicable.