

**Applied filters:**

CPC: VCC: Administrative Professional 1;

<b>Cohort</b>	<b>31</b>
<b>Respondents</b>	<b>15</b>
<b>Response Rate</b>	<b>48%</b>

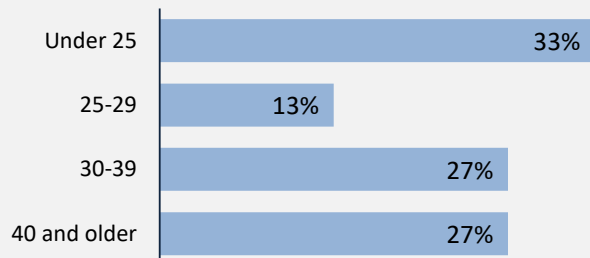
## Description of Survey Respondents

### Demographics

#### Gender



#### Age at the Time of the Survey



#### Aboriginal Identity

**7%**

*Based on domestic students only.*

#### Median Age

**31**

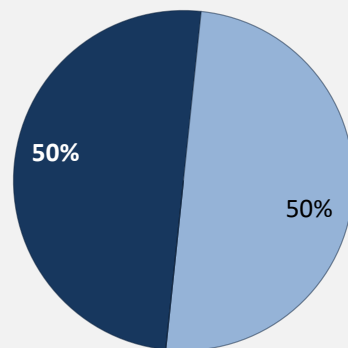
### Further Education

**27%**

took further studies after graduating from their program

*n = 4*

#### Further Studies Related to Program



Very related      Somewhat related  
 Not very related      Not at all related

#### Of those who took further studies at a different institution:

**33%**

expected transfer credit  
*n = 1*

#### Of those who expected transfer credit:

**100%**

Received transfer credit

**100%**

were very satisfied or satisfied with their transfer experience

**100%**

of those who had taken further studies said their program prepared them well

**20%**

of respondents were currently studying

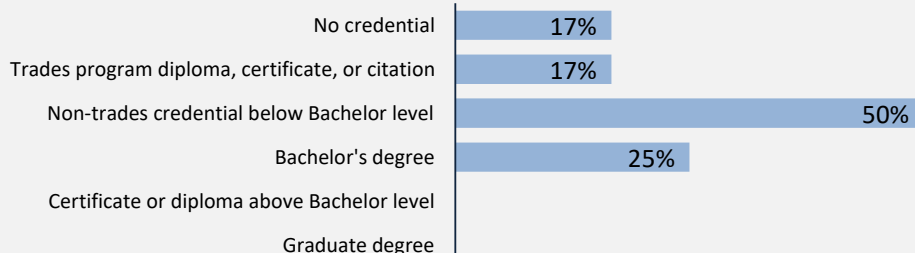
### Past Education

**80%**

of respondents had taken previous post-secondary education

*n = 12*

Respondents were asked if they took ABE or ESL courses during or prior to their studies



*Credentials are based on those who had taken previous post-secondary education. Respondents could report more than one type of post-secondary credential.*

#### Adult Basic Education

**13%**

#### English as a Second Language

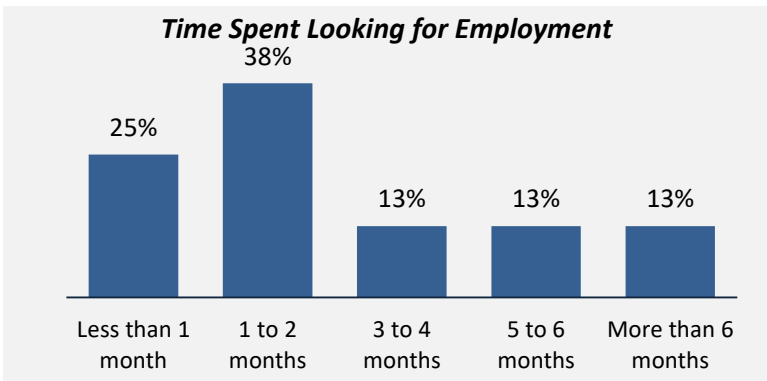
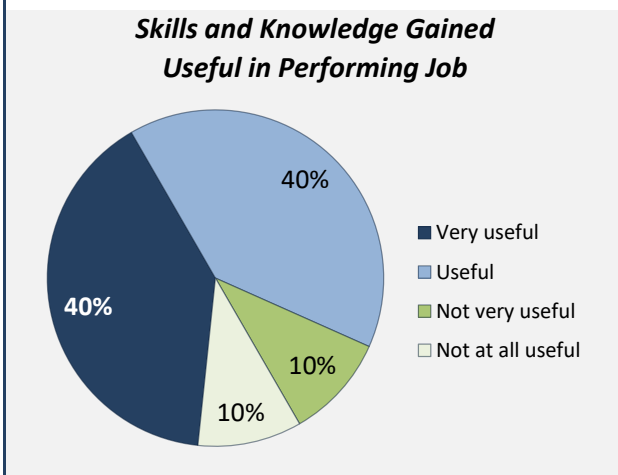
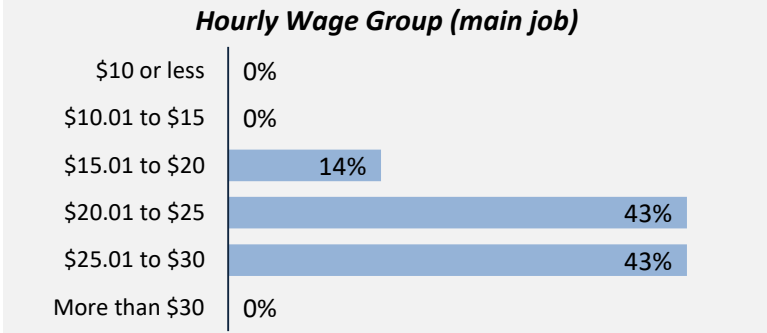
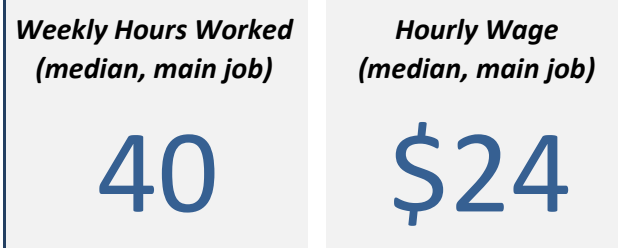
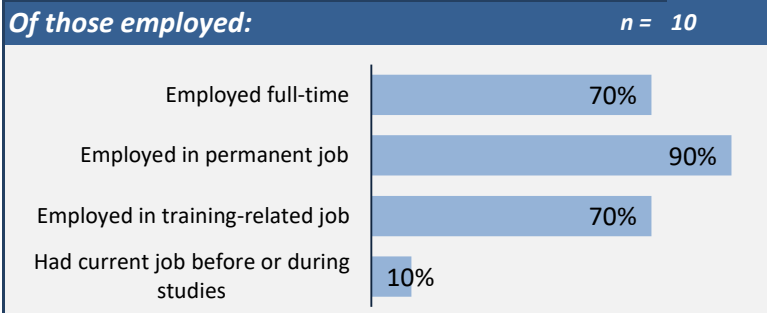
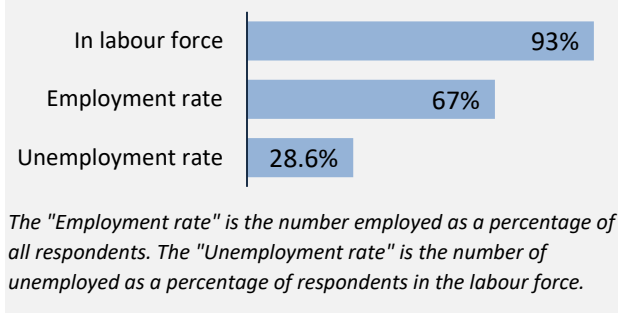
**7%**

**Applied filters:**

CPC: VCC: Administrative Professional 1;

<b>Cohort</b>	<b>31</b>
<b>Respondents</b>	<b>15</b>
<b>Response Rate</b>	<b>48%</b>

### Employment Outcomes



### Top Occupations (4-digit NOC)

	# Employed	% of those employed
1414: Receptionists	2	20%
6315: Cleaning supervisors	1	10%
0631: Restaurant and food service managers	1	10%
1122: Professional occupations in business management consulting	1	10%
4012: Post-secondary teaching and research assistants	1	10%
1123: Professional occupations in advertising, marketing and public relations	1	10%
9461: Process control and machine operators, food and beverage processing	1	10%
1241: Administrative assistants	1	10%
1243: Medical administrative assistants	1	10%
<b>Total of top occupations</b>	<b>10</b>	<b>100%</b>
<b>Total employed</b>	<b>10</b>	

**Applied filters:**

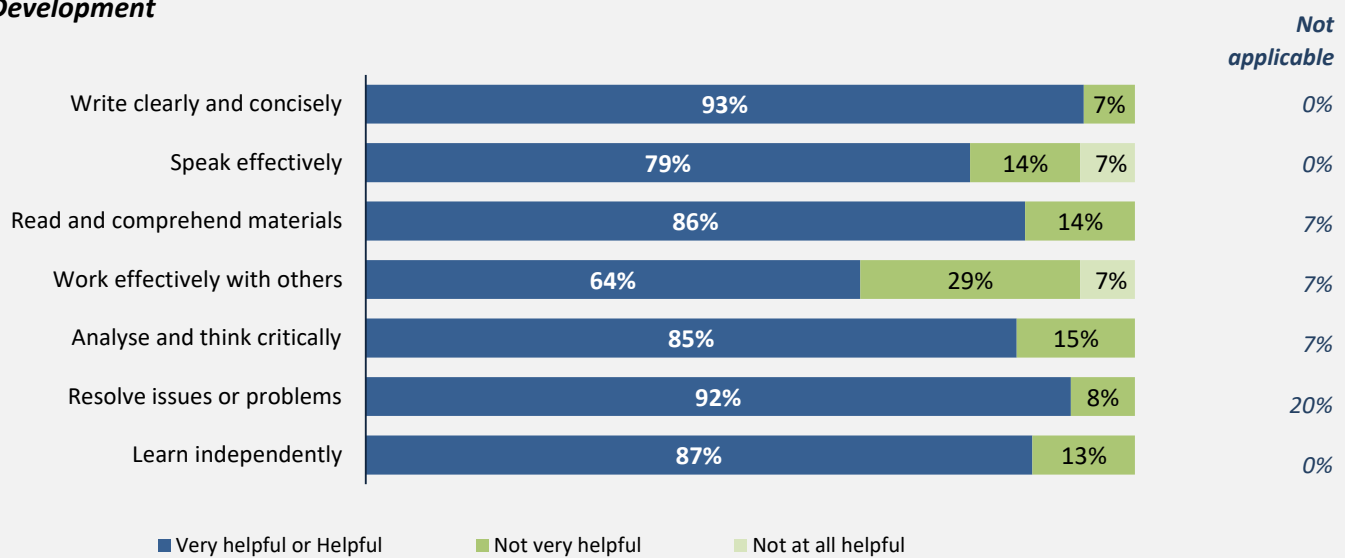
CPC: VCC: Administrative Professional 1;

<b>Cohort</b>	<b>31</b>
<b>Respondents</b>	<b>15</b>
<b>Response Rate</b>	<b>48%</b>

## Skill Development and Post-Secondary Experience

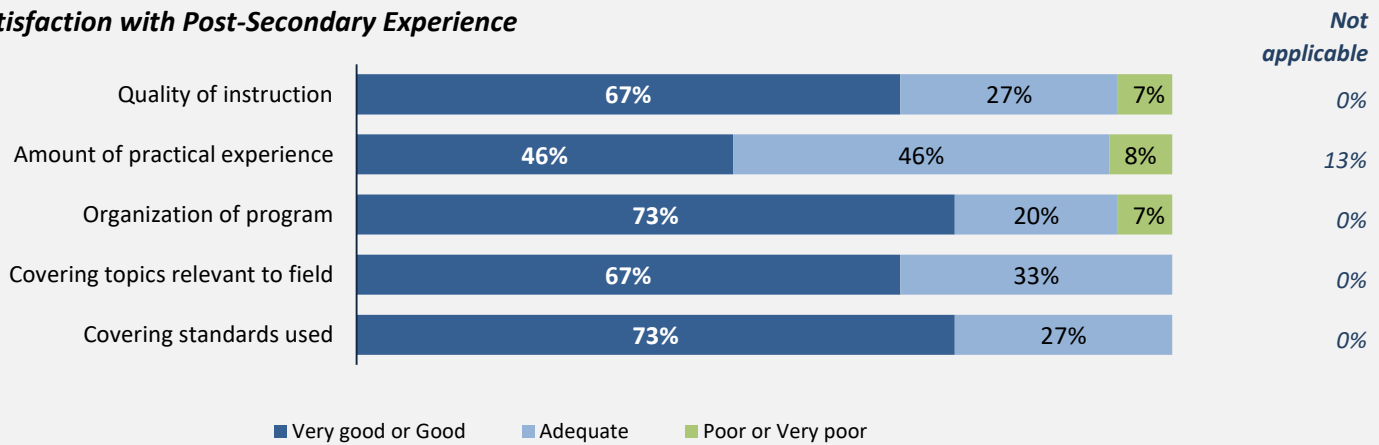
**87%** said they were very satisfied or satisfied with the education they received.

### Skill Development



Percentages are based on those who gave a valid rating, excluding those who said Not applicable.

### Satisfaction with Post-Secondary Experience



Percentages are based on those who gave a valid rating, excluding those who said Not applicable.