

Summary of Survey Results: 2018 to 2022

Trades Training Type:

Progressive apprenticeship, Traditional apprenticeship, Trades foundation, and Trades-related vocational programs

Applied filters:

CPC: VCC: Auto Tech Apprentice;

| | |
|----------------------|------------|
| Cohort | 85 |
| Respondents | 46 |
| Response Rate | 54% |

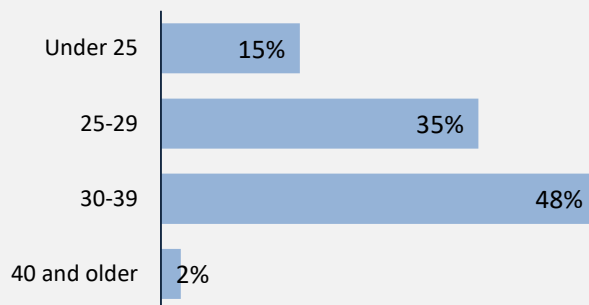
Description of Survey Respondents

Demographics

Gender



Age at the Time of the Survey



Aboriginal Identity

0%

Based on domestic students only

Median Age

30

About the Respondents

13%

relocated from their hometown to attend program

2%

*took **Adult Basic Education** courses during or prior to their trades training program*

0%

*took **English as a Second Language** courses during or prior to their trades training program*

Region respondents were living in at the time of the survey



Summary of Survey Results: 2018 to 2022

Trades Training Type:

Progressive apprenticeship, Traditional apprenticeship, Trades foundation, and Trades-related vocational programs

Applied filters:

CPC: VCC: Auto Tech Apprentice;

| | |
|---------------|-----|
| Cohort | 85 |
| Respondents | 46 |
| Response Rate | 54% |

Employment Outcomes

In the labour force

100%

Employment rate

100%

Unemployment rate


0.0%

The "Employment rate" is the number employed as a percentage of all respondents.

The "Unemployment rate" is the number of unemployed as a percentage of respondents in the labour force.

Of those employed:

n = 46



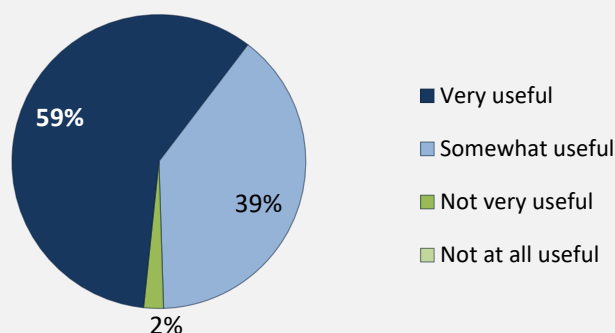
Hourly Wage
(median, main job)

\$34

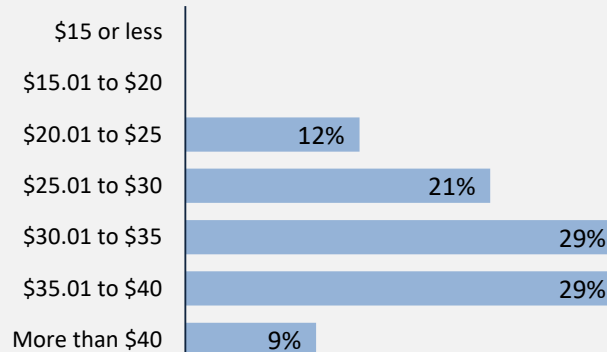
Hours Worked
(median, main job)

40

Skills and Knowledge Gained Useful in Performing Job



Hourly Wage Group (main job)



Top Occupations (4-digit NOC)

| | # employed | % of those employed |
|---|------------|---------------------|
| 7321: Automotive service technicians, truck and bus mechanics and mechanical repairers | 37 | 80% |
| 7312: Heavy-duty equipment mechanics | 2 | 4% |
| 7205: Contractors and supervisors, other construction trades, installers, repairers and servicers | 1 | 2% |
| 7535: Other automotive mechanical installers and servicers | 1 | 2% |
| 1522: Storekeepers and partpersons | 1 | 2% |
| 7301: Contractors and supervisors, mechanic trades | 1 | 2% |
| 9614: Labourers in wood, pulp and paper processing | 1 | 2% |
| 0621: Retail and wholesale trade managers | 1 | 2% |
| 7314: Railway carmen/women | 1 | 2% |

Total of top occupations 46 100%

Total employed 46 Page 2 of 4

Summary of Survey Results: 2018 to 2022

Trades Training Type:

Progressive apprenticeship, Traditional apprenticeship, Trades foundation, and Trades-related vocational programs

Applied filters:

CPC: VCC: Auto Tech Apprentice;

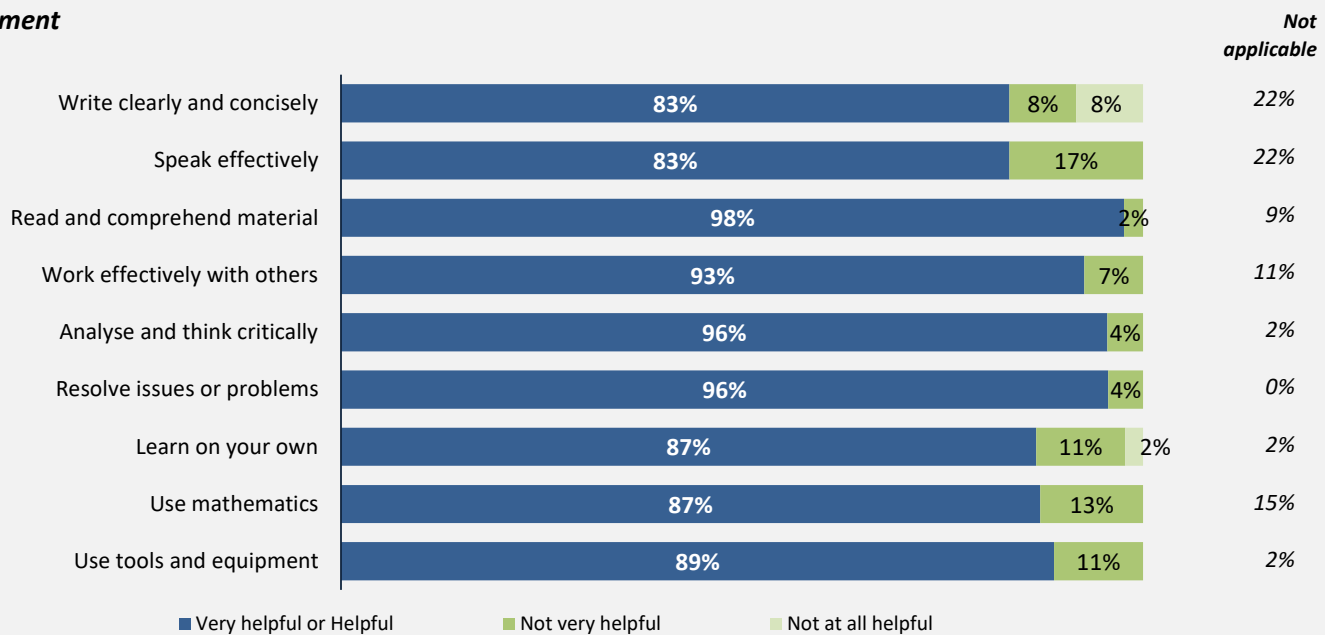
| | |
|----------------------|------------|
| Cohort | 85 |
| Respondents | 46 |
| Response Rate | 54% |

Skill Development and Post-Secondary Experience

96%

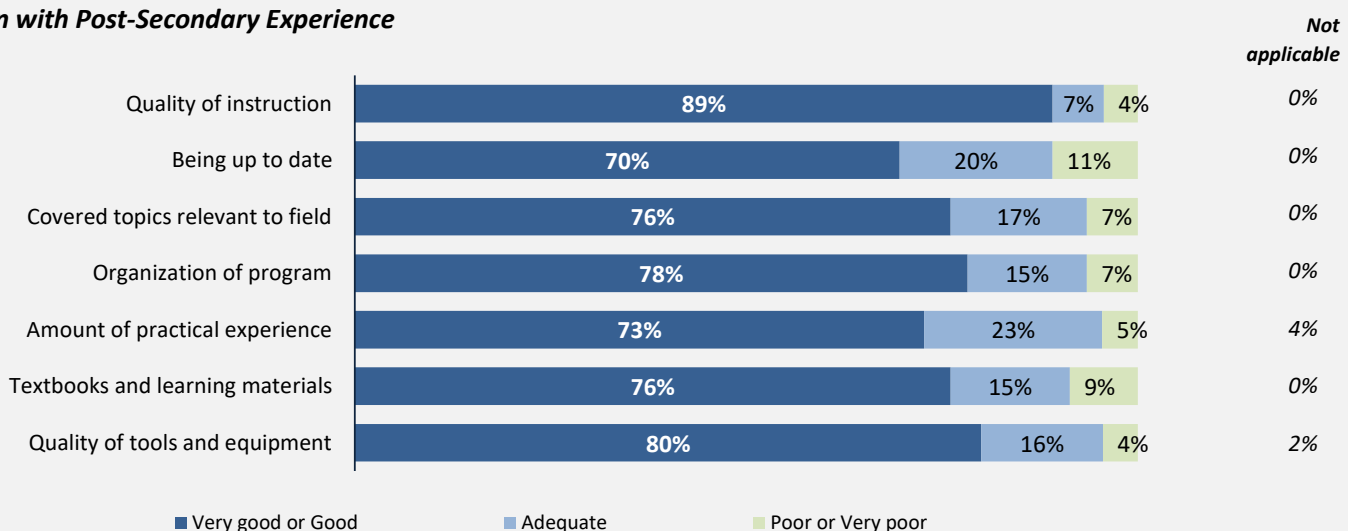
said they were very satisfied or satisfied with the education they received.

Skill Development



Percentages are based on those who gave a valid rating, excluding those who said not applicable.

Satisfaction with Post-Secondary Experience



Percentages are based on those who gave a valid rating, excluding those who said not applicable.

Summary of Survey Results: 2018 to 2022

Trades Training Type:
Progressive apprenticeship, Traditional apprenticeship

Applied filters:

CPC: VCC: Auto Tech Apprentice;

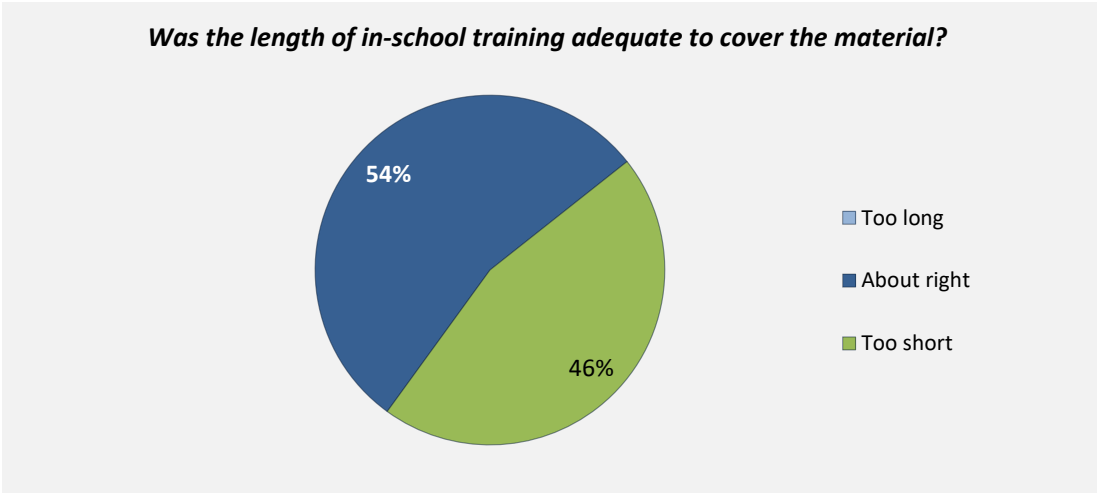
| | |
|---------------|-----|
| Cohort | 85 |
| Respondents | 46 |
| Response Rate | 54% |

Apprenticeship programs

In-School Experiences

98%
obtained their
Certificate of Qualification

93%
said the knowledge and skills gained
in their program were useful in
preparing to write the Certificate of
Qualification or Red Seal certification
exams



Workplace Experiences

95%
said they were very satisfied or satisfied with
their **workplace training**

87%
said their workplace training was
related to their in-school training

100%
were **employed as an apprentice**
during their program

Employment After Leaving School

98%
of employed respondents found a job in their trade,
including those who had a job to return to after their training

98%
had a **job in their trade**
to return to after their training

67%
were still working
for the same employer

